



US00D854338S

(12) **United States Design Patent**
Rykovich

(10) **Patent No.:** **US D854,338 S**

(45) **Date of Patent:** **** Jul. 23, 2019**

(54) **HANDLE FOR A COSMETIC BRUSH**

6,092,256 A * 7/2000 Chen A46B 7/00
132/120

(71) Applicant: **Unicorn Cosmetics Limited,**
Gillingham (GB)

D435,812 S * 1/2001 Nace D11/158
D462,456 S * 9/2002 Shofstall D25/112

(Continued)

(72) Inventor: **Kurtis Rykovich,** Las Vegas, NV (US)

FOREIGN PATENT DOCUMENTS

(73) Assignee: **Unicorn Cosmetics Limited,**
Gillingham (GB)

CN 304204854 * 7/2017
GB 6012018 * 5/2017
GB 6017062 * 8/2017

(**) Term: **15 Years**

OTHER PUBLICATIONS

(21) Appl. No.: **29/621,115**

Mermaid Brushes (Queen of the reef set with Clam Stand) by Unicorn Cosmetics [on-line]. Retrieved from the Internet Aug. 15, 2018. URL: <<https://www.unicorncosmetics.co.uk/collections/brushes/products/mermaids-complete-collection>>. (2 pages) (Year: 2018).*

(22) Filed: **Oct. 4, 2017**

(30) **Foreign Application Priority Data**

Apr. 4, 2017 (EM) 003839562-0003

Primary Examiner — Karen E Eldridge Powers
(74) *Attorney, Agent, or Firm* — Benesch, Friedlander, Coplan & Aronoff LLP

(51) **LOC (11) Cl.** **04-02**

(52) **U.S. Cl.**
USPC **D4/125**

(57) **CLAIM**

(58) **Field of Classification Search**

USPC D4/130, 132, 133, 134, 135, 138, 199,
D4/124, 125; D28/7

The ornamental design for a handle for a cosmetic brush, as shown and described.

CPC A46B 5/02; A46B 7/00; A46B 7/04; A46B
9/02; A46B 9/021; A46B 2200/1046;
A46B 15/0087; A46B 15/0089

DESCRIPTION

See application file for complete search history.

FIG. 1 is a front elevational view showing the design for a handle for a cosmetic brush.

FIG. 2 is rear perspective view.

FIG. 3 is a side elevational view showing the design for a handle for a cosmetic brush.

FIG. 4 is a top end view of the design for a handle for a cosmetic brush; and,

FIG. 5 is a bottom end view of the design for a handle for a cosmetic brush.

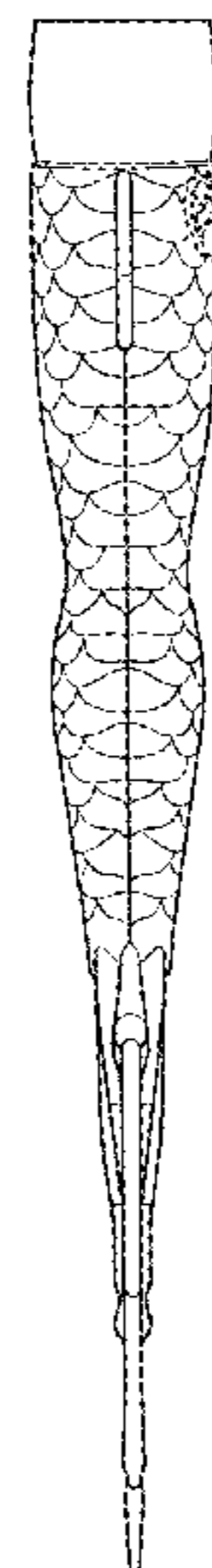
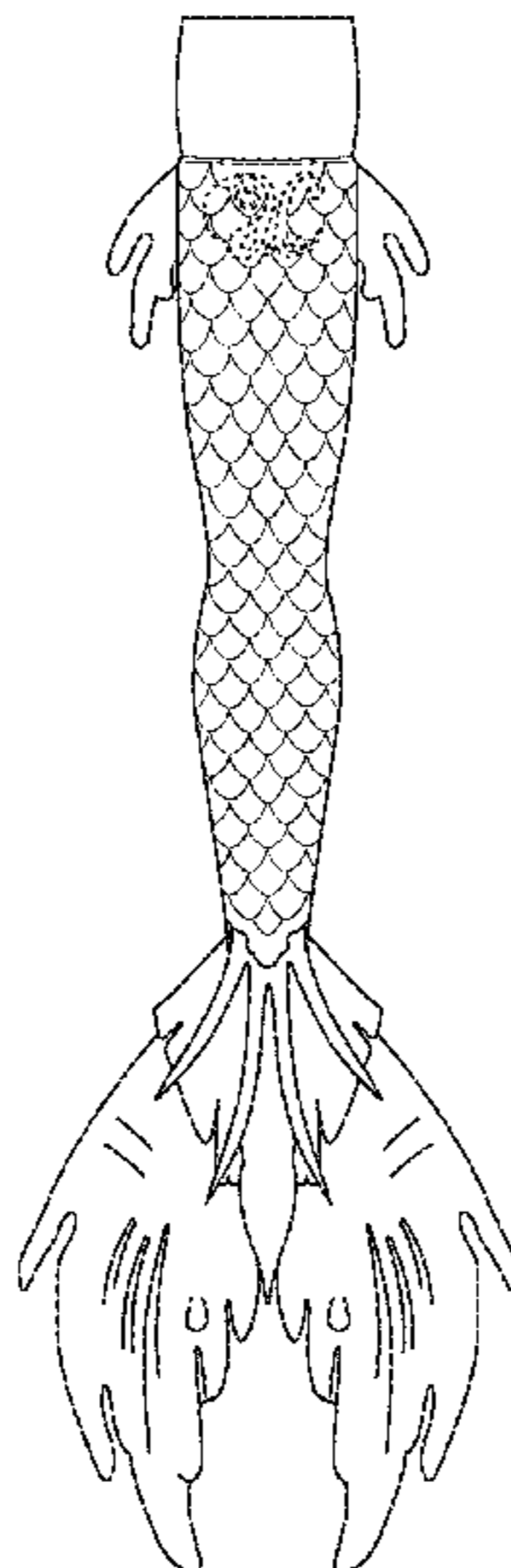
The broken lines shown near the top of FIGS. 1, 2 and 3, and at the periphery of FIGS. 4 and 5, illustrate portions of the article that form no part of the claimed design. The circle rendered in broken lines in FIG. 4, which defines the bounds of the claimed design, forms no part thereof.

(56) **References Cited**

U.S. PATENT DOCUMENTS

D2,522 S * 12/1866 Ware D9/606
D105,566 S * 8/1937 Blow D11/157
D170,594 S * 10/1953 Leonard et al. D21/599
D188,958 S * 10/1960 Damiani D11/158
D205,464 S * 8/1966 Mudrinich D21/599
D337,486 S * 7/1993 Maggiore D21/599
D352,830 S * 11/1994 Wolff D4/124
D387,314 S * 12/1997 Suckow D12/168

1 Claim, 4 Drawing Sheets



(56)

References Cited

U.S. PATENT DOCUMENTS

D473,679 S * 4/2003 Hood D28/67
D477,148 S * 7/2003 Hood D4/125
D506,578 S * 6/2005 Cole 119/51.01
D544,069 S * 6/2007 Vu D23/201
D614,787 S * 4/2010 van der Lande D26/47
2007/0000081 A1* 1/2007 Cotto A46B 5/00
15/167.3
2016/0324306 A1* 11/2016 Martin A46B 13/02

* cited by examiner

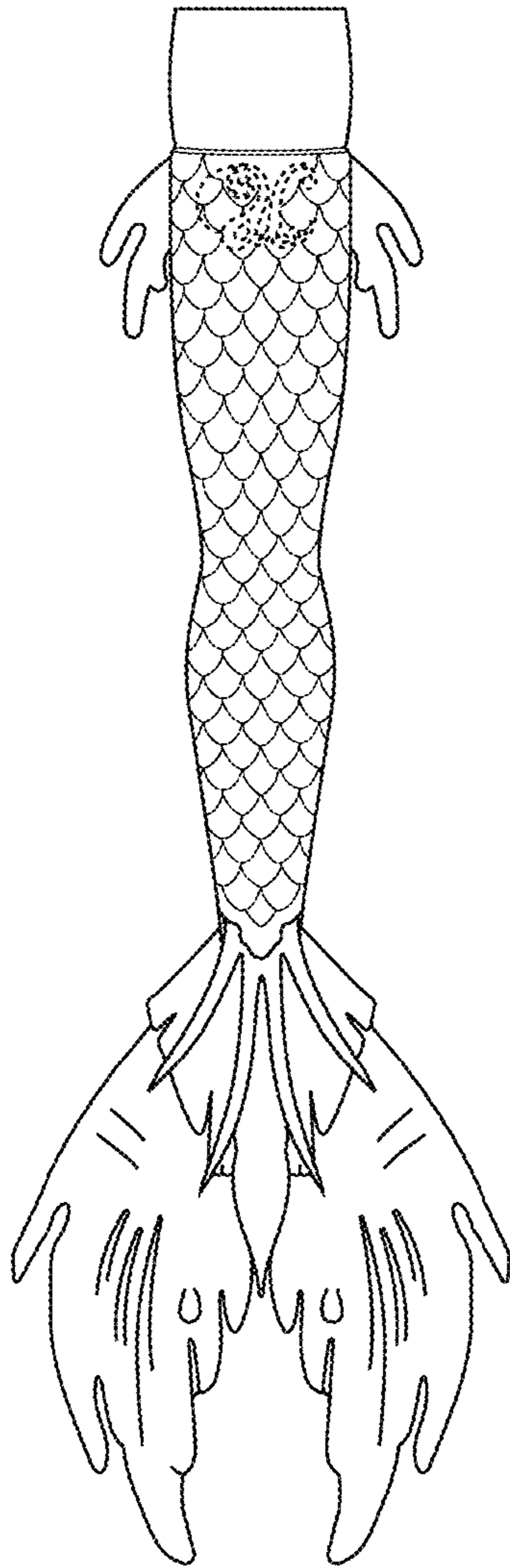


FIG. 1

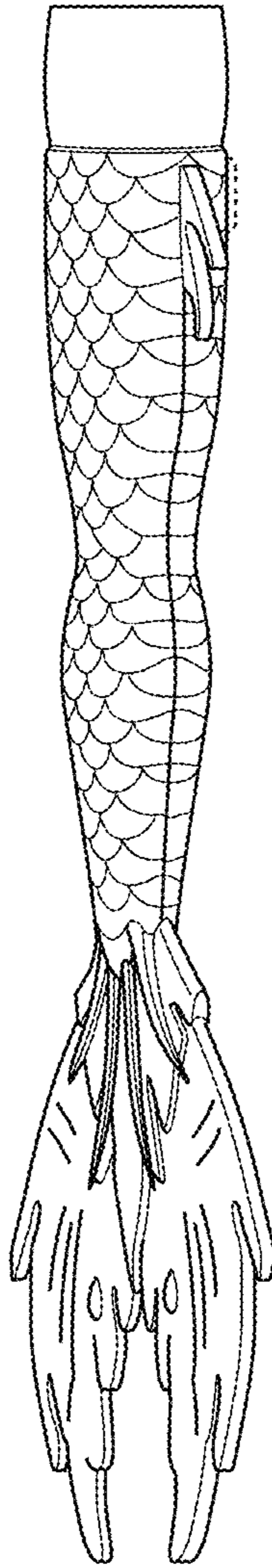


FIG. 2

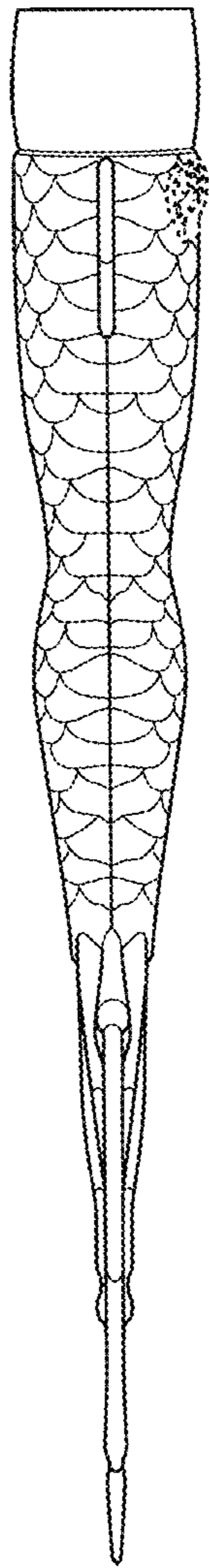


FIG. 3



FIG. 4

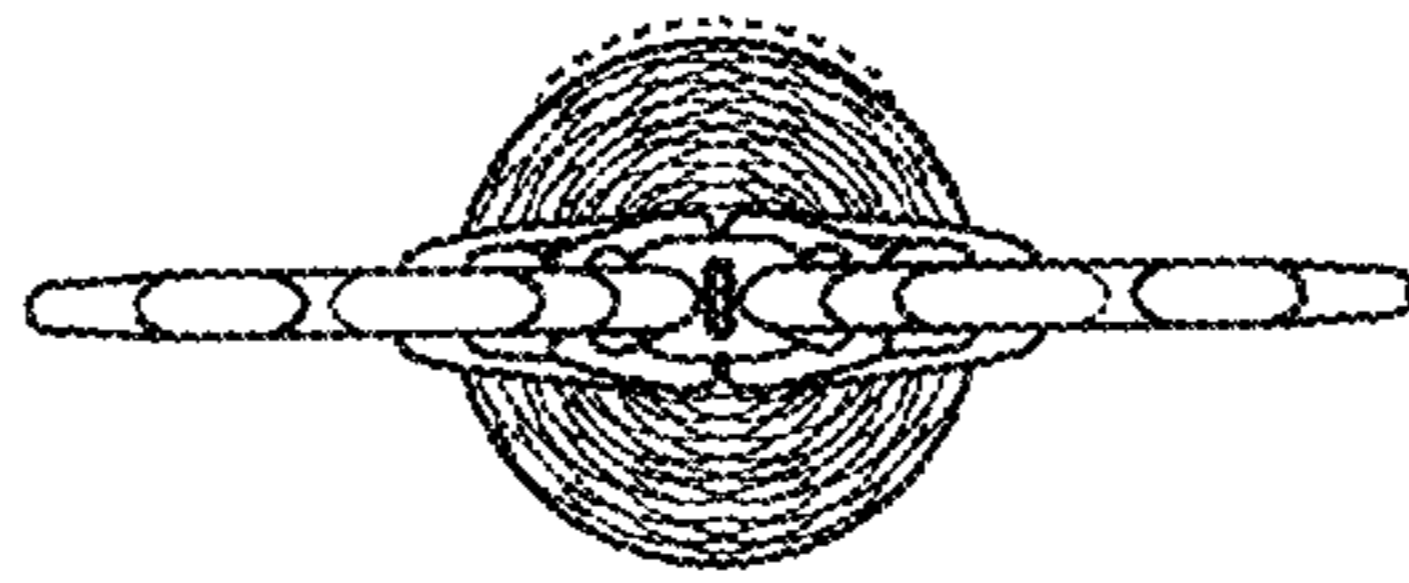


FIG. 5