



US00D854317S

(12) **United States Design Patent**  
**Rahardjo**

(10) **Patent No.:** **US D854,317 S**

(45) **Date of Patent:** **\*\* Jul. 23, 2019**

(54) **HANDBAG**

(71) Applicant: **Sri Rahardjo**, Singapore (SG)

(72) Inventor: **Sri Rahardjo**, Singapore (SG)

(\*\*) Term: **15 Years**

(21) Appl. No.: **29/640,076**

(22) Filed: **Mar. 12, 2018**

(51) **LOC (11) Cl.** ..... **03-01**

(52) **U.S. Cl.**  
USPC ..... **D3/243**

(58) **Field of Classification Search**  
USPC ..... D3/232-233, 240-243, 245-246  
CPC ..... A45C 3/06  
See application file for complete search history.

(56) **References Cited**

**U.S. PATENT DOCUMENTS**

D260,053 S *	8/1981	Siegel .....	D3/243
D263,649 S *	4/1982	Schimmel .....	D3/243
D498,587 S *	11/2004	de Baschmakoff .....	D3/243
D498,588 S *	11/2004	de Baschmakoff .....	D3/243
D609,004 S *	2/2010	Dolce .....	D3/240
D631,656 S *	2/2011	Della Valle .....	D3/243
D631,657 S *	2/2011	Della Valle .....	D3/243
D655,583 S *	3/2012	Palazzolo .....	D3/243
D659,391 S *	5/2012	Jobert .....	D3/243

D688,450 S *	8/2013	Philo .....	D3/243
D761,015 S *	7/2016	Nair .....	D3/243
D774,755 S *	12/2016	Sassi .....	D3/243
D799,818 S *	10/2017	Nair .....	D3/243
D803,554 S *	11/2017	Maier .....	D3/243
D803,555 S *	11/2017	Maier .....	D3/243
D804,170 S *	12/2017	Maier .....	D3/243
D814,177 S *	4/2018	Nair .....	D3/243

\* cited by examiner

*Primary Examiner* — Holly H Baynham

(74) *Attorney, Agent, or Firm* — Ziegler IP Law Group, LLC


(57) **CLAIM**

The ornamental design for a handbag, as shown and described.

**DESCRIPTION**

FIG. 1 is a perspective view of a first embodiment of a handbag showing the new design; FIG. 2 is a top view thereof; FIG. 3 is a front view thereof; FIG. 4 is a bottom view thereof; FIG. 5 is a back view thereof; FIG. 6 is a side view thereof; and, FIG. 7 is another side view thereof, shown from the side opposite that shown in FIG. 6. The broken lines showing stitching and clasp are for the purposes of illustrating environment and form no part of the claimed design.

**1 Claim, 3 Drawing Sheets**






FIG. 1

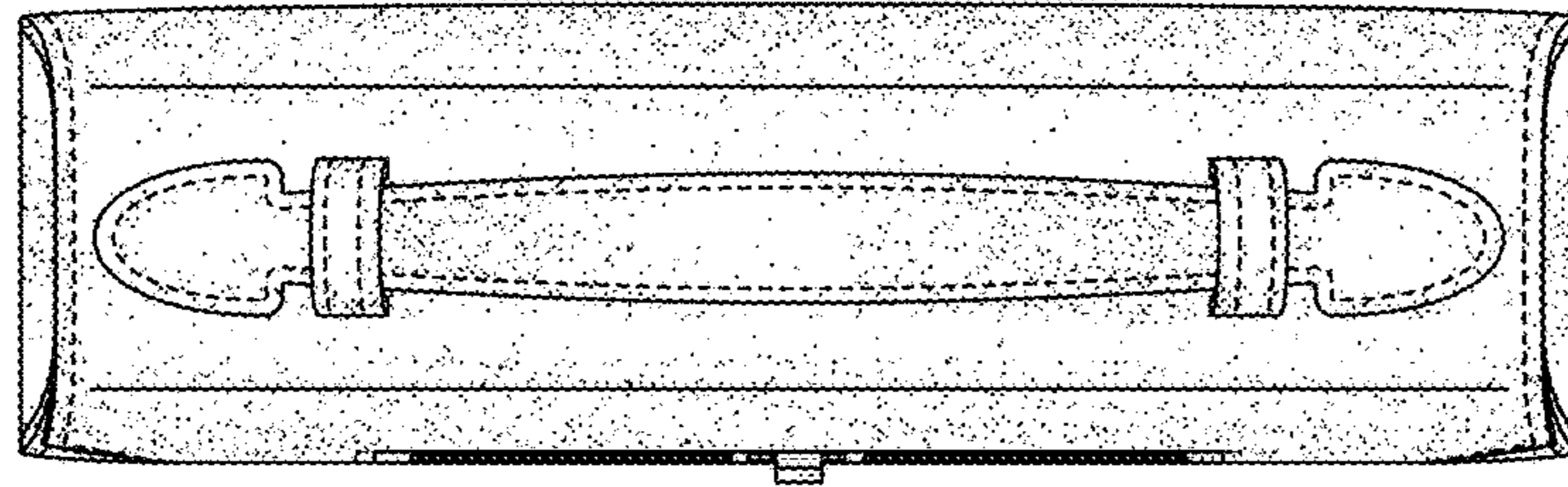


FIG. 2

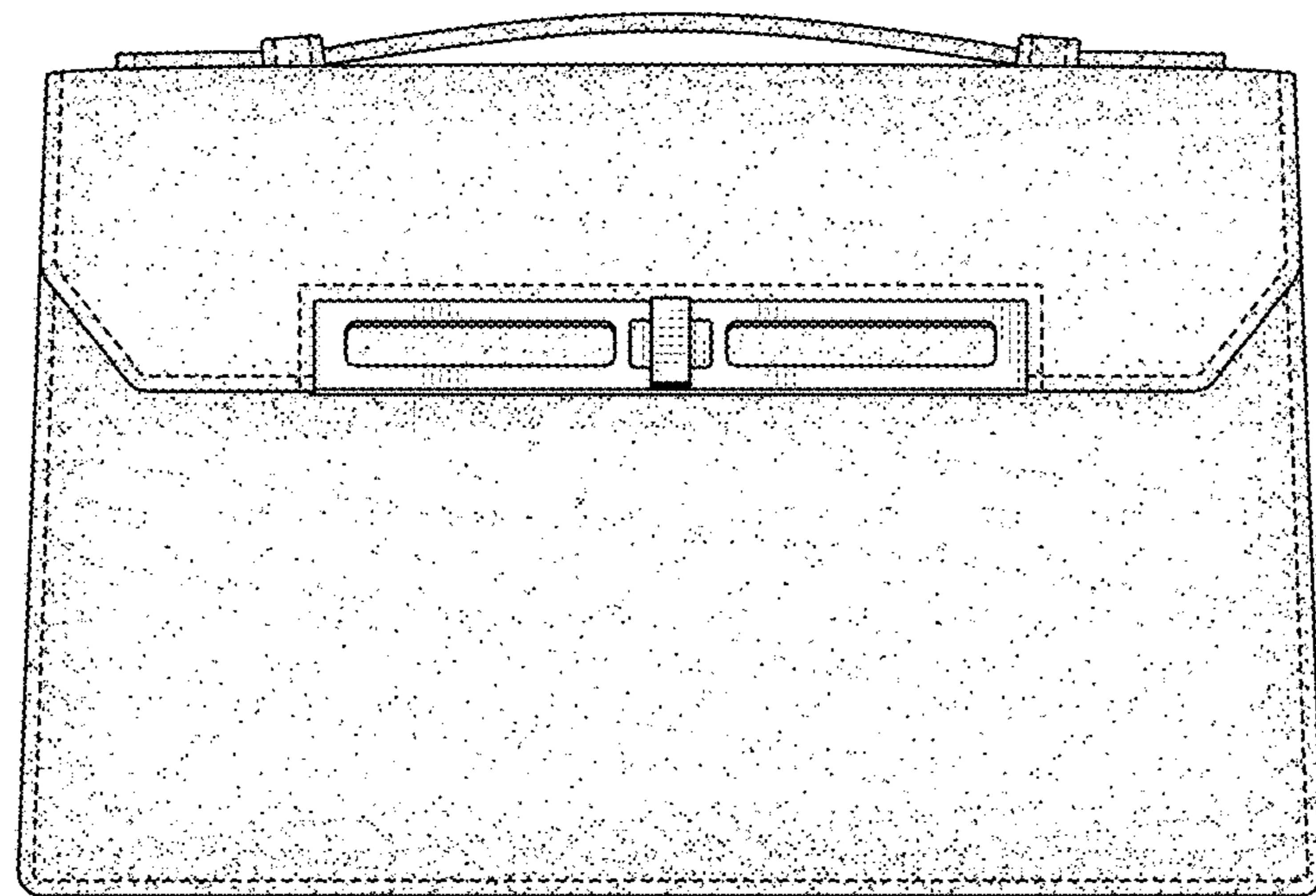


FIG. 3




FIG. 4



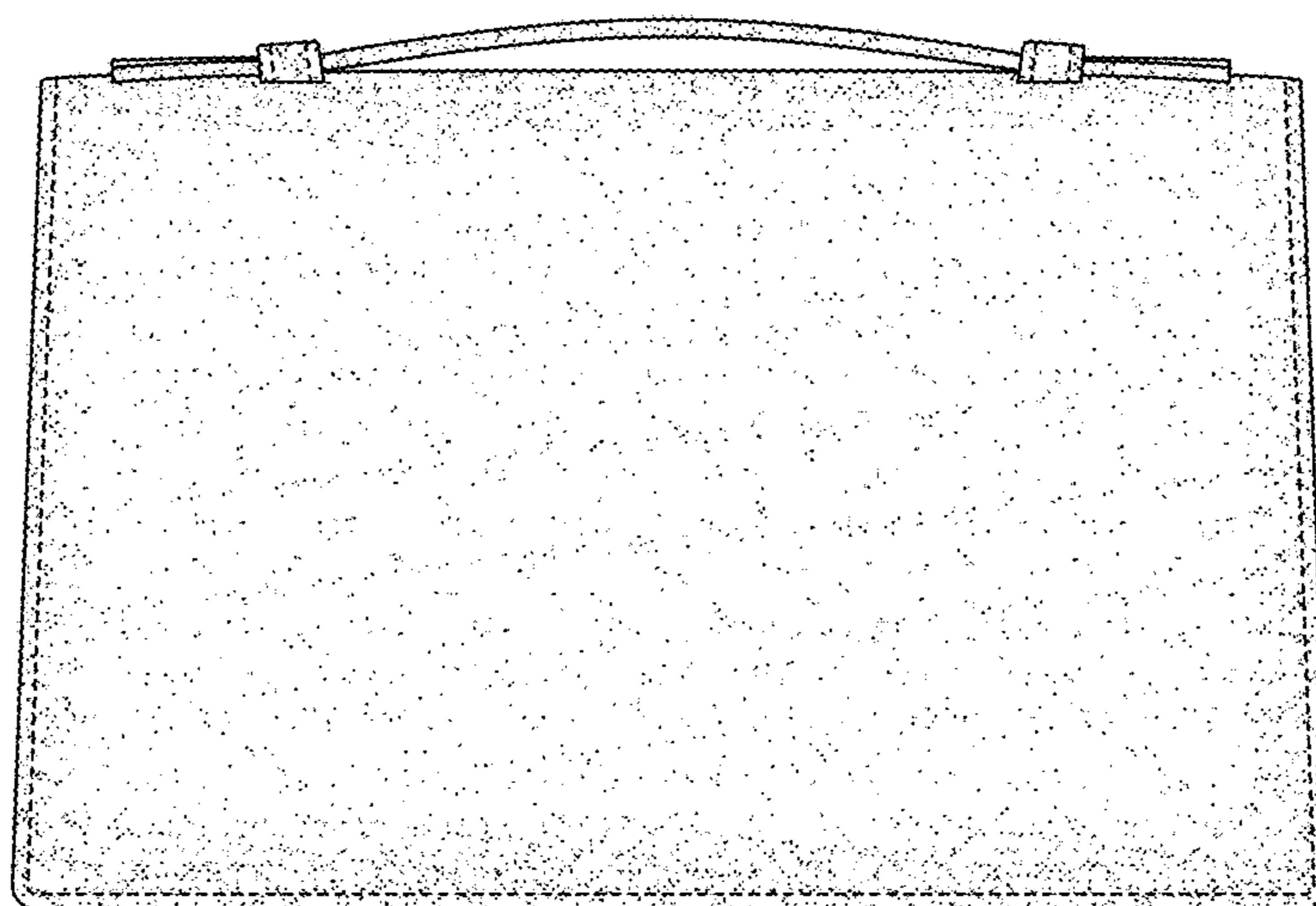


FIG. 5

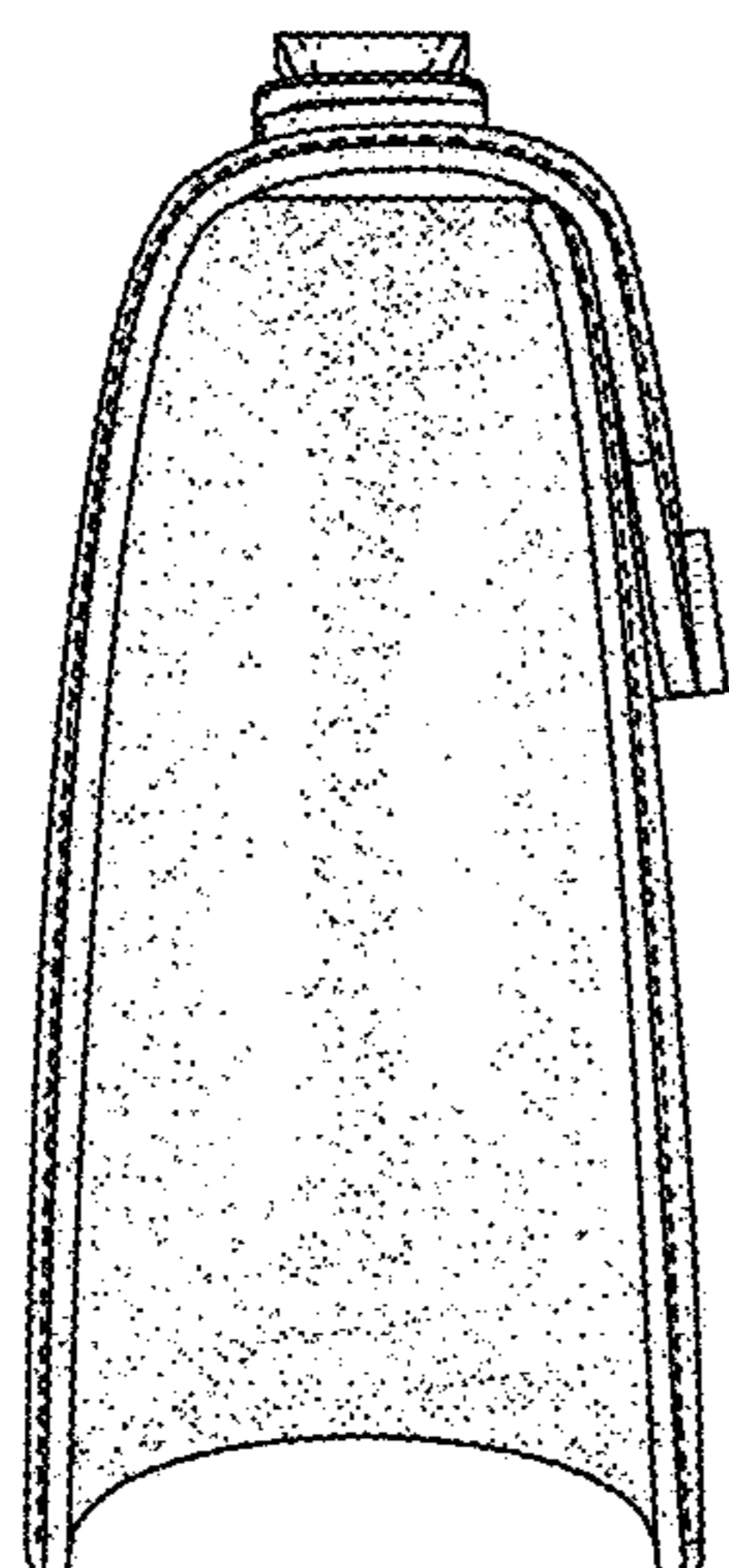


FIG. 6

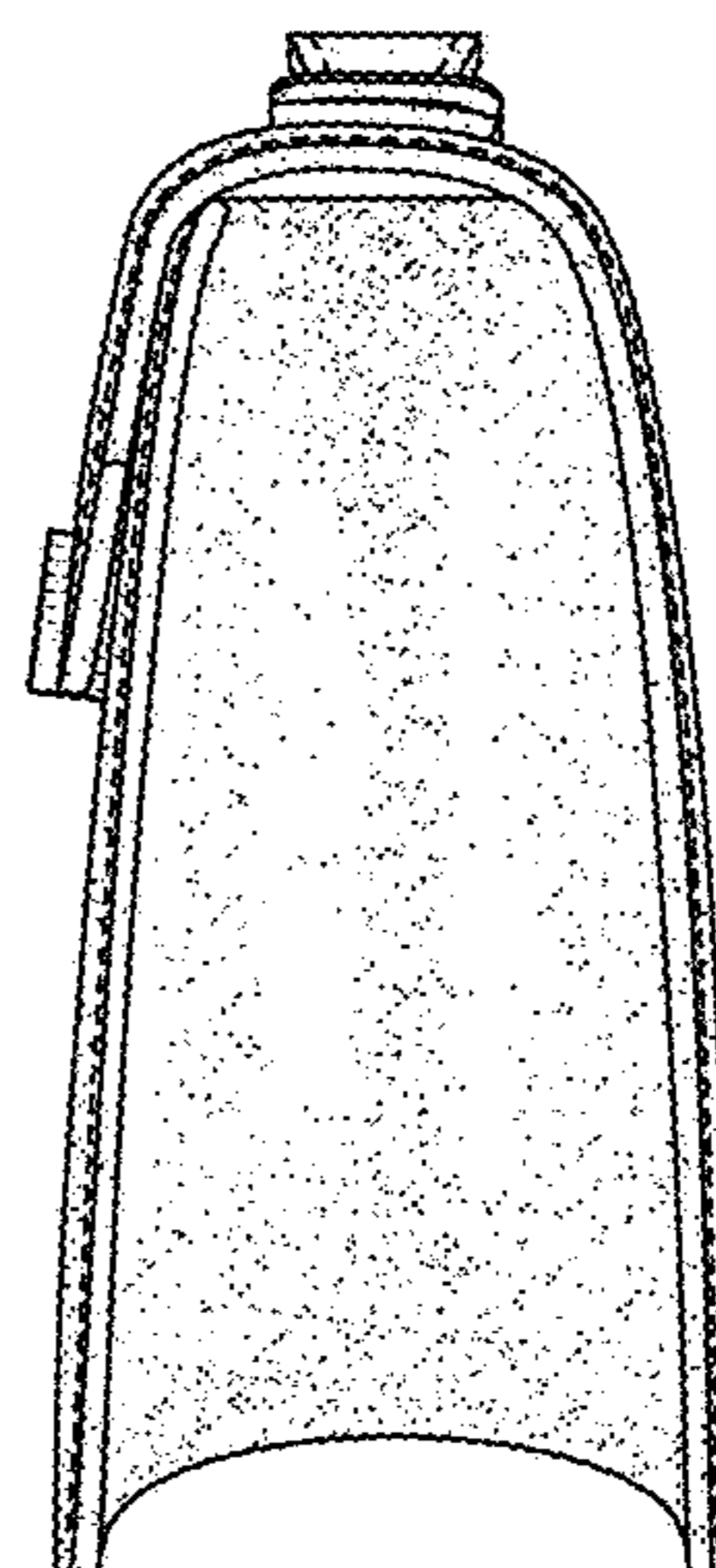


FIG. 7