



US00D854296S

(12) **United States Design Patent**  
**Hardman**

(10) **Patent No.:** **US D854,296 S**

(45) **Date of Patent:** **\*\* Jul. 23, 2019**

- (54) **SHOE**
- (71) Applicant: **NIKE, Inc.**, Beaverton, OR (US)
- (72) Inventor: **Tony Hardman**, Portland, OR (US)
- (73) Assignee: **NIKE, Inc.**, Beaverton, OR (US)
- (\*\*) Term: **15 Years**

- D272,580 S 2/1984 Stubblefield
- D278,852 S 5/1985 Michaeli
- D294,768 S 3/1988 Famolare, Jr.
- D324,604 S 3/1992 Hoshimi
- D330,627 S 11/1992 Frachey et al.
- D330,628 S 11/1992 Frachey et al.
- D340,349 S 10/1993 Kilgore et al.
- D340,350 S 10/1993 Kilgore et al.
- D353,708 S 12/1994 Crowley, II
- D407,192 S 3/1999 Chassaing
- D474,331 S \* 5/2003 Dean ..... D2/961

(21) Appl. No.: **29/657,207**

(22) Filed: **Jul. 19, 2018**

(51) **LOC (11) Cl.** ..... **02-04**

(52) **U.S. Cl.**  
USPC ..... **D2/954**; D2/951; D2/955

(58) **Field of Classification Search**  
USPC ..... D2/902, 906, 908, 916, 918, 925,  
D2/946-962, 977; 36/3 B, 22 R, 24.5,  
36/25 R, 28, 32 R, 34 R, 59 C, 67 A, 103  
CPC ..... A43B 13/00; A43B 13/02; A43B 13/023;  
A43B 13/026; A43B 13/04; A43B 13/08;  
A43B 13/10; A43B 13/12; A43B 13/14;  
A43B 13/141; A43B 13/143; A43B  
13/16; A43B 13/18; A43B 13/181; A43B  
13/187; A43B 13/189; A43B 13/20; A43B  
13/22; A43B 13/223; A43B 13/24; A43B  
13/28; A43B 13/30; A43B 13/32; A43B  
13/34; A43B 13/36

See application file for complete search history.

(56) **References Cited**

**U.S. PATENT DOCUMENTS**

- D237,323 S 10/1975 Inohara
- D241,988 S \* 10/1976 Famolare ..... D2/955
- D248,193 S 6/1978 Edmonds
- D250,918 S 1/1979 Dolinsky
- D256,179 S 8/1980 Famolare, Jr.
- D257,911 S 1/1981 Ostberg
- D258,774 S \* 4/1981 Denu ..... D2/953

*Primary Examiner* — T Chase Nelson

(74) *Attorney, Agent, or Firm* — Banner & Witcoff, Ltd.

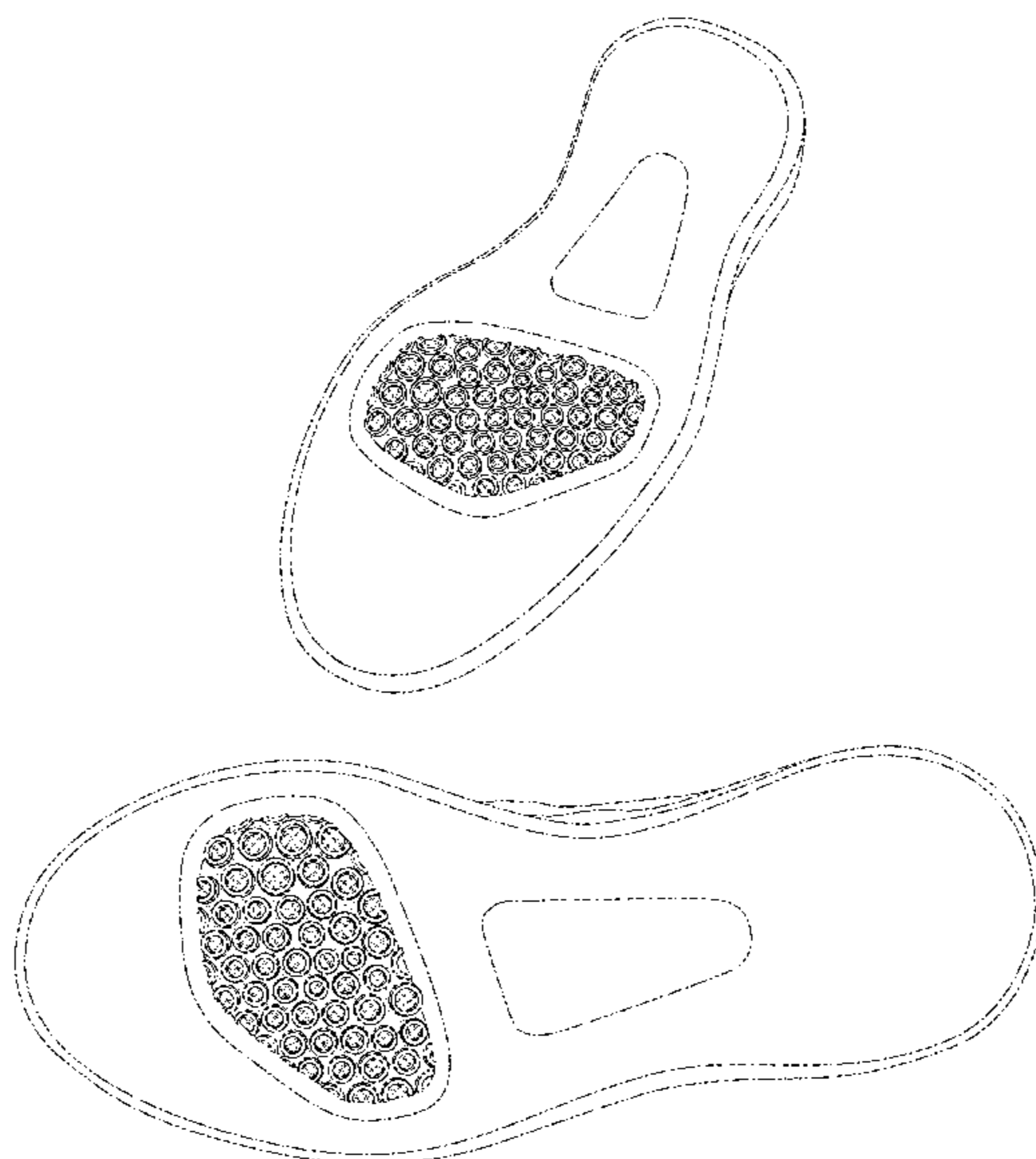
(57) **CLAIM**

The ornamental design for a shoe, as shown and described.

**DESCRIPTION**

FIG. 1 is a front perspective view of a shoe showing my new design;  
 FIG. 2 is a rear perspective view thereof;  
 FIG. 3 is an alternate front perspective view thereof;  
 FIG. 4 is an alternate rear perspective view thereof;  
 FIG. 5 is a bottom view thereof;  
 FIG. 6 is an enlarged view of FIG. 1 with environment removed for clarity;  
 FIG. 7 is an enlarged view of FIG. 2 with environment removed for clarity;  
 FIG. 8 is an enlarged view of FIG. 3 with environment removed for clarity;  
 FIG. 9 is an enlarged view of FIG. 4 with environment removed for clarity; and,  
 FIG. 10 is an enlarged view of FIG. 5 with environment removed for clarity.  
 The broken lines immediately adjacent to the shaded areas define the bounds of the claimed design and form no part thereof. The broken lines depicting the remainder of the shoe show features that form no part of the claimed design.

**1 Claim, 10 Drawing Sheets**



(56)

References Cited

U.S. PATENT DOCUMENTS

D476,468 S *	7/2003	Reynolds .....	D2/946	D685,984 S	7/2013	Raysse	
D489,882 S	5/2004	McClaskie		D707,930 S	7/2014	Raysse	
D489,883 S	5/2004	McClaskie		D716,025 S	10/2014	Seo	
D490,224 S	5/2004	McClaskie		D730,638 S	6/2015	Christensen et al.	
D492,475 S	7/2004	Adams		D731,769 S	6/2015	Raysse	
D570,581 S	6/2008	Polegato Moretti		D738,078 S	9/2015	Raysse	
D572,440 S	7/2008	Polegato Moretti		D802,270 S	11/2017	Kirschner	
D572,441 S	7/2008	Moretti		D823,587 S *	7/2018	Lin .....	A43B 13/24
D572,442 S	7/2008	Polegato Moretti					D2/961
D583,132 S	12/2008	Polegato Moretti		D824,649 S *	8/2018	Southernwood .....	A43B 13/184
D651,788 S	1/2012	Raysse					D2/961
D661,882 S	6/2012	Raysse		2009/0293311 A1 *	12/2009	Sun .....	A43B 7/146
D662,295 S	6/2012	Raysse					36/91
D663,929 S	7/2012	Teng-Lee		2012/0144695 A1 *	6/2012	McDowell .....	A43B 13/122
D679,488 S *	4/2013	Raysse .....	D2/951				36/28
D680,312 S	4/2013	Raysse		2014/0196308 A1 *	7/2014	Baratta .....	A43B 13/184
D683,941 S	6/2013	Raysse					36/29
				2018/0249786 A1 *	9/2018	Mangold .....	A43B 13/24
				2018/0303197 A1 *	10/2018	Chen .....	A43B 7/24

\* cited by examiner

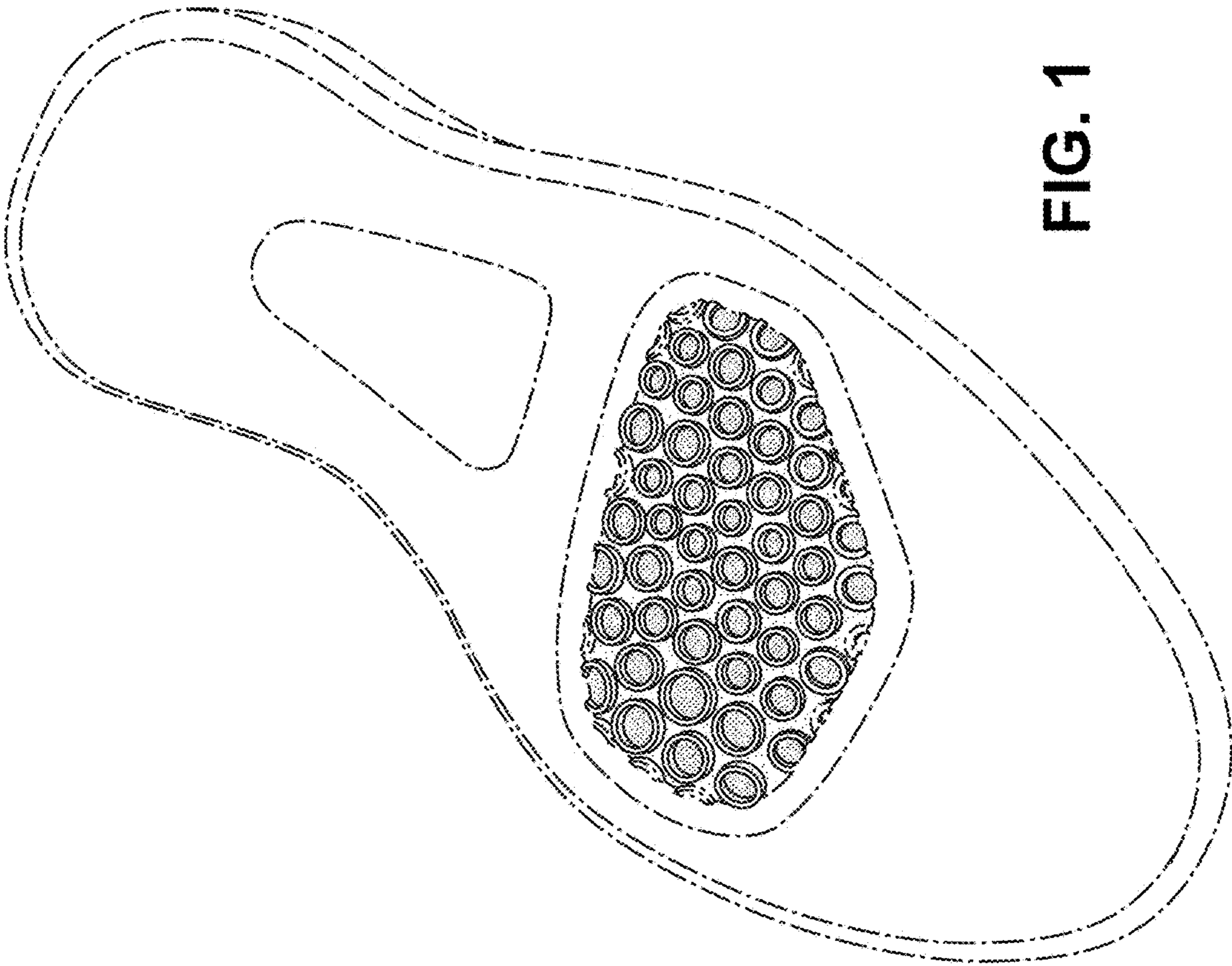


FIG. 1

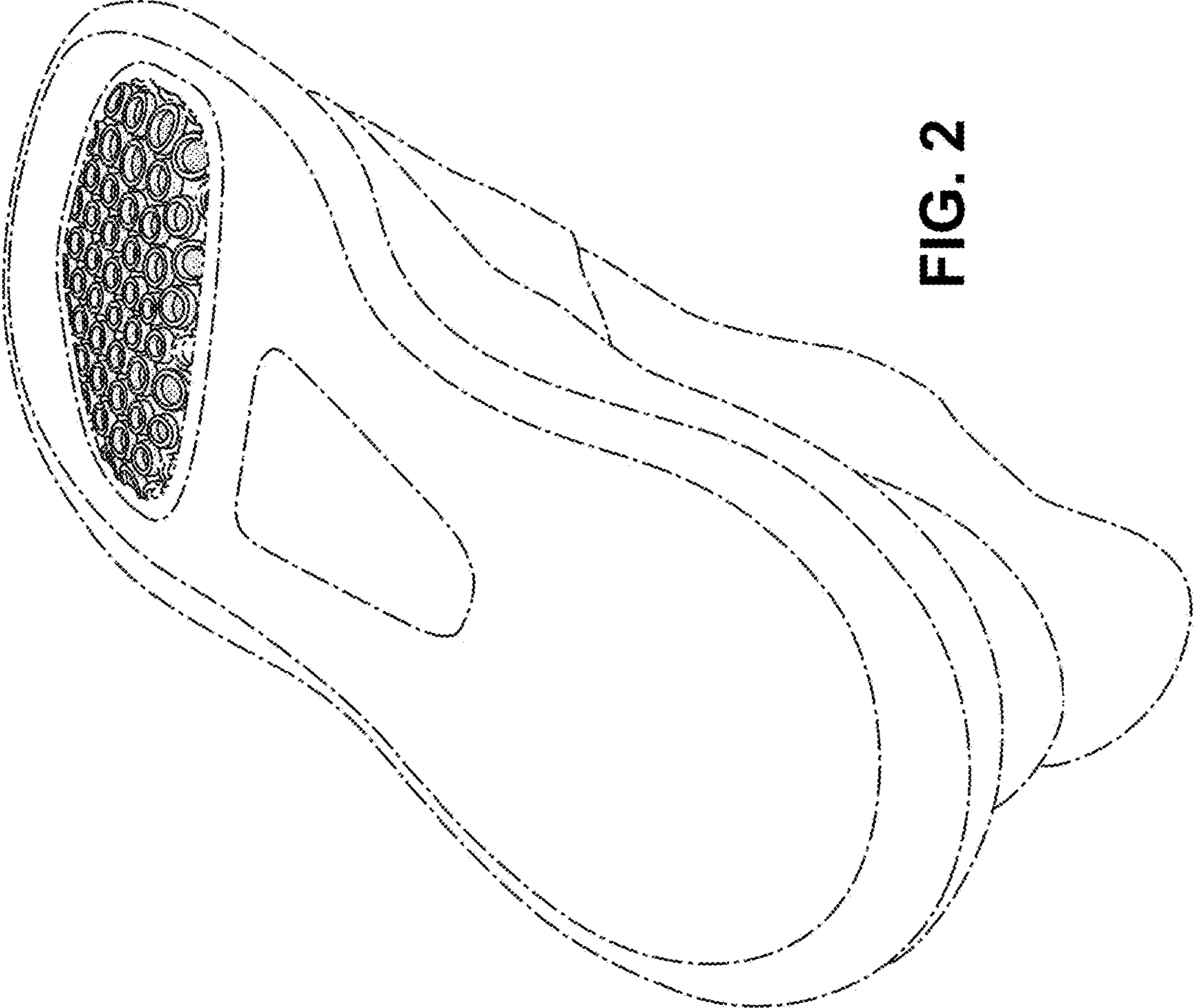


FIG. 2

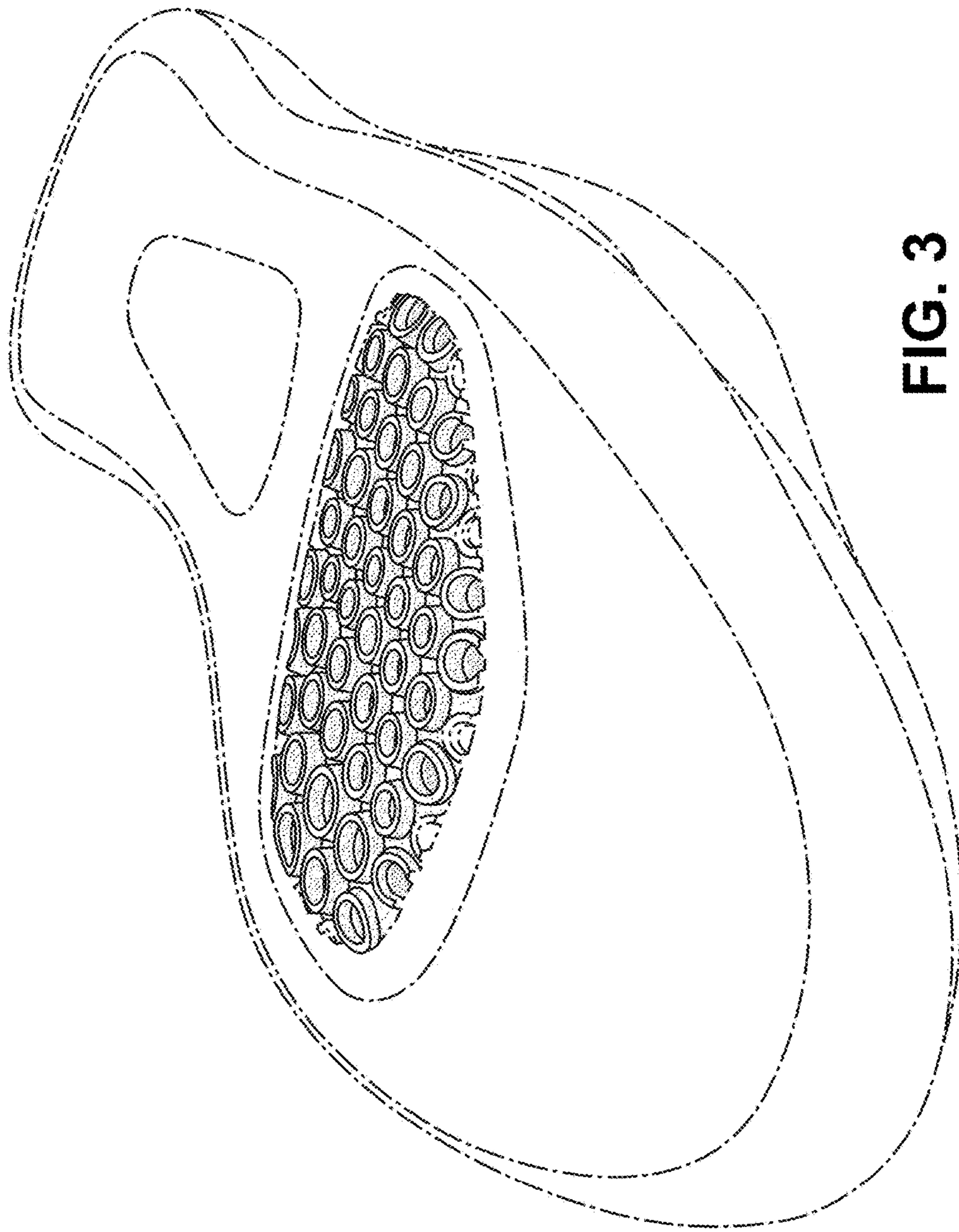
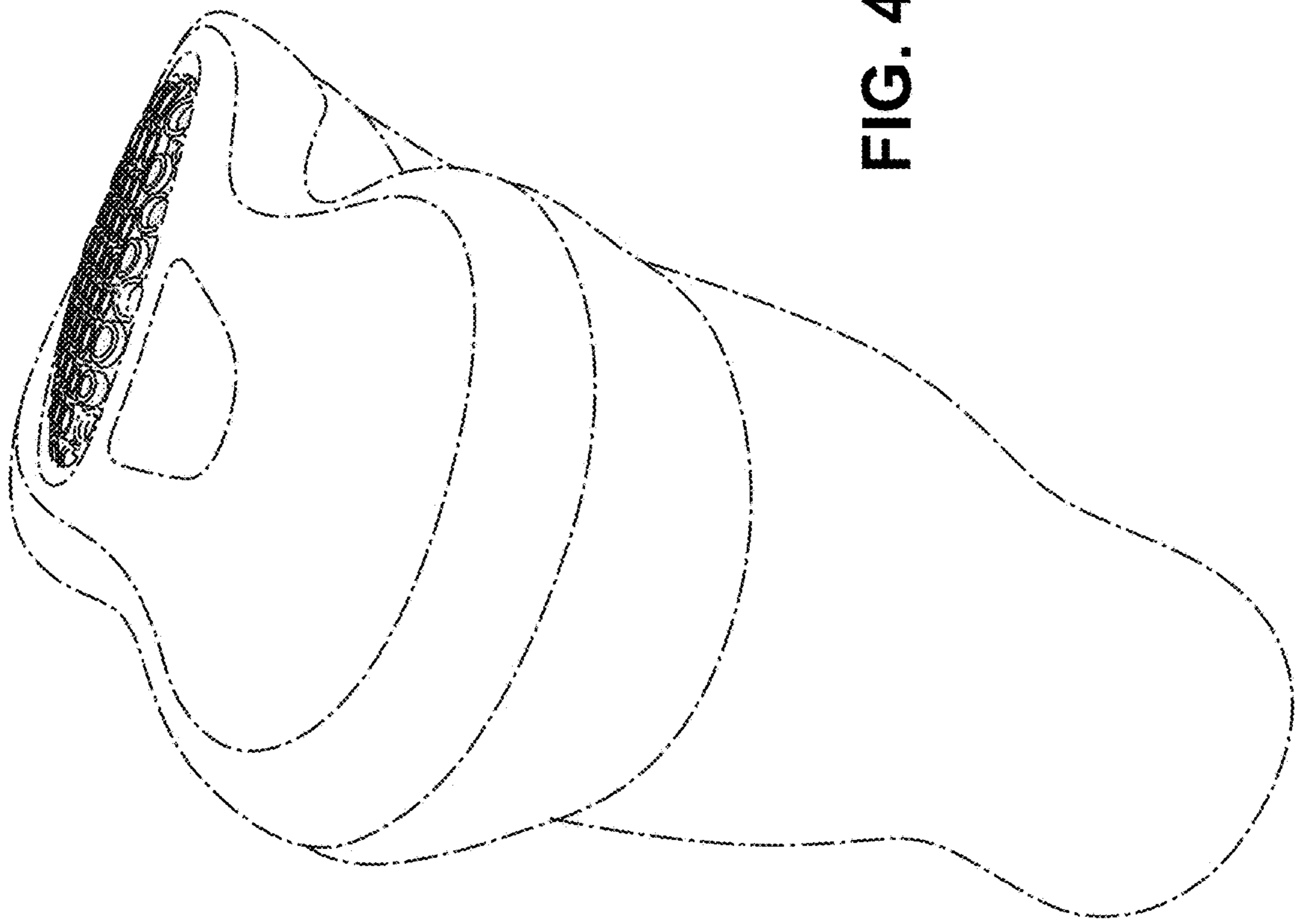


FIG. 3



**FIG. 4**

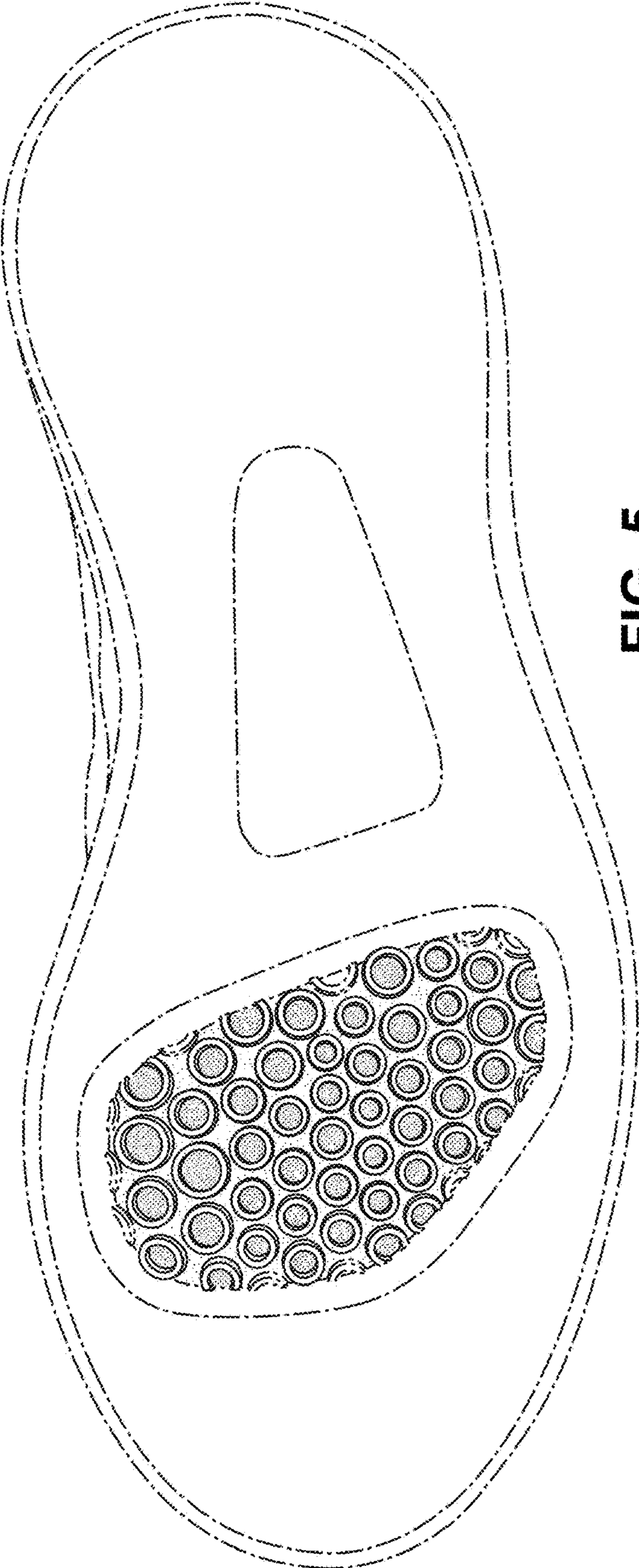


FIG. 5

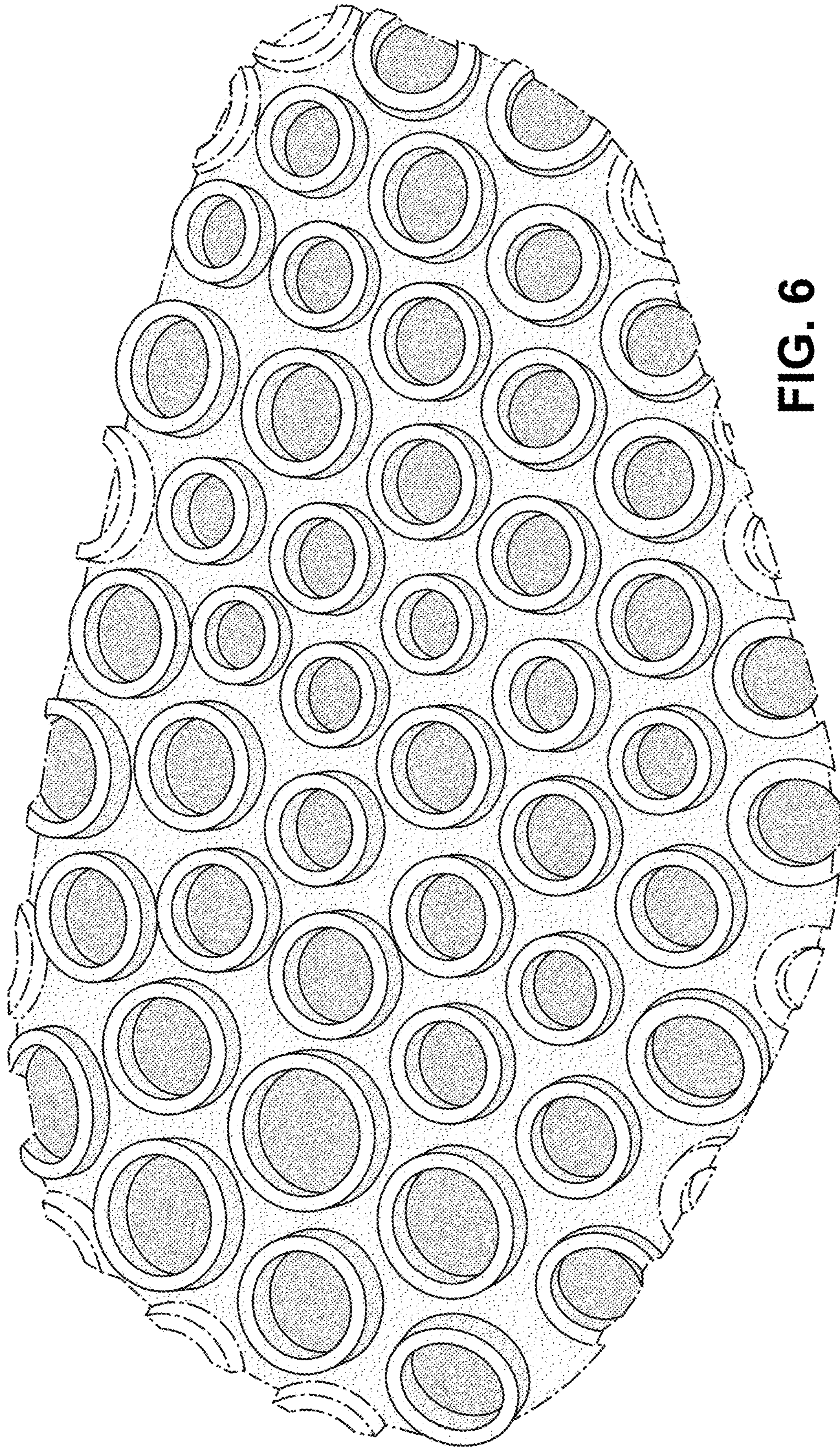


FIG. 6



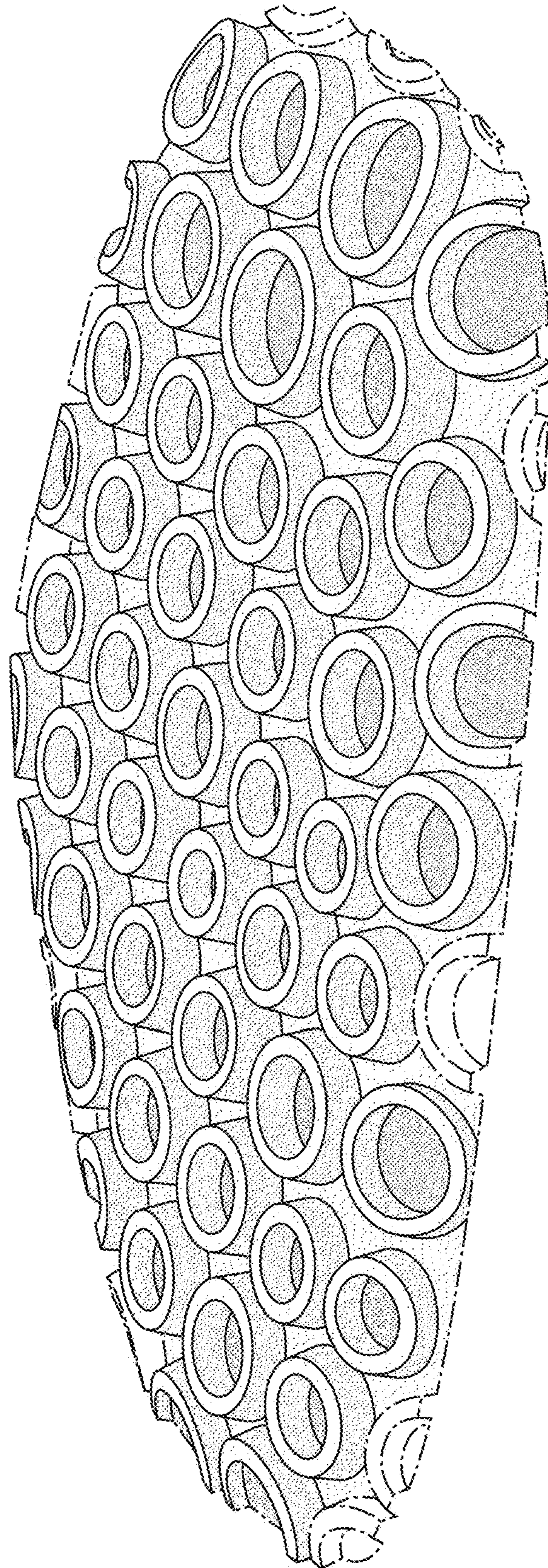


FIG. 7

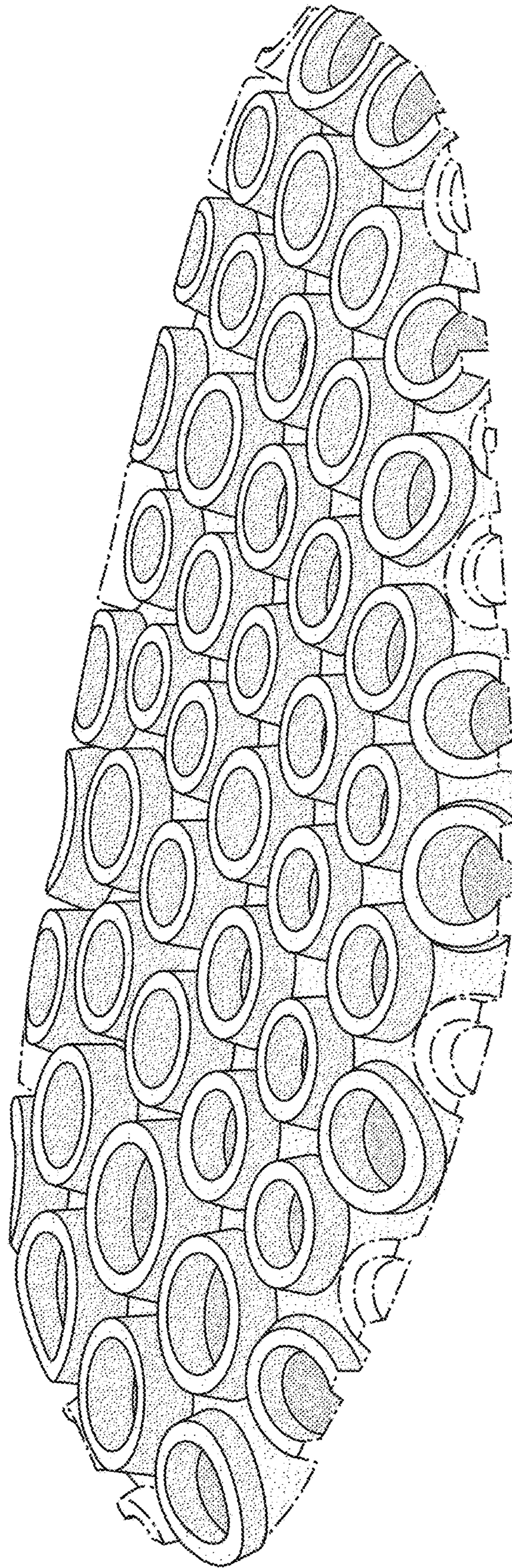
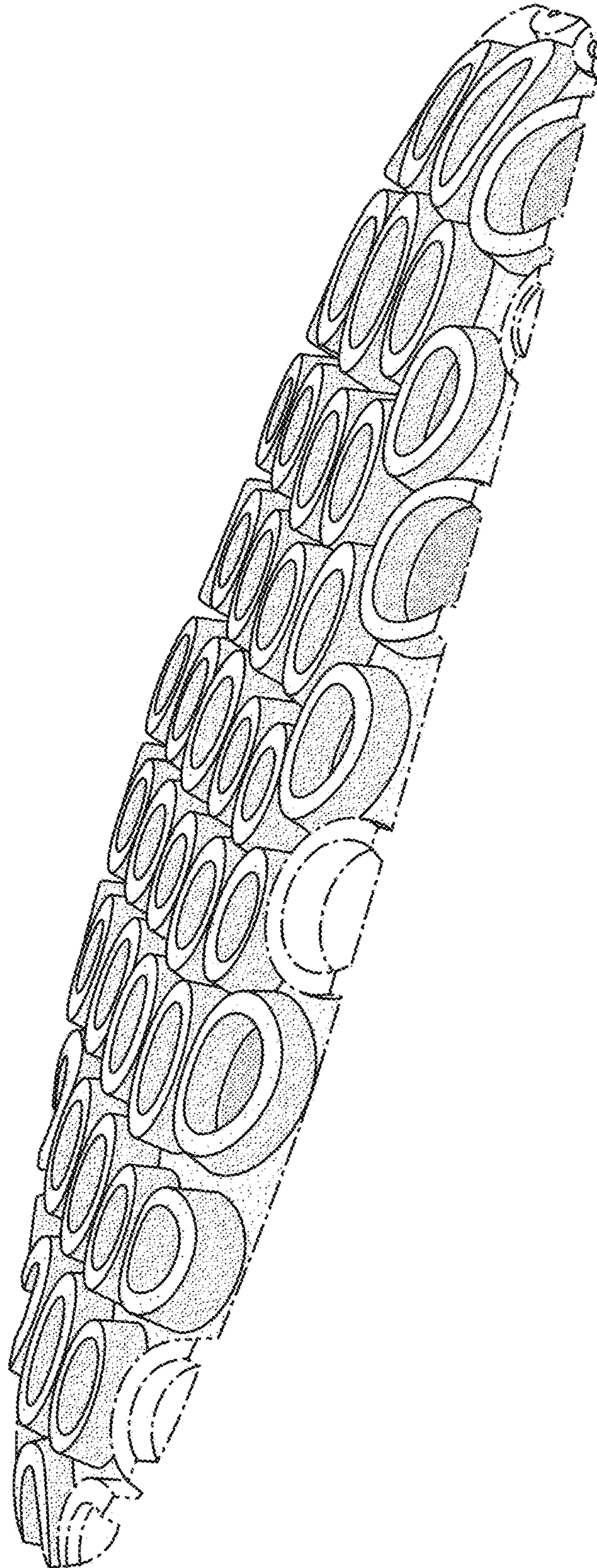
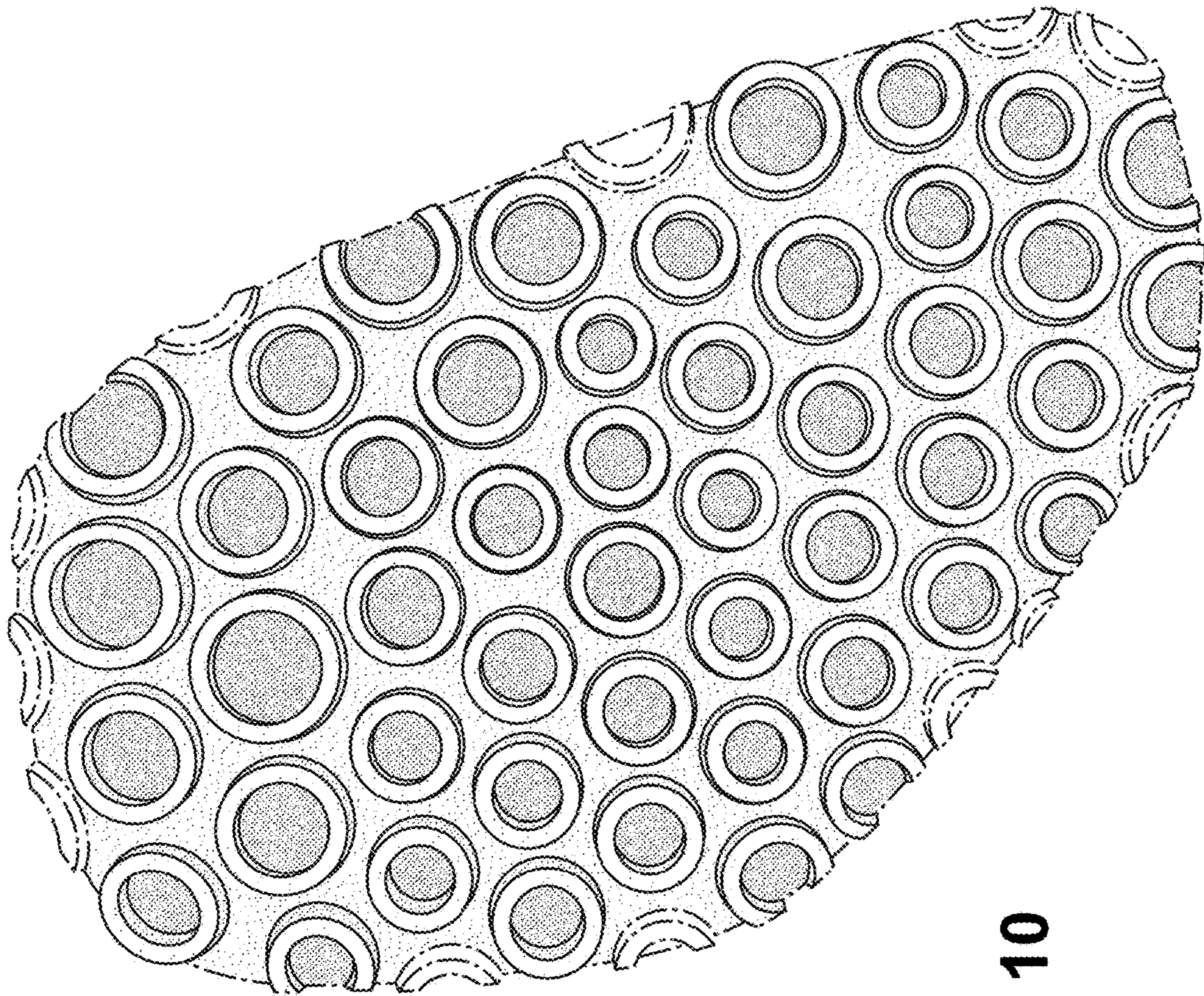


FIG. 8



**FIG. 9**



**FIG. 10**