



US00D854282S

(12) **United States Design Patent** (10) **Patent No.:** **US D854,282 S**
Liu (45) **Date of Patent:** **** Jul. 23, 2019**

(54) **KINEMATIC SHIRT BACK**
(71) Applicant: **IFGCure Inc.**, Santa Monica, CA (US)
(72) Inventor: **Stephen H. Liu**, Los Angeles, CA (US)
(73) Assignee: **IFG Cure Holdings, LLC**, Los Angeles, CA (US)
(**) Term: **15 Years**
(21) Appl. No.: **29/679,188**
(22) Filed: **Feb. 2, 2019**

5,599,286 A 2/1997 Labelle et al.
5,718,670 A 2/1998 Bremer
6,102,879 A 8/2000 Christensen et al.
(Continued)

FOREIGN PATENT DOCUMENTS

CN 2922842 7/2007
CN 201048997 4/2008
(Continued)

OTHER PUBLICATIONS

ALIGNMED Posture Shirt posted to Amazon.com. [site visited Mar. 26, 2019] available Oct. 5, 2015. Available at: <https://www.amazon.com/ALIGNMED-Posture-Shirt-Compression-Breathable/dp/B01679FQA6/ref=cm_cr_ar_p_d_pdt_img_top?ie=UTF8> (Year: 2015).*

Primary Examiner — Kevin K Rudzinski
(74) *Attorney, Agent, or Firm* — Ferguson Case Orr Paterson LLP

Related U.S. Application Data

(63) Continuation-in-part of application No. 29/660,733, filed on Aug. 22, 2018.
(51) **LOC (11) Cl.** **02-02**
(52) **U.S. Cl.**
USPC **D2/840**
(58) **Field of Classification Search**
USPC D2/717, 840, 853, 731
CPC A41D 13/00
See application file for complete search history.

(57) **CLAIM**

The ornamental design for a kinematic shirt back, as shown and described.

(56) **References Cited**

U.S. PATENT DOCUMENTS

641,090 A * 1/1900 Elbaun A41B 1/00
2/122
932,608 A * 8/1909 Hodgkins A41D 1/02
2/87
1,158,938 A * 11/1915 Kronthal A41B 1/00
2/122
1,949,312 A * 2/1934 Konski A41B 1/00
2/122
2,591,462 A 4/1952 Mungo
4,202,327 A 5/1980 Glancy
4,957,103 A 9/1990 Young et al.
5,158,531 A 10/1992 Zamosky
5,451,200 A 9/1995 LaBella et al.

DESCRIPTION

FIG. 1 is a rear isometric view of a kinematic shirt back in accordance with a first embodiment of the new design; FIG. 2 is a rear isometric view of a kinematic shirt back in accordance with a second embodiment of the new design; FIG. 3 is a rear isometric view of a kinematic shirt back in accordance with a third embodiment of the new design; and, FIG. 4 is a rear isometric view of a kinematic shirt back in accordance with a fourth embodiment of the new design. The broken lines shown in FIGS. 1-4 are directed to environment and are for illustrative purposes only; the broken lines form no part of the claimed design.

1 Claim, 4 Drawing Sheets



(56)

References Cited

U.S. PATENT DOCUMENTS

6,213,922 B1 4/2001 Afanasenko et al.
 6,440,094 B1 8/2002 Maas
 6,676,617 B1 1/2004 Miller
 6,892,396 B2* 5/2005 Uno A41B 9/06
 2/115
 6,936,021 B1 8/2005 Smith
 D510,175 S * 10/2005 Ragot D2/731
 D526,763 S * 8/2006 Tanner D2/717
 7,134,969 B2 11/2006 Citron et al.
 7,153,246 B2 12/2006 Koscielny et al.
 D564,182 S * 3/2008 Wiens D2/840
 7,395,557 B1 7/2008 Ledyard
 7,662,121 B2 2/2010 Zours
 D618,443 S * 6/2010 Hall D2/717
 D622,932 S * 9/2010 Gettler D2/717
 7,871,388 B2 1/2011 Brown
 D643,577 S * 8/2011 Bulan D29/100
 D649,331 S * 11/2011 Lannbertz D2/714
 8,047,893 B2 11/2011 Fenske
 8,083,693 B1 12/2011 McKeon et al.
 8,281,414 B2* 10/2012 Mickle A41D 13/0518
 2/115
 8,308,670 B2 11/2012 Sandifer et al.
 8,516,614 B2 8/2013 Karasina
 D690,906 S * 10/2013 Lambertz D2/717
 D691,347 S * 10/2013 Lambertz D2/717
 8,556,840 B2 10/2013 Burke et al.
 8,795,213 B2 8/2014 Mills
 8,795,215 B2 8/2014 Rossi
 D714,525 S * 10/2014 Payne D2/828
 D716,527 S * 11/2014 Miyamoto D2/828
 8,887,315 B2 11/2014 Boynton
 8,905,956 B2 12/2014 Waeger
 8,910,317 B2 12/2014 Decker
 8,932,236 B1 1/2015 McKeon et al.
 D724,292 S * 3/2015 Amarasiriwardena D2/847
 9,009,863 B2 4/2015 Decker
 D737,543 S * 9/2015 Turner D2/717
 9,167,854 B2 10/2015 Levian
 9,168,167 B2 10/2015 Brown
 D744,199 S * 12/2015 Roscoe D2/750
 9,226,534 B2 1/2016 Puni
 9,398,972 B2* 7/2016 Yip A61F 5/026
 D762,346 S * 8/2016 Lomax D2/829
 D763,550 S * 8/2016 Martz D2/749
 9,439,459 B2 9/2016 Placanica et al.
 9,445,932 B2 9/2016 Boynton
 D769,582 S * 10/2016 McArthur D2/731
 9,456,919 B2 10/2016 Pollack
 D770,130 S * 11/2016 Lomax D2/731
 D770,137 S * 11/2016 Celestine D2/828
 D771,904 S * 11/2016 McArthur D2/717
 9,504,280 B2 11/2016 Levian
 D778,540 S * 2/2017 Farron D2/839
 D779,163 S * 2/2017 Adrovic D2/840
 D790,158 S * 6/2017 McArthur D2/731
 D790,809 S * 7/2017 Lomax D2/828
 D797,408 S * 9/2017 Martz D2/749
 9,883,703 B2 2/2018 Schultz
 9,931,236 B2 4/2018 Williamson et al.

D825,147 S * 8/2018 Lomax D2/840
 D826,518 S * 8/2018 Moore D2/840
 D836,294 S * 12/2018 Webb D2/717
 D843,690 S * 3/2019 Edmiston D2/839
 2004/0107479 A1 6/2004 Dicker et al.
 2005/0197607 A1 9/2005 Brown
 2006/0000478 A1 1/2006 Taylor
 2007/0271671 A1* 11/2007 Okajima A41D 1/04
 2/69
 2008/0134409 A1 6/2008 Karasina
 2009/0062704 A1 3/2009 Brown et al.
 2009/0249529 A1* 10/2009 Rodriguez A41D 3/00
 2/97
 2010/0192274 A1 8/2010 Karasina
 2010/0242151 A1* 9/2010 Mather A41D 27/28
 2/115
 2011/0131697 A1 6/2011 Kawahara
 2011/0203029 A1* 8/2011 Okamoto A41D 13/0002
 2/69
 2012/0047619 A1* 3/2012 Lambertz A41D 27/28
 2/69
 2012/0078149 A1 3/2012 Azimzadeh
 2012/0174282 A1 7/2012 Newton et al.
 2013/0047312 A1* 2/2013 Wilson A45F 5/02
 2/69
 2013/0047313 A1 2/2013 Windisch et al.
 2013/0053744 A1 2/2013 Convert et al.
 2013/0090521 A1 4/2013 Lau et al.
 2013/0103079 A1 4/2013 Lau et al.
 2013/0183885 A1 7/2013 Yamazaki et al.
 2014/0000004 A1* 1/2014 Baron A41B 1/00
 2/69
 2014/0058307 A1 2/2014 Marshall
 2014/0100501 A1 4/2014 Burke et al.
 2014/0221893 A1 8/2014 Modglin
 2015/0040286 A1 2/2015 Schultz et al.
 2016/0015090 A1 1/2016 Mazourik et al.
 2016/0235126 A1* 8/2016 Roscoe A41B 1/08
 2017/0143048 A1 5/2017 Bucciarelli, III
 2018/0132543 A1 5/2018 Schultz

FOREIGN PATENT DOCUMENTS

CN 201048998 4/2008
 CN 201048999 4/2008
 CN 201049000 4/2008
 CN 201049001 4/2008
 CN 201049002 4/2008
 CN 201160505 12/2008
 CN 201316333 9/2009
 EP 3315103 5/2018
 JP 3131863 5/2007
 JP 2007119994 5/2007
 JP 2008214813 9/2008
 JP 3146561 11/2008
 JP 2008279065 11/2008
 JP 2011072323 4/2011
 JP 2013112912 6/2013
 JP 2015030924 2/2015
 KR 20140005824 11/2014
 WO 9635400 11/1996

* cited by examiner

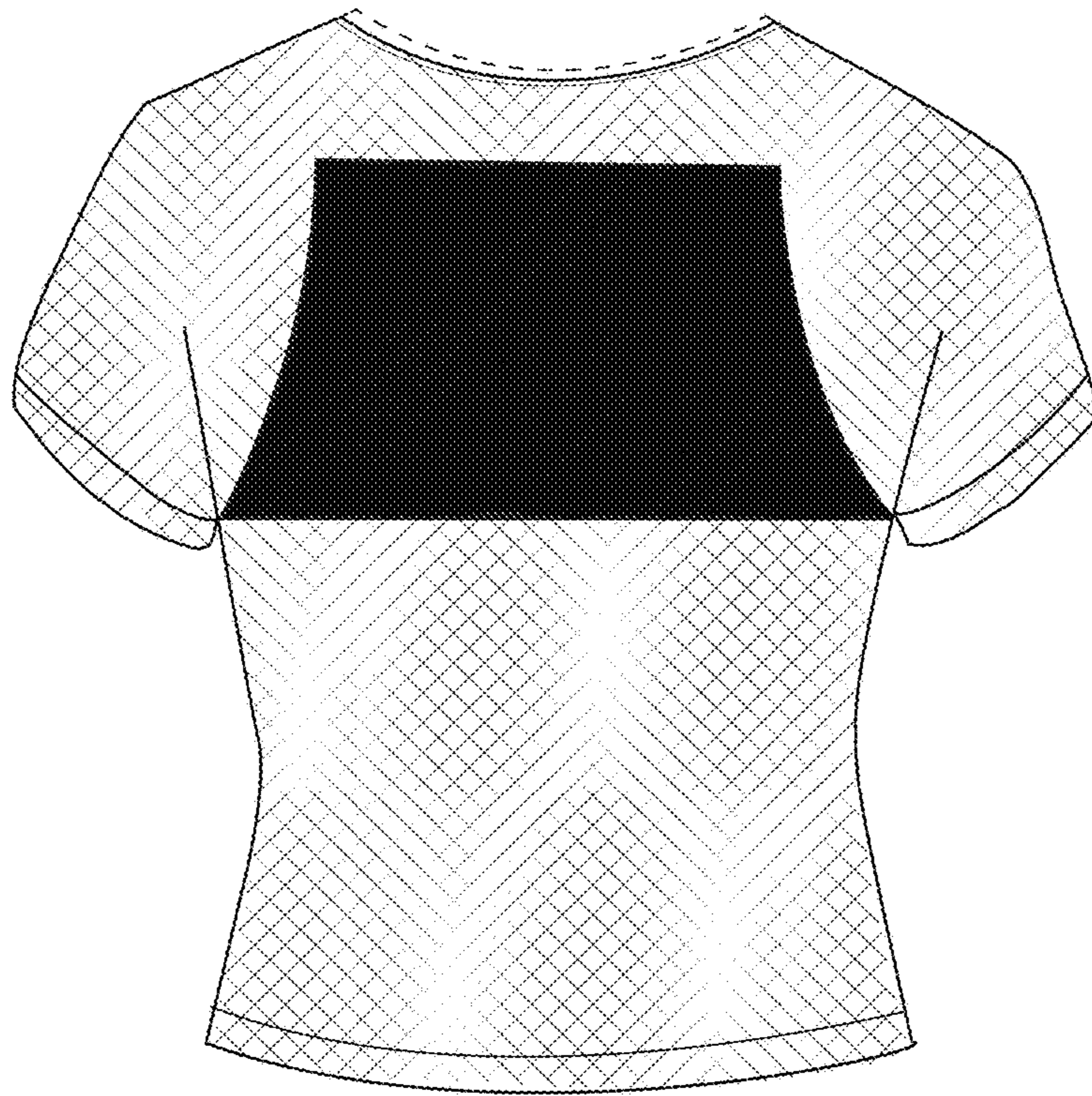


FIG. 1

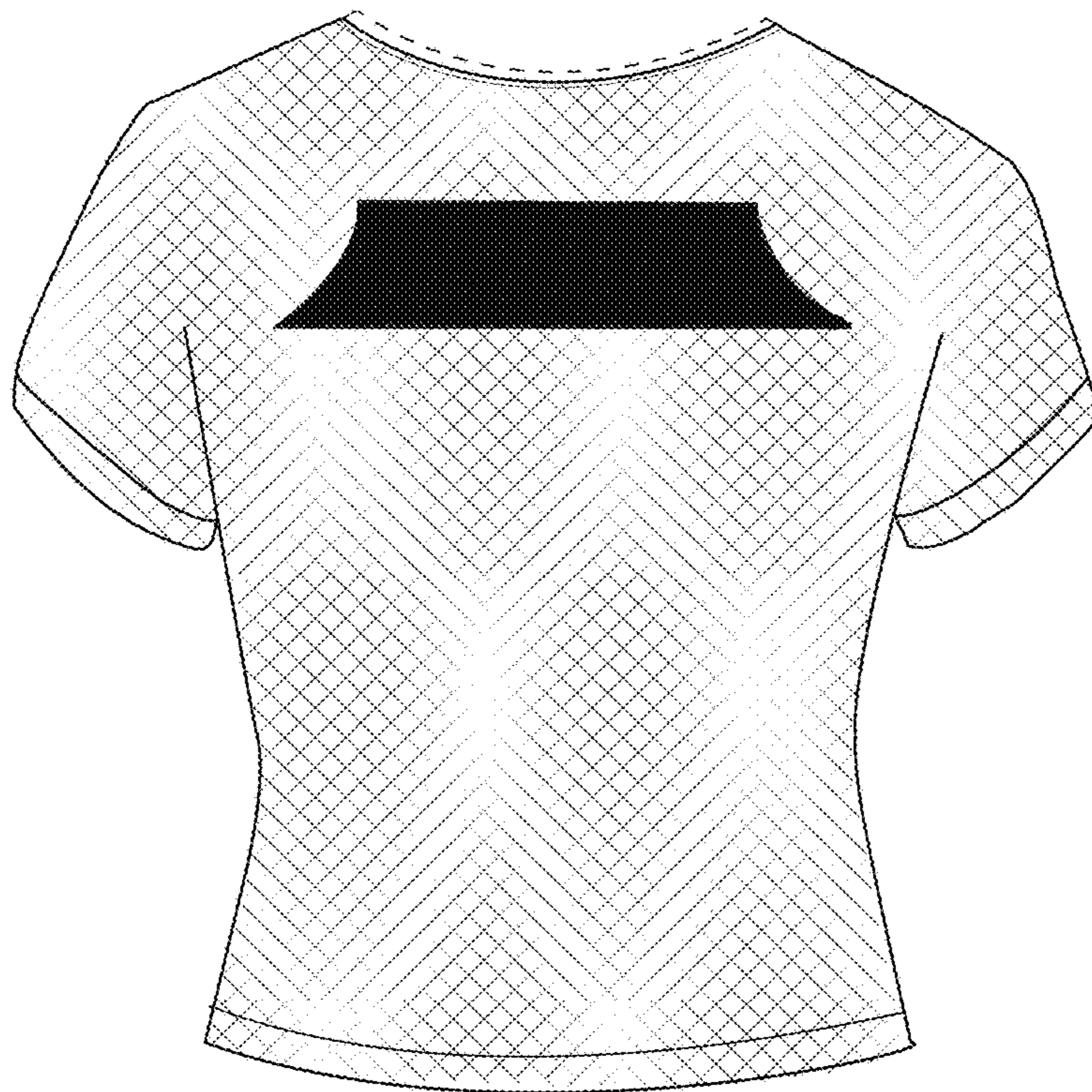


FIG. 2




FIG. 3




FIG. 4