



US00D854279S

(12) **United States Design Patent** (10) **Patent No.:** **US D854,279 S**
Wirtz (45) **Date of Patent:** **** Jul. 16, 2019**

- (54) **ELECTRONIC MAILBOX**
- (71) Applicant: **Mark Wirtz**, Overland Park, KS (US)
- (72) Inventor: **Mark Wirtz**, Overland Park, KS (US)
- (**) Term: **15 Years**
- (21) Appl. No.: **29/654,862**
- (22) Filed: **Jun. 28, 2018**

2,574,038 A	11/1951	Howard	
D195,373 S *	6/1963	Dwyer	D99/28
D200,503 S *	3/1965	Shuman	D32/37
3,401,875 A *	9/1968	Bruhns	A47G 29/1209 232/34
3,749,302 A	7/1973	White	
D258,142 S *	2/1981	Cleveland	D24/163
D279,724 S *	7/1985	Stacy	D6/671
5,000,378 A *	3/1991	Dorr	A47G 29/1209 232/17
D327,793 S *	7/1992	McGrory	232/43.2
D341,916 S *	11/1993	James	D99/29

(Continued)

Related U.S. Application Data

- (63) Continuation-in-part of application No. 15/375,413, filed on Dec. 12, 2016, now abandoned.
- (51) **LOC (11) Cl.** **99-00**
- (52) **U.S. Cl.**
USPC **D99/29**
- (58) **Field of Classification Search**
USPC D99/28, 29, 30, 31, 32, 43, 99; D3/201, D3/272, 273, 274, 275; 312/35; 232/1 R, 1 A, 1 C, 1 D, 4 R, 2, 17, 19, 232/20, 21, 22, 24, 27, 30, 31, 37, 38, 39, 232/44, 45
CPC A47G 29/1203; A47G 29/1205; A47G 29/1207; A47G 29/1209; A47G 29/121; A47G 29/1212; A47G 29/1214; A47G 29/1216; A47G 29/1218; A47G 29/122; A47G 29/1225; A47G 29/16; A47G 29/00
See application file for complete search history.

FOREIGN PATENT DOCUMENTS

GB	2353068 A	2/2001
JP	2000189311 A	7/2000
WO	9725694 A1	7/1997

Primary Examiner — Elizabeth J Oswecki
(74) *Attorney, Agent, or Firm* — Global Intellectual Property Agency, LLC; Daniel Boudwin

(57) **CLAIM**

The ornamental design for an electronic mailbox, as shown and described.

DESCRIPTION

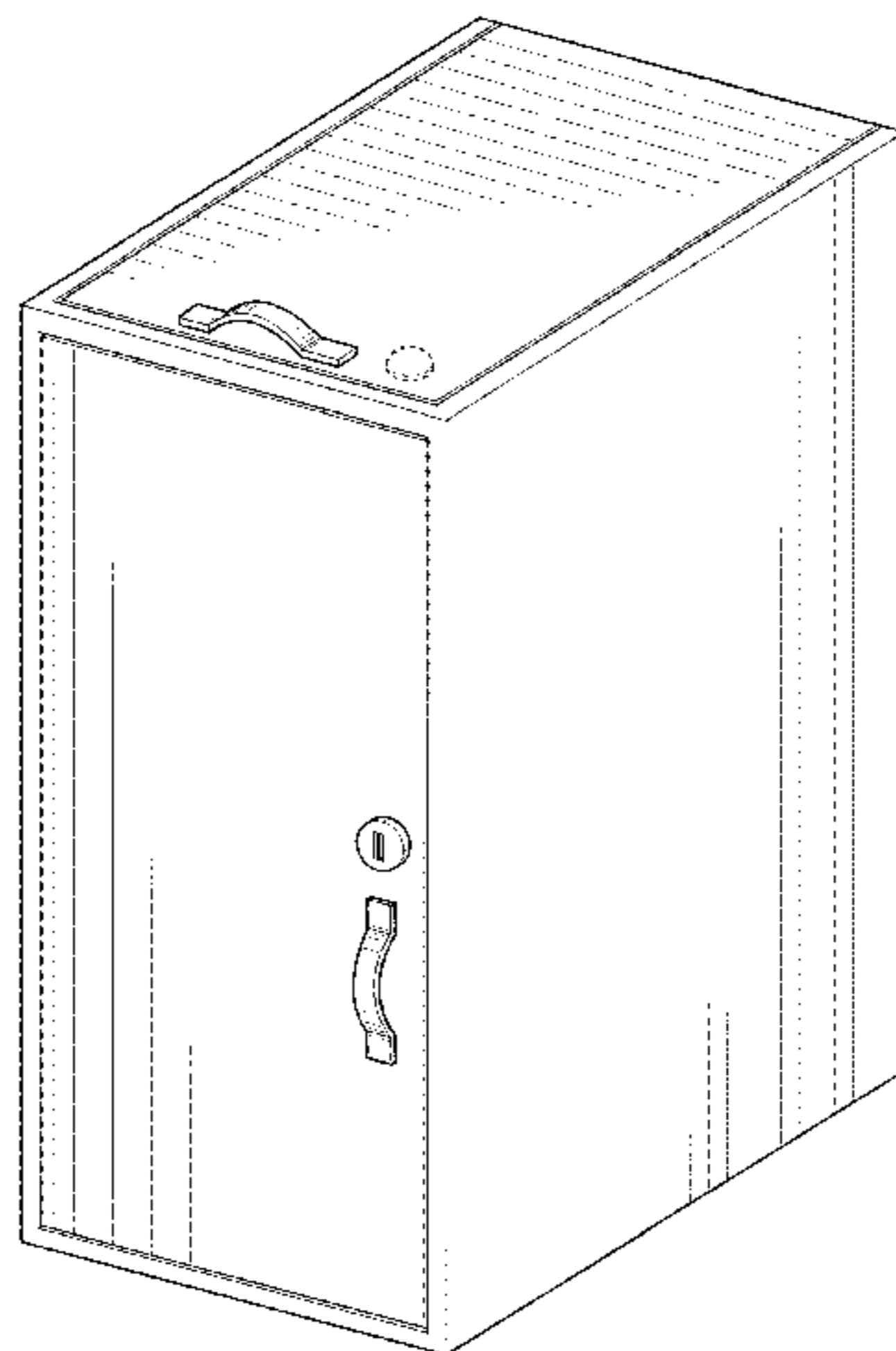
FIG. 1 is a perspective view of an electronic mailbox showing my new design;
FIG. 2 is a front view thereof;
FIG. 3 is a rear view thereof;
FIG. 4 is a right side view thereof;
FIG. 5 is a left side view thereof;
FIG. 6 is a top plan view thereof; and,
FIG. 7 is a bottom plan view thereof.
The broken lines shown in the Figures show portions of the electronic mailbox which form no part of the claimed design.

1 Claim, 5 Drawing Sheets

(56) **References Cited**

U.S. PATENT DOCUMENTS

922,181 A *	5/1909	Ohlson	A47G 29/1209 232/17
1,014,508 A *	1/1912	Ohlson	A47G 29/1209 232/17
1,451,343 A *	4/1923	Panagopolous	A47G 29/1207 232/30
1,762,477 A *	6/1930	Hughes	A47G 29/124 232/45
1,990,333 A	2/1935	Knickerbocker et al.	



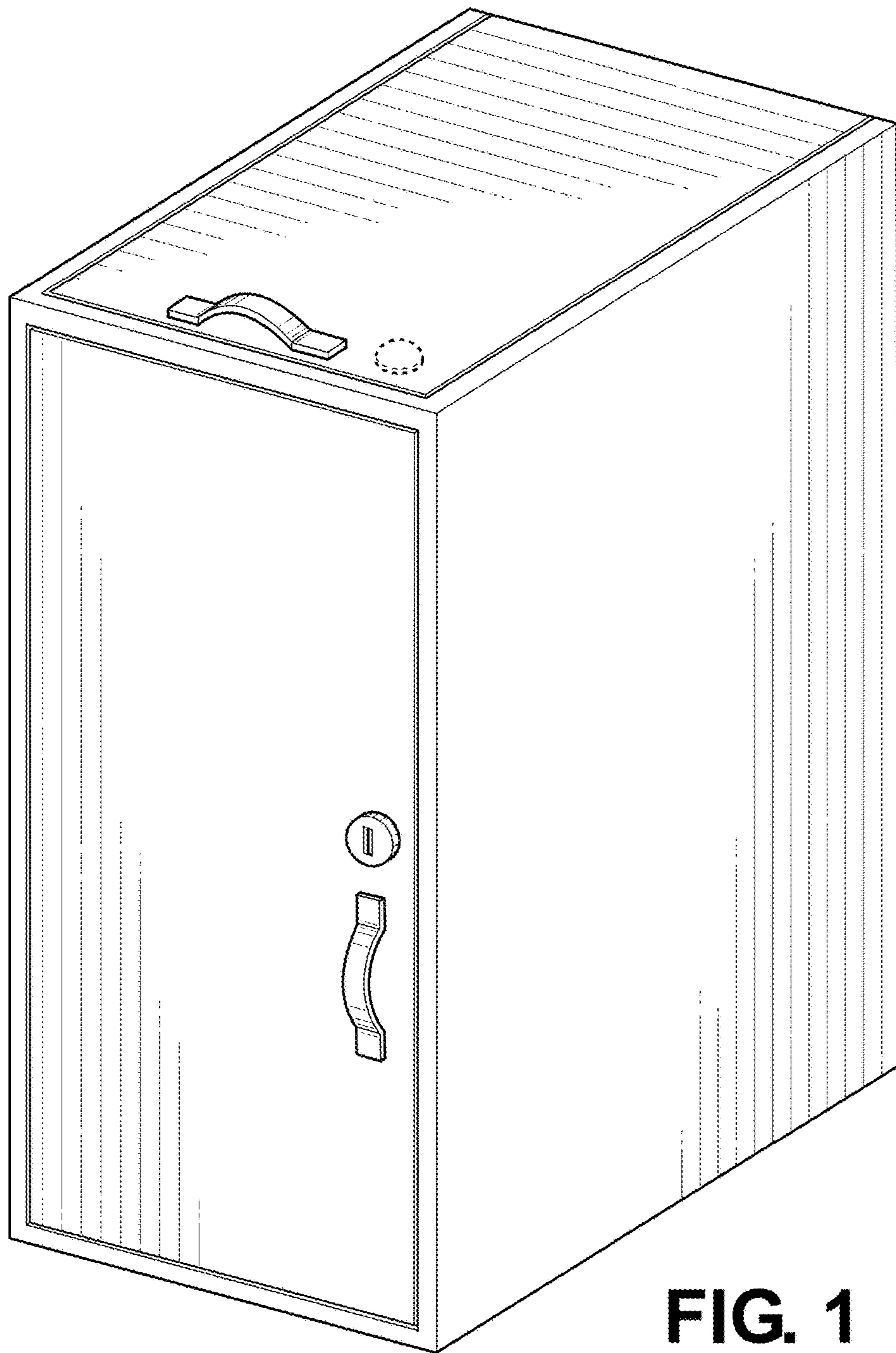


FIG. 1

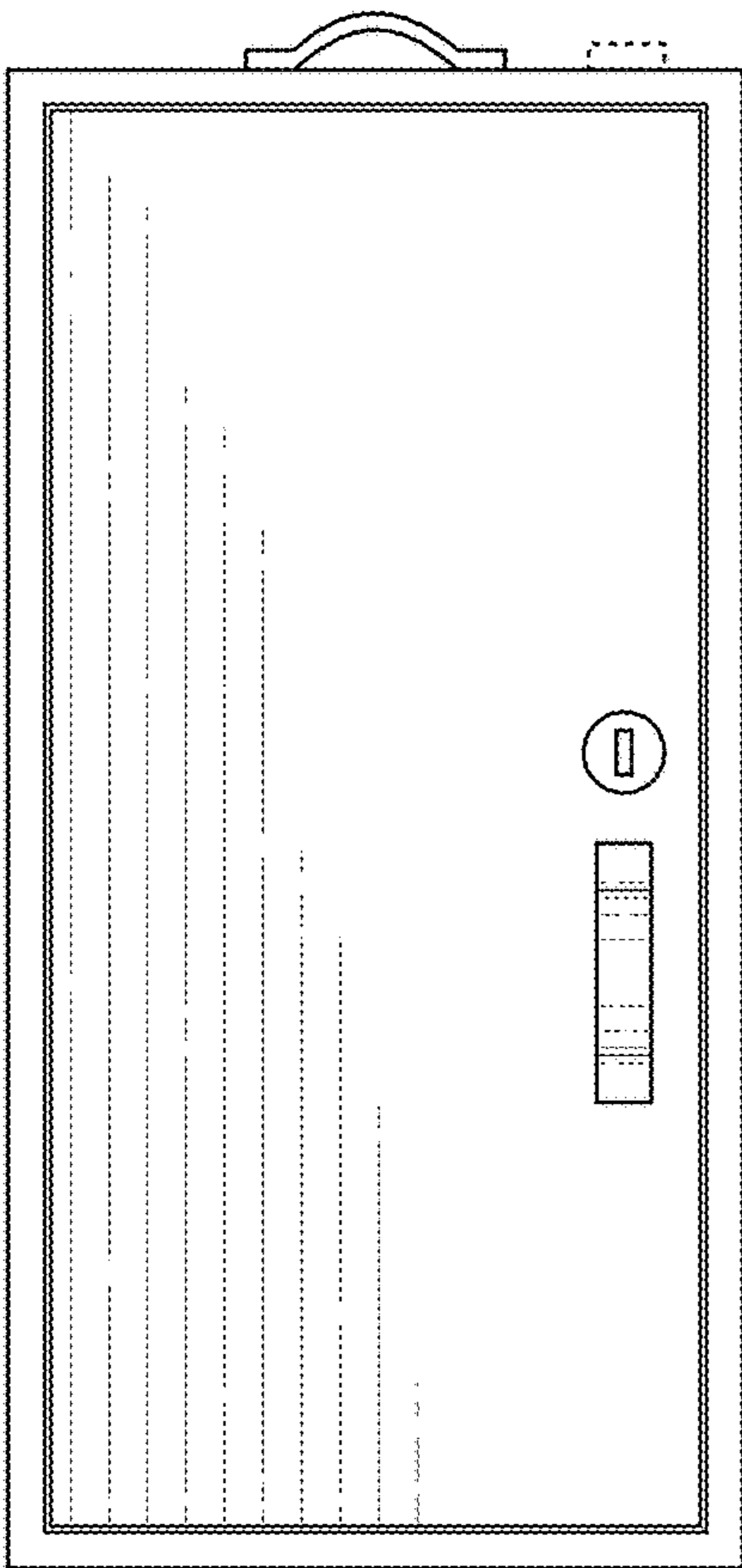


FIG. 2




FIG. 3

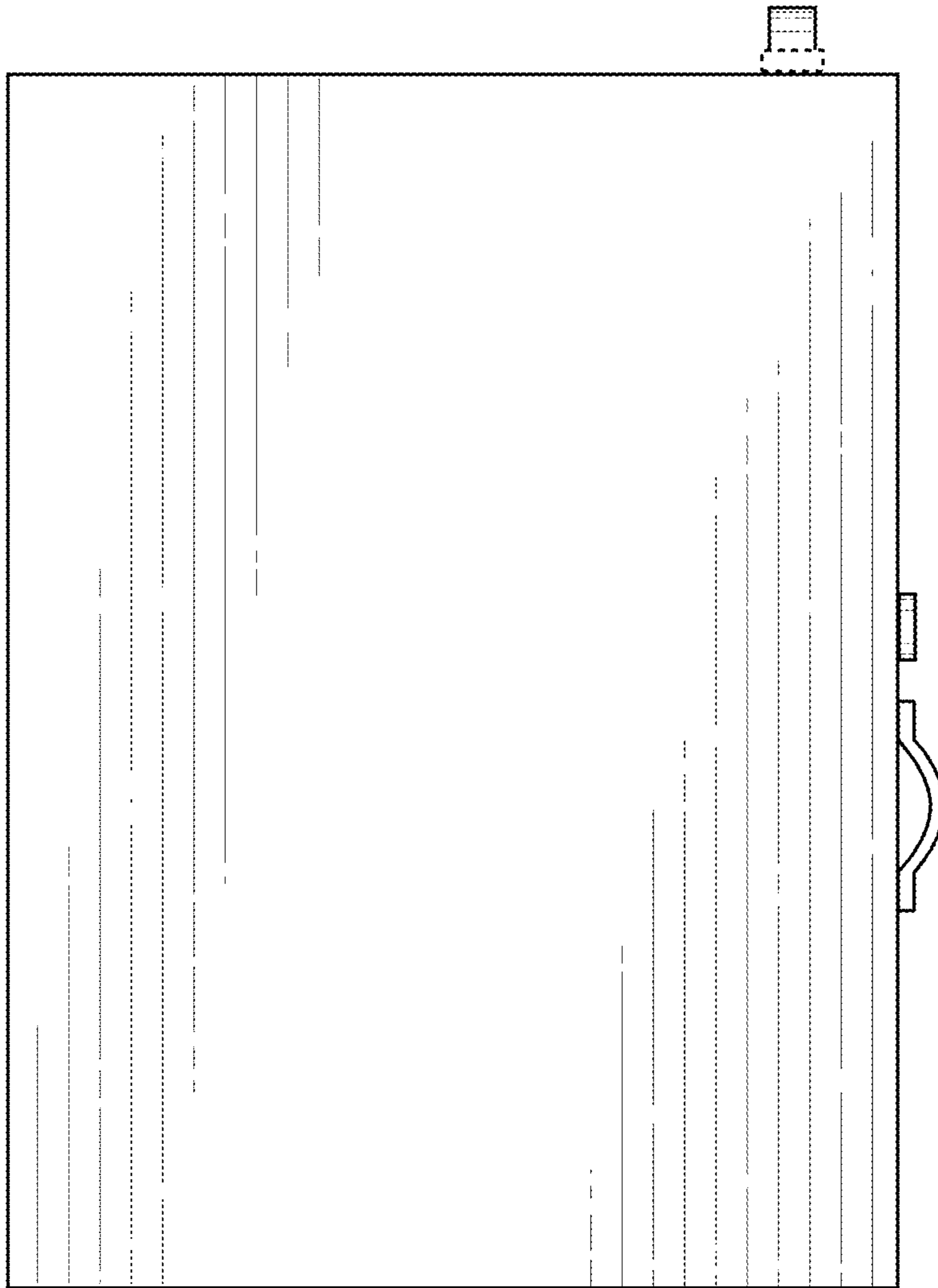


FIG. 4

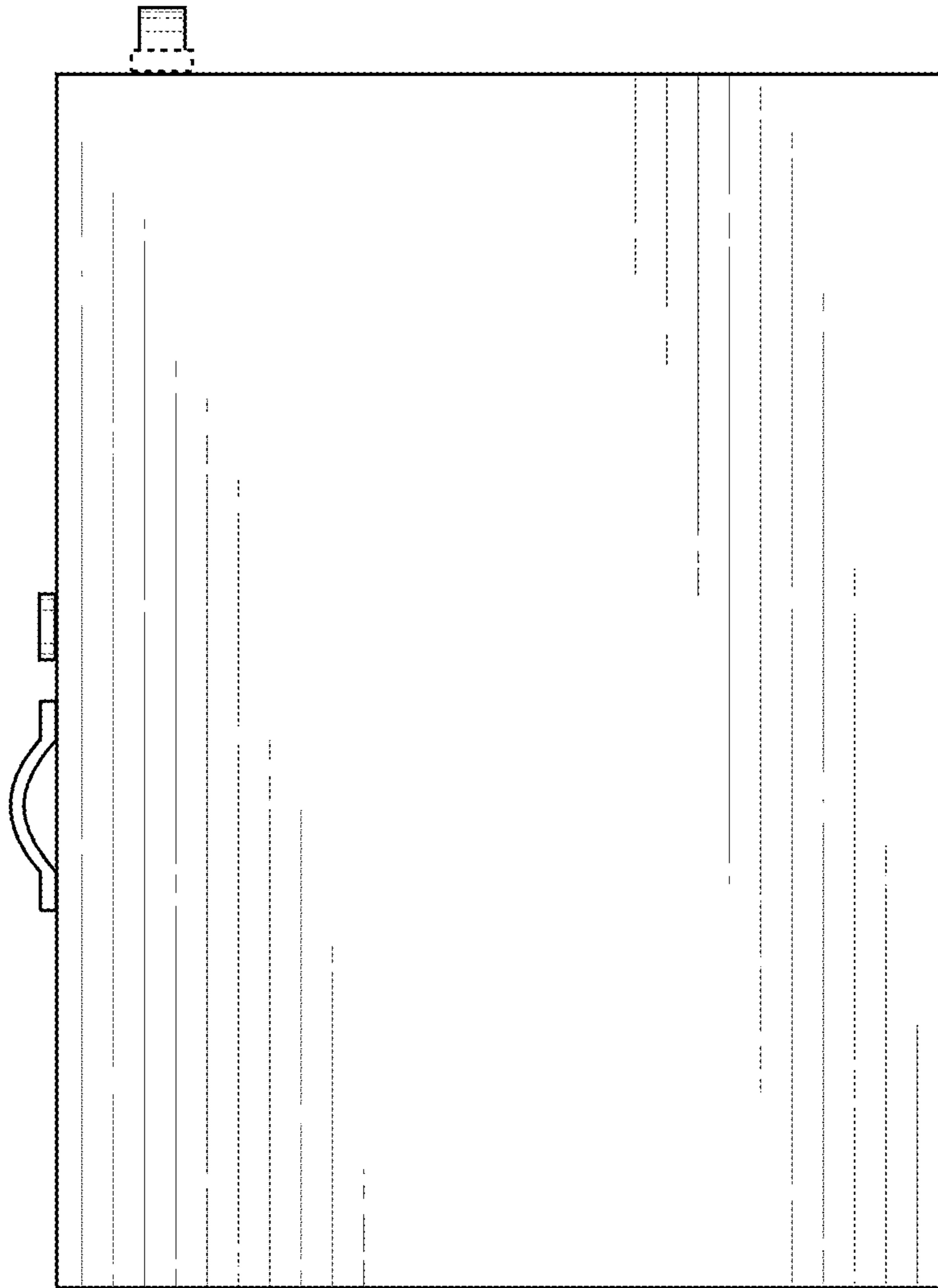


FIG. 5




FIG. 6




FIG. 7