



US00D854201S

(12) **United States Design Patent** (10) **Patent No.:** **US D854,201 S**
Waller (45) **Date of Patent:** **** Jul. 16, 2019**

(54) **CANDLE HOLDER**
(71) Applicant: **Leon H Waller**, Little Falls, NJ (US)
(72) Inventor: **Leon H Waller**, Little Falls, NJ (US)
(**) Term: **15 Years**
(21) Appl. No.: **29/534,256**
(22) Filed: **Jul. 27, 2015**
(51) **LOC (11) Cl.** **26-04**
(52) **U.S. Cl.**
USPC **D26/14**
(58) **Field of Classification Search**
USPC D26/7, 9, 10, 12, 13, 14, 16, 20, 21, 22;
D1/104, 122, 129; D99/25, 99
CPC F21Y 2113/20; A47G 33/02; A47G 33/00;
Y10S 362/806; F21V 35/00; F21V 33/00;
F23D 3/16; C11C 5/008
See application file for complete search history.

(56) **References Cited**

U.S. PATENT DOCUMENTS

D180,835 S * 8/1957 Le Vene D11/125
D364,934 S * 12/1995 Baraka D26/13
6,053,622 A * 4/2000 Horowitz A47G 33/00
362/234
D425,685 S * 5/2000 Kitslaar D1/122
6,491,516 B1 * 12/2002 Tal A47G 33/00
273/147
D525,009 S * 7/2006 McKenney D99/17
D587,824 S * 3/2009 Ballarini D26/13
D715,513 S * 10/2014 Shelton D99/25
D745,329 S * 12/2015 Ong D7/586

2010/0261124 A1* 10/2010 Neumeier F23D 3/16
431/2

* cited by examiner

Primary Examiner — Ian Simmons
Assistant Examiner — Keith Frank
(74) *Attorney, Agent, or Firm* — Henry I. Schanzer



(57) **CLAIM**

I claim the ornamental design for a candle holder, as shown and described.

DESCRIPTION

FIG. 1 is a perspective view of a first embodiment of a candle holder according to my new design; FIG. 2 is a front elevation view thereof; FIG. 3 is a rear elevation view thereof; FIG. 4 is a right side elevation view thereof; FIG. 5 is a left side elevation view thereof; FIG. 6 is a top plan view thereof; FIG. 7 is a bottom plan view thereof; FIG. 8 is a perspective view of a second embodiment of a candle holder according to my new design; FIG. 9 is a front elevation view thereof; FIG. 10 is a rear elevation view thereof; FIG. 11 is a right side elevation view thereof; FIG. 12 is a left side elevation view thereof; FIG. 13 is a top plan view thereof; and, FIG. 14 is a bottom plan view thereof. The part of the photographs shown in a coarse dot pattern, along with the broken-line perimeter illustrates portions of the candle holder that forms no part of the claimed design.

1 Claim, 14 Drawing Sheets



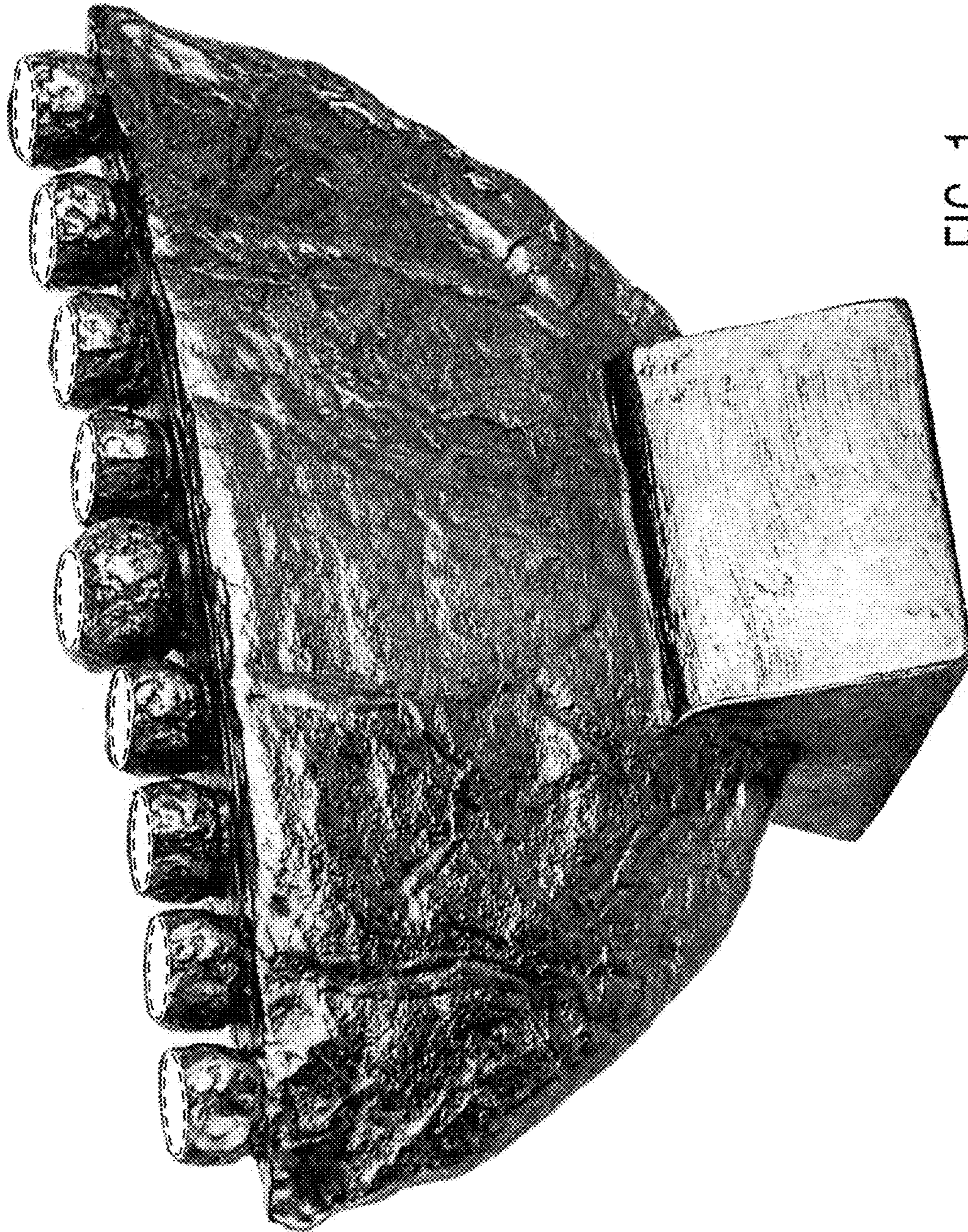


FIG. 1




FIG. 2




FIG. 3

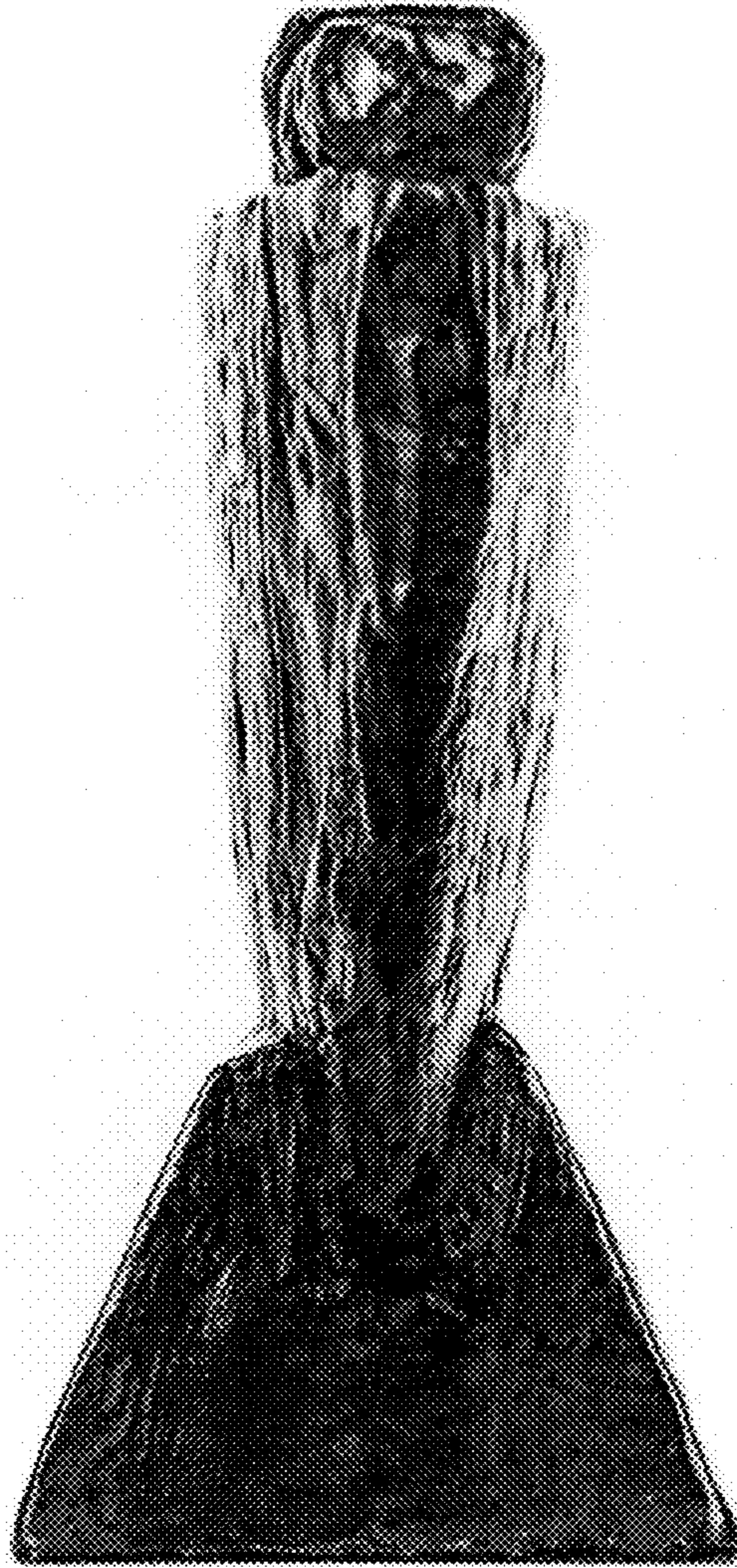


FIG. 4




FIG. 5




FIG. 6




FIG. 7




FIG. 8




FIG. 9




FIG. 10

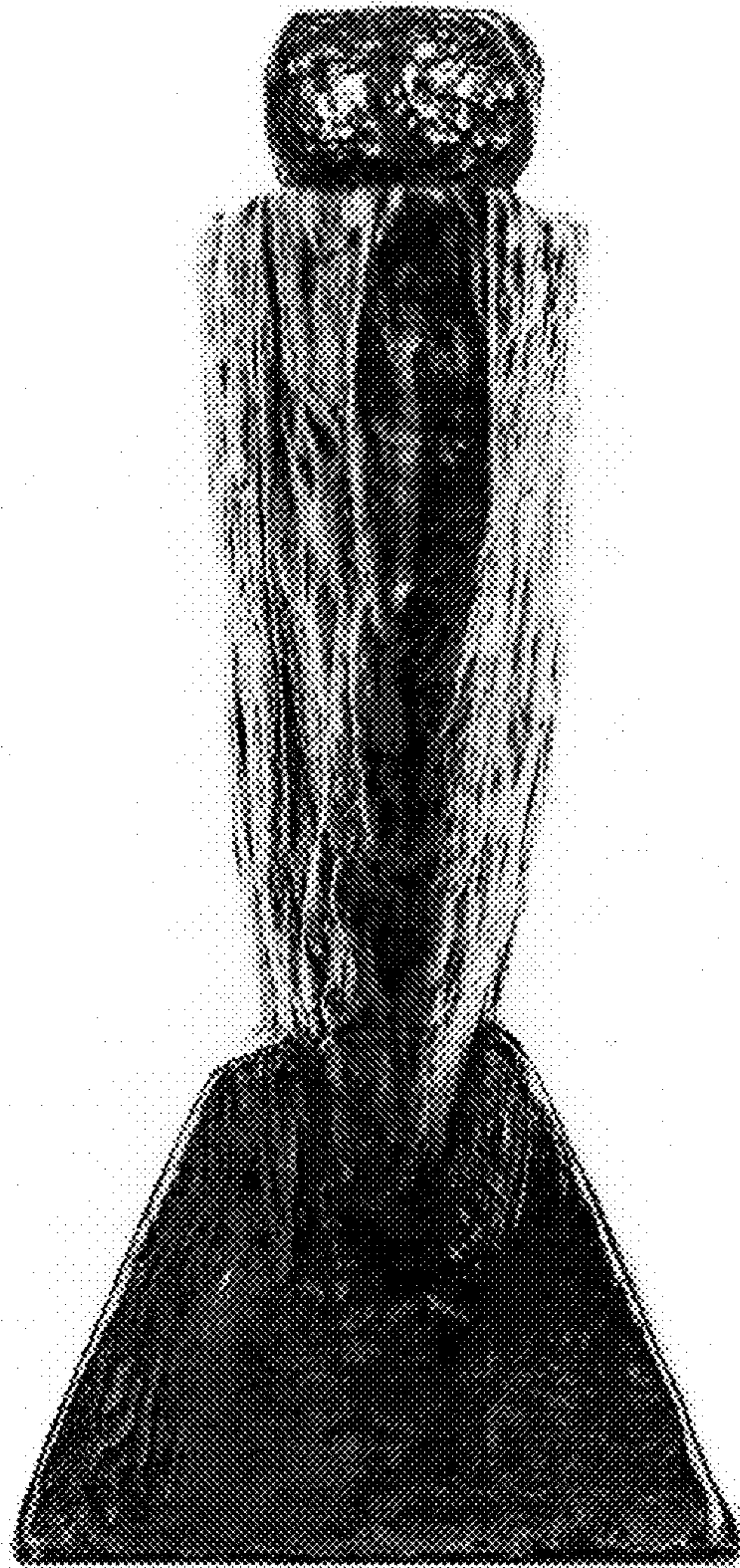


FIG. 11




FIG. 12




FIG. 13




FIG. 14