



US00D854172S

(12) **United States Design Patent** (10) **Patent No.:** **US D854,172 S**
Park (45) **Date of Patent:** **** Jul. 16, 2019**

(54) **CAST**
(71) Applicant: **WOORI MATERIAL INC., Daejeon (KR)**
(72) Inventor: **Jong Chil Park, Daejeon (KR)**
(73) Assignee: **WOORI MATERIAL INC., Daejeon (KR)**
(**) Term: **15 Years**
(21) Appl. No.: **29/589,490**
(22) Filed: **Dec. 31, 2016**
(51) **LOC (11) Cl.** **24-02**
(52) **U.S. Cl.**
USPC **D24/190**
(58) **Field of Classification Search**
USPC ... D24/189, 190, 191, 192, 110.6, 144, 152, D24/170, 181, 182, 155; D25/38.1, 39, D25/45; D13/150, 153, 182; D8/356, D8/354, 363; 602/6, 14, 5, 1, 47, 59; D21/305, 330, 340, 403, 453, 482; D17/3, 22, 23, 24, 99; D5/1, 2, 3; D32/50-52; D2/951, 953, 957, 959, 960
CPC A61F 2240/001; A61F 2250/0014; A61F 2250/0037; A61F 13/04; A61L 15/07; B29C 33/3857; B29C 33/40; B29C 39/42
See application file for complete search history.

6,116,981 A * 9/2000 Zheng A63H 33/065
446/106
6,250,951 B1 * 6/2001 Milner H01R 13/6463
174/27
6,343,991 B1 * 2/2002 Armstrong A63F 13/06
463/37
D466,988 S * 12/2002 Marshall D23/252
D484,386 S * 12/2003 Thomas D8/310
D494,253 S * 8/2004 Citterio D23/245
D573,714 S * 7/2008 Bybee D24/190
D632,012 S * 2/2011 Limongi D28/7
D646,050 S * 10/2011 Norton D2/957
D682,357 S * 5/2013 Scollin D20/23
D682,358 S * 5/2013 Scollin D20/23
D774,380 S * 12/2016 Apter D8/349
(Continued)

(56) **References Cited**
U.S. PATENT DOCUMENTS
D86,672 S * 4/1932 Ferguson D23/253
D87,511 S * 8/1932 Duncan D23/253
4,693,767 A * 9/1987 Grzanna H02G 15/013
156/49
4,865,727 A * 9/1989 Krauss B01D 35/30
210/167.02
6,099,345 A * 8/2000 Milner H01R 13/6463
174/27

OTHER PUBLICATIONS

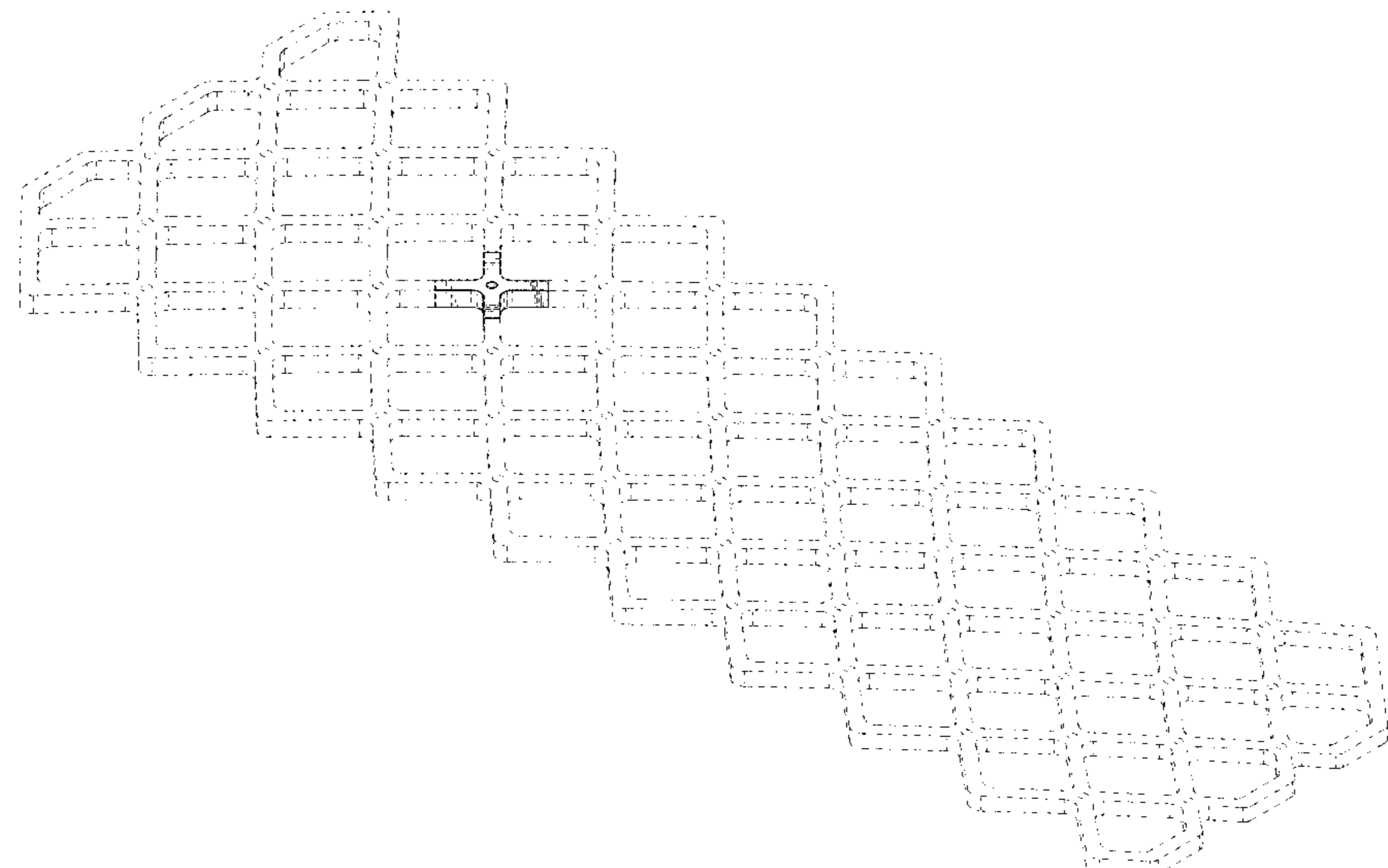
“Lego Blade Propeller With Rotor Holder” <http://ronsrescuedtreasures.com/Lego-3461-Yellow-4-Blade-Propeller-With-Rotor-Holder-722-1469-1608-1914-Technic-P2620119.aspx>.
Primary Examiner — Cathron C Brooks
Assistant Examiner — Samantha Q Lawrence
(74) *Attorney, Agent, or Firm* — Maschoff Brennan

(57) **CLAIM**
The ornamental design for a ‘cast’, as shown and described.

DESCRIPTION

FIG. 1 is a perspective view of a cast showing a new design;
FIG. 2 is a front view thereof;
FIG. 3 is a back view thereof;
FIG. 4 is a top view thereof;
FIG. 5 is a bottom view thereof;
FIG. 6 is a left view thereof;
FIG. 7 is a right view thereof; and,
FIG. 8 is an enlarged perspective view of thereof.
The broken lines shown in FIGS. 1-8 illustrate portions of the cast that form no part of the claimed design.

1 Claim, 8 Drawing Sheets



(56)

References Cited

U.S. PATENT DOCUMENTS

D787,690 S * 5/2017 Mackay D24/189
D816,805 S * 5/2018 Soulier D23/253
D827,098 S * 8/2018 Soulier D23/253
2008/0249632 A1* 10/2008 Stone A61F 2/28
623/23.5
2014/0172077 A1* 6/2014 Bruchman A61F 2/2415
623/2.17
2014/0245592 A1* 9/2014 Burkhardt G09F 7/20
29/525.11
2015/0342763 A1* 12/2015 Hsiao A61L 31/022
623/1.16
2017/0189210 A1* 7/2017 Kim A61F 2/88
2017/0360585 A1* 12/2017 White A61F 2/2418

* cited by examiner

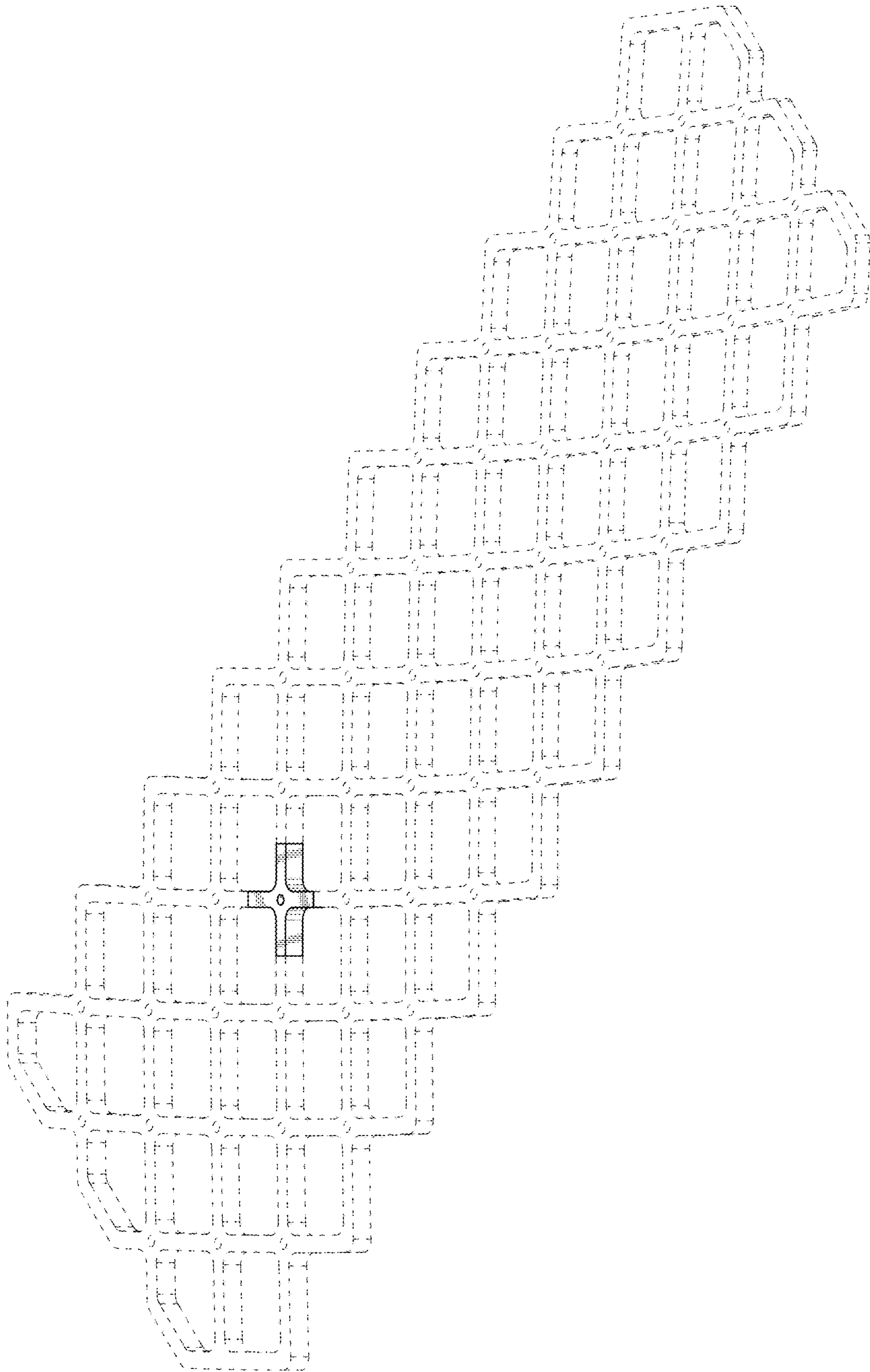


FIG. 1

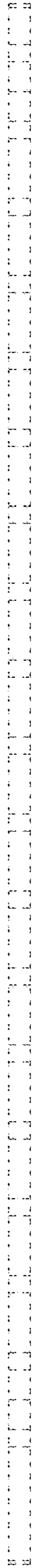


FIG. 2

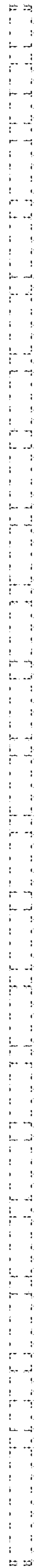


FIG. 3




FIG. 4




FIG. 5

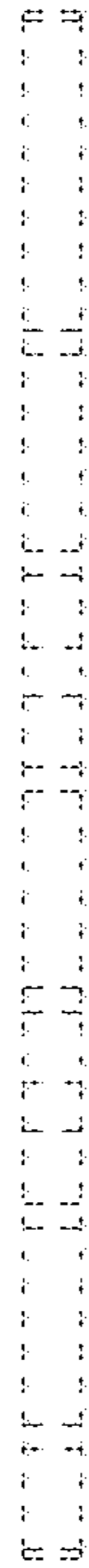


FIG. 6

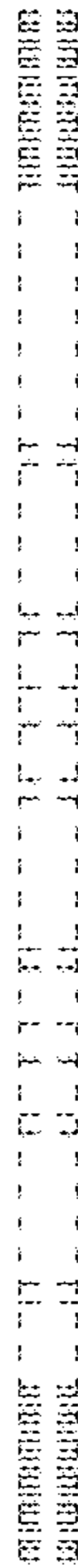


FIG. 7

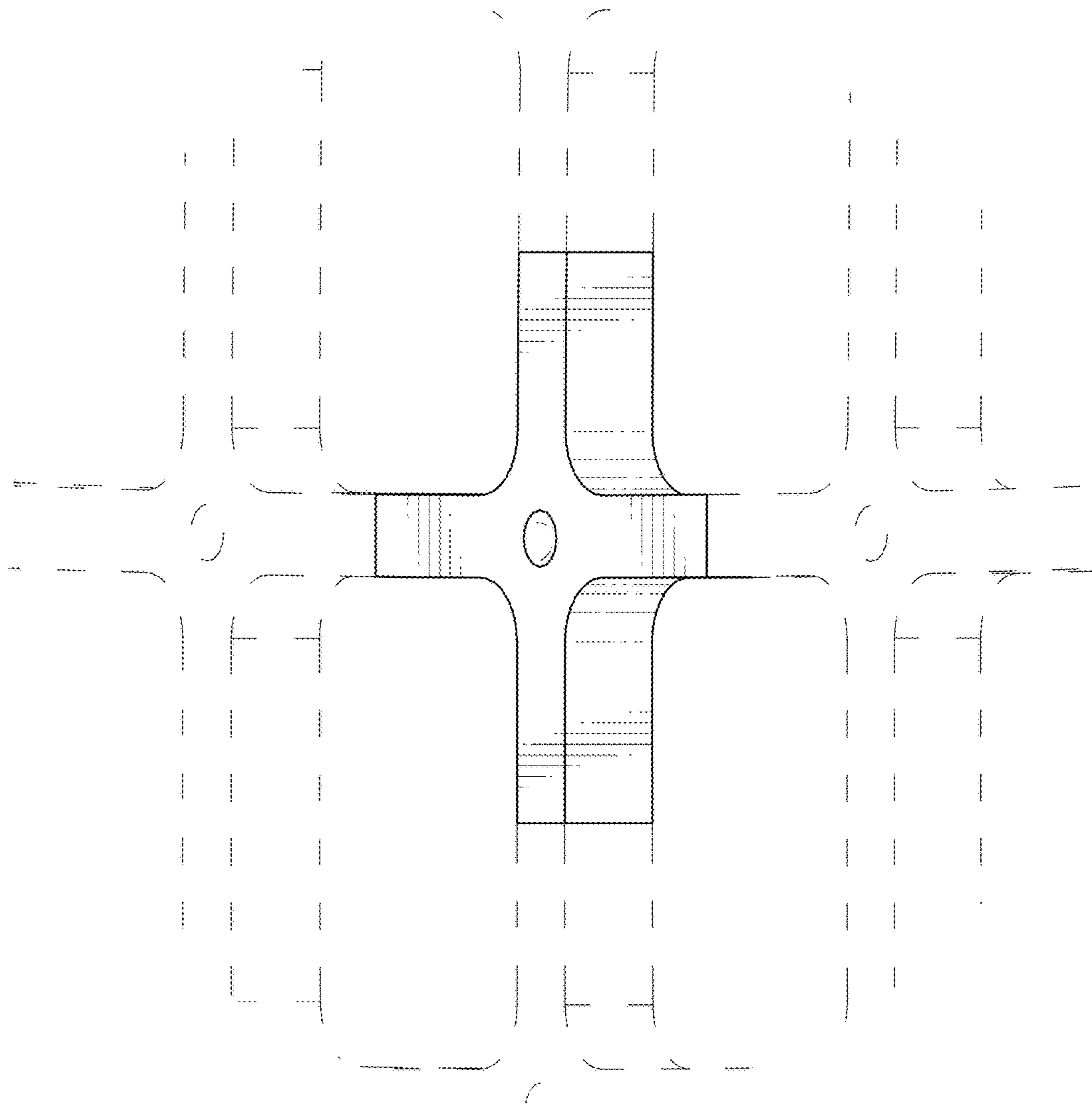


FIG. 8