



US00D854171S

(12) **United States Design Patent** (10) **Patent No.:** **US D854,171 S**
Quintero (45) **Date of Patent:** **** Jul. 16, 2019**

(54) **RELEASE PAPER FOR WOUND TREATMENT DEVICES**

3,983,878 A 10/1976 Kawchitch
3,995,641 A 12/1976 Kronenthal et al.
4,080,348 A 3/1978 Korpman
4,126,130 A * 11/1978 Cowden A61F 13/0203
602/22

(71) Applicant: **Ethicon LLC**, Guaynabo, PR (US)

(72) Inventor: **Julian A. Quintero**, Flemington, NJ (US)

4,140,115 A 2/1979 Schonfeld
4,263,906 A 4/1981 Finley
(Continued)

(73) Assignee: **Ethicon LLC**, Guynabo, PR (US)

FOREIGN PATENT DOCUMENTS

(**) Term: **15 Years**

CA 2262408 8/2000
CN 203234898 10/2013

(21) Appl. No.: **29/648,487**

(Continued)

(22) Filed: **May 22, 2018**

OTHER PUBLICATIONS

Related U.S. Application Data

3M™ Steri-Strip Adhesive Closures Product Catalog Brochure, (2011) 4 pages.

(62) Division of application No. 29/503,320, filed on Sep. 25, 2014, now Pat. No. Des. 824,525.

(Continued)

(51) **LOC (11) Cl.** **24-04**

Primary Examiner — Michelle E. Wilson

(52) **U.S. Cl.**

USPC **D24/189**

(58) **Field of Classification Search**

USPC D24/188–189, 200, 206, 209, 210,
D24/185–187, 214, 215, 133
CPC A61F 13/0259; A61F 13/0253; A61F
13/0289; A61F 13/00085

(57) **CLAIM**

I claim the ornamental design for a release paper for wound treatment devices, as shown and described.

See application file for complete search history.

DESCRIPTION

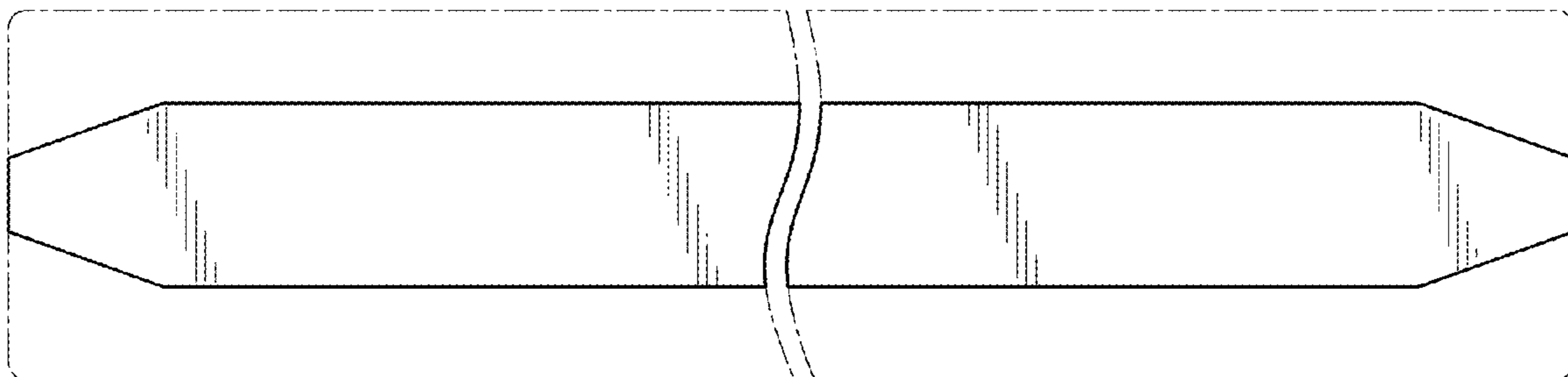
(56) **References Cited**

U.S. PATENT DOCUMENTS

167,162 A * 8/1875 French A61N 1/05
607/115
2,721,858 A 10/1955 Joyner et al.
2,905,174 A * 9/1959 Smith A61F 13/0203
602/42
3,254,111 A 5/1966 Hawkins et al.
3,731,683 A 5/1973 Zaffaroni
3,888,247 A * 6/1975 Stenvall A61F 13/0203
602/52
3,940,362 A 2/1976 Overhults

FIG. 1 is an underside plan view of an ornamental release paper for wound treatment devices in accordance with the present invention showing our new design;
FIG. 2 is a top plan view thereof;
FIG. 3 is a front elevation thereof;
FIG. 4 is a rear elevation thereof;
FIG. 5 is a left side elevation thereof; and,
FIG. 6 is a right side elevation thereof.
The broken lines showing the environment in the drawings is for illustrative purposes only and forms no part of the claimed design.

1 Claim, 1 Drawing Sheet



(56)

References Cited

U.S. PATENT DOCUMENTS

4,313,865 A	2/1982	Teramoto et al.	5,928,611 A	7/1999	Leung
4,340,043 A	7/1982	Seymour	5,931,800 A	8/1999	Rasmussen et al.
4,364,876 A	12/1982	Kimura et al.	5,947,917 A	9/1999	Cart��t et al.
4,390,519 A *	6/1983	Sawyer A61L 15/325 128/DIG. 8	5,998,694 A	12/1999	Jensen et al.
4,460,369 A	7/1984	Seymour	D424,699 S	5/2000	Allen
4,560,723 A	12/1985	Millet et al.	6,093,465 A	7/2000	Gilchrist et al.
4,584,355 A	4/1986	Blizzard et al.	6,140,548 A	10/2000	Hansen et al.
4,585,836 A	4/1986	Homan et al.	6,143,352 A	11/2000	Clark et al.
4,591,622 A	5/1986	Blizzard et al.	6,155,265 A	12/2000	Hammerslag
4,612,230 A	9/1986	Liland et al.	6,183,593 B1	2/2001	Narang et al.
4,614,183 A	9/1986	McCracken et al.	6,217,603 B1	4/2001	Clark et al.
4,630,603 A	12/1986	Greenway	6,238,692 B1	5/2001	Smith
4,655,767 A	4/1987	Woodard et al.	6,245,960 B1	6/2001	Eaton
4,671,266 A	6/1987	Lengyel et al.	6,284,941 B1 *	9/2001	Cox A61K 9/7084 602/41
4,720,513 A	1/1988	Kameyama et al.	6,310,166 B1	10/2001	Hickey et al.
4,733,659 A	3/1988	Edenbaum et al.	6,329,564 B1	12/2001	Lebner
4,767,401 A *	8/1988	Seiderman A61F 13/00063 602/2	6,352,704 B1	3/2002	Nicholson et al.
4,793,887 A	12/1988	Card et al.	6,410,818 B1	6/2002	Oyaski
4,793,888 A	12/1988	Card et al.	6,439,789 B1	8/2002	Balance et al.
4,795,435 A	1/1989	Steer et al.	D463,564 S *	9/2002	Siegwart D24/189
4,852,571 A *	8/1989	Gadsby A61B 5/04087 600/396	6,455,064 B1	9/2002	Narang et al.
4,872,450 A	10/1989	Austad	6,479,725 B1	11/2002	Brothers
4,950,282 A	8/1990	Beisang et al.	6,482,431 B2	11/2002	Smith
4,966,605 A	10/1990	Thieler	6,512,023 B1	1/2003	Malofsky et al.
4,999,235 A	3/1991	Lunn et al.	D472,319 S	3/2003	Oltmann
5,035,687 A	7/1991	Sandbank	6,559,350 B1	5/2003	Tetreault et al.
5,059,424 A	10/1991	Cartmell et al.	6,579,469 B1	6/2003	Nicholson et al.
5,086,763 A	2/1992	Hathman	6,582,713 B2	6/2003	Newell et al.
5,088,483 A	2/1992	Heinecke	6,589,269 B2	7/2003	Zhu et al.
5,106,362 A	4/1992	Gilman	6,595,940 B1	7/2003	D'Alessio et al.
5,125,907 A	6/1992	Philpott	6,596,917 B2	7/2003	Oyaski
5,164,444 A	11/1992	Bernard	6,620,846 B1	9/2003	Jonn et al.
5,173,302 A	12/1992	Holmblad et al.	6,632,450 B1	10/2003	Gregory
5,232,958 A	8/1993	Mallya et al.	6,635,272 B2	10/2003	Leaderman
5,254,132 A	10/1993	Barley et al.	6,652,559 B1	11/2003	Tetreault et al.
5,259,835 A	11/1993	Clark et al.	6,667,051 B1	12/2003	Gregory
5,266,371 A	11/1993	Sugii et al.	6,787,682 B2	9/2004	Gilman
5,308,313 A	5/1994	Karami et al.	6,942,683 B2	9/2005	Dunshee
5,328,687 A	7/1994	Leung et al.	D520,639 S *	5/2006	Dodd D24/189
5,336,209 A	8/1994	Porzilli	7,044,982 B2	5/2006	Milbocker
5,415,626 A	5/1995	Goodman et al.	7,066,934 B2	6/2006	Kirsch
5,445,597 A	8/1995	Clark et al.	7,122,712 B2	10/2006	Lutri et al.
5,449,340 A	9/1995	Tollini	D548,348 S	8/2007	Nash
D363,126 S *	10/1995	Dusek D24/189	7,252,837 B2	8/2007	Guo et al.
5,456,660 A	10/1995	Reich et al.	D562,461 S *	2/2008	Nash D24/189
5,476,440 A	12/1995	Edenbaum	7,371,400 B2	5/2008	Borenstein et al.
5,486,547 A	1/1996	Matsuda et al.	D574,962 S	8/2008	Atkins et al.
5,571,079 A	11/1996	Bello et al.	D580,553 S *	11/2008	Nash D24/189
5,575,997 A	11/1996	Leung et al.	7,457,667 B2 *	11/2008	Skiba A61N 1/303 600/372
5,582,834 A	12/1996	Leung et al.	D582,561 S *	12/2008	Sachi D24/189
5,599,858 A	2/1997	Buchanan et al.	D584,415 S *	1/2009	Sachi D24/189
5,620,702 A	4/1997	Podell et al.	7,576,257 B2	8/2009	LaGreca, Sr.
5,623,011 A	4/1997	Bernard	D611,156 S *	3/2010	Dunshee D24/189
5,624,669 A	4/1997	Leung et al.	D618,810 S *	6/2010	Tanigawa D24/189
D382,343 S	8/1997	Wandell et al.	7,981,136 B2	7/2011	Weiser
5,653,769 A	8/1997	Barley, Jr. et al.	7,982,087 B2	7/2011	Greener et al.
D383,211 S *	9/1997	Dunshee D24/189	D646,789 S	10/2011	Barth
5,662,599 A	9/1997	Reich et al.	8,343,606 B2	1/2013	Marchitto et al.
D387,169 S *	12/1997	Dunshee D24/189	8,353,966 B2	1/2013	Day et al.
D389,244 S *	1/1998	Dunshee D24/189	D679,098 S	4/2013	Ogawa
5,705,551 A	1/1998	Sasaki et al.	D679,402 S	4/2013	Conrad-Vlasak et al.
D391,639 S *	3/1998	Dunshee D24/189	D679,403 S	4/2013	Heinecke et al.
5,749,895 A	5/1998	Sawyer et al.	D679,819 S	4/2013	Peron
5,762,955 A	6/1998	Smith	D679,820 S	4/2013	Peron
5,780,048 A	7/1998	Lee	8,528,730 B2	9/2013	Grossman
5,782,788 A *	7/1998	Widemire A61F 13/0213 602/43	D691,730 S	10/2013	Smith et al.
5,823,983 A	10/1998	Rosofsky et al.	D692,566 S *	10/2013	Adoni D24/189
5,823,986 A	10/1998	Peterson	D693,010 S	11/2013	Mosa et al.
D402,371 S *	12/1998	Haynes D24/189	D694,892 S	12/2013	Chan et al.
5,876,745 A	3/1999	Muraoka et al.	8,603,053 B2	12/2013	Riesinger
5,902,443 A	5/1999	Kanakubo et al.	D697,216 S	1/2014	Chan et al.
			8,642,831 B2	2/2014	Larsen et al.
			8,663,171 B2	3/2014	Tambourgi et al.
			D707,829 S *	6/2014	Chan D24/189
			D708,751 S *	7/2014	Chan D24/189
			8,777,986 B2	7/2014	Straehnz et al.
			D712,045 S	8/2014	Thornton

(56)

References Cited

U.S. PATENT DOCUMENTS

D713,967 S * 9/2014 Adoni D24/189
 8,884,094 B2 11/2014 Lockwood et al.
 9,000,251 B2 4/2015 Murphy et al.
 D728,803 S * 5/2015 Sinda D24/189
 D745,688 S 12/2015 Chan et al.
 D745,689 S 12/2015 Chan et al.
 D746,479 S 12/2015 Arefieg
 D750,789 S 3/2016 Mackay et al.
 D757,950 S 5/2016 Karlsson et al.
 9,381,284 B2 7/2016 Cornet et al.
 9,492,171 B2 11/2016 Patenaude
 2001/0028943 A1 10/2001 Mashiko et al.
 2001/0037077 A1 * 11/2001 Wiemken A61F 13/0203
 602/41
 2002/0019652 A1 2/2002 DaSilva et al.
 2002/0185396 A1 12/2002 Mainwaring et al.
 2002/0193721 A1 12/2002 VanDruff
 2003/0031499 A1 2/2003 Heard et al.
 2003/0093024 A1 5/2003 Falleiros et al.
 2003/0109819 A1 6/2003 Tsuruda et al.
 2003/0125654 A1 7/2003 Malik
 2003/0225355 A1 12/2003 Butler
 2004/0001879 A1 1/2004 Guo et al.
 2004/0120849 A1 6/2004 Stewart et al.
 2004/0142041 A1 7/2004 MacDonald et al.
 2004/0162512 A1 8/2004 Liedtke et al.
 2004/0220505 A1 11/2004 Worthley
 2005/0015036 A1 1/2005 Lutri et al.
 2005/0085757 A1 4/2005 Santanello
 2005/0154340 A1 7/2005 Schluskel
 2006/0058721 A1 3/2006 Lebner et al.
 2006/0141012 A1 6/2006 Gingras
 2006/0265005 A1 11/2006 Beese
 2007/0106195 A1 5/2007 Marcoux et al.
 2007/0272211 A1 11/2007 Kassner
 2008/0051687 A1 2/2008 Rogers
 2008/0154168 A1 2/2008 Lutri
 2008/0109034 A1 5/2008 Mather et al.
 2008/0167633 A1 7/2008 Vannucci
 2008/0302487 A1 12/2008 Goodman et al.
 2010/0106120 A1 4/2010 Holm
 2010/0298791 A1 11/2010 Jones et al.
 2011/0092874 A1 4/2011 Baschnagel
 2011/0208102 A1 8/2011 Chawki
 2011/0253303 A1 10/2011 Miyachi et al.
 2012/0220912 A1 8/2012 Shang
 2012/0238933 A1 9/2012 Murphy et al.
 2013/0012988 A1 1/2013 Blume et al.
 2013/0041337 A1 2/2013 Aali et al.
 2013/0066365 A1 3/2013 Belson et al.
 2013/0084323 A1 4/2013 Riebman et al.
 2013/0138068 A1 5/2013 Hu et al.
 2013/0204077 A1 8/2013 Nagale et al.
 2013/0218125 A1 8/2013 Stopek et al.
 2013/0274717 A1 10/2013 Dunn
 2013/0317405 A1 11/2013 Ha et al.
 2014/0024989 A1 1/2014 Ueda
 2014/0107561 A1 4/2014 Dorian et al.
 2014/0121649 A1 5/2014 Calco
 2014/0155916 A1 6/2014 Hodgkinson et al.
 2014/0171888 A1 6/2014 Croizat et al.
 2015/0209186 A1 7/2015 Abbott et al.
 2015/0314114 A1 11/2015 La Rosa
 2016/0089145 A1 3/2016 Quintero et al.
 2018/0085259 A1 3/2018 Quintero
 2018/0085260 A1 3/2018 Quintero

FOREIGN PATENT DOCUMENTS

EP 0532275 3/1993
 EP 0730874 9/1996
 EP 1161212 8/2000
 EP 2359782 8/2011
 EP 2377498 10/2011

EP 2805698 11/2014
 GB 2078763 1/1982
 JP 61-203020 12/1986
 JP 62-87624 6/1987
 JP 01-265967 10/1988
 JP 2-140948 11/1990
 JP 03059327 6/1991
 JP 7-016258 1/1995
 JP 07040744 7/1995
 JP 2001-265967 9/2001
 JP 2002-537068 11/2002
 JP 2003-153949 5/2003
 JP 2006-061263 3/2006
 JP 2009-022730 2/2009
 JP 1359502 5/2009
 JP 2011-004850 1/2011
 JP 1571238 3/2017
 WO WO 1983/002586 8/1983
 WO WO 1995/004511 2/1995
 WO WO 1996/040797 12/1996
 WO WO 1998/026719 6/1998
 WO WO 2000/049983 8/2000
 WO WO 2004/049987 6/2004
 WO WO 2005/051259 6/2005
 WO WO 2005/079674 9/2005
 WO WO 2006/017109 2/2006
 WO WO 2008/082444 7/2008
 WO WO 2009/067062 5/2009
 WO WO 2010/134873 11/2010
 WO WO 2013/009725 1/2013
 WO WO 2014/083570 6/2014
 WO WO 2014/195710 12/2014
 WO WO 2015/135351 9/2015

OTHER PUBLICATIONS

3M™ Steri-Strip Adhesive Closures Product Catalog Brochure, (2011) 8 pages.
 3M™ Steri-Strip Adhesive Closures Product Catalog Brochure, (2012) 12 pages.
 Allen, L.V. Jr et al ‘Ansel’s Pharmaceutical Dosage Forms and Drug Delivery Systems, 8th edition 2005 Lippincott Williams & Wilkins, Chapter 4, Dosage Form Design: Pharmaceutical and Formulation Considerations p. 131.
 Ashley et al.: Further studies involving wound closure with a rapidly polymerizing adhesive; *Plastic and Reconstructive Surgery*; Apr. 1963; vol. 31; pp. 333-343.
 Ashley et al.: Nonsutured closure of skin lacerations and nonsutured grafting of skin with a rapidly polymerizing adhesive; *Qtrly Bull. Northwestern University (Evanston, Ill.) Medical School*; 1962; vol. 36; pp. 189-194.
 Bromberg et al.: Nonsuture fixation of split-thickness skin grafts; *Surgery*, Jun. 1964; vol. 55; pp. 846-853.
 Cramer: Rapid Skin Grafting in Small Animals; *Plastic and Reconstructive Surgery and the Transplantation Bull*; Oct. 1962, vol. 30; pp. 149-150.
 Cramer et al.: Autograft rejection induced by homografting. A phenomenon intermediate between homograft rejection and autoimmunity; *Plastic and Reconstructive Surgery*; Jun. 1965; vol. 35; pp. 572-587.
 DeMaria, E. ‘New skin closure system facilitates wound healing after cardiovascular implantable electronic device surgery’ *World Journal of Clinical Cases* (2015) 3(8) pp. 675-677.
 Dermabond Prineo Skin Closure Systems (22 cm) Brochure (2014), 7 pages.
 Dermabond Prineo Skin Closure Systems (22 cm) Brochure (2015), 2 pages.
 Healthcare Packaging. Advanced Wound Care Products and packaging Needs. Jun. 5, 2017 (earliest online date), [site visited May 8, 2018]. Available from the Internet, URL: <https://www.healthcarepackaging.com/article/applications/healthcare/advanced-wound-care-products-and-packaging-needs> (Year: 2017).
 INOU: Studies on the Surgical Use of Plastic Adhesive; *Am. Journal of Proctology*; 1962; vol. 13; pp. 219-226.

(56)

References Cited

OTHER PUBLICATIONS

- Jesse et al.: Fixation of split-thickness skin grafts with adhesive; *Plastic and Reconstructive Surgery*; Mar. 1964; vol. 33; pp. 272-7.
- Kaplan: A technique of nonsuture wound closure with a plastic tissue adhesive; *Plastic and Reconstructive Surgery*; Feb. 1966; vol. 37(2); pp. 139-142.
- Keddie et al.: Intrafollicular tinea versicolor demonstrated on monomer plastic strips; *Journal of Investigative Dermatology*; Sep. 1963; vol. 41; pp. 103-6.
- Lazar, H.L. et al 'Novel Adhesive Skin Closures Improve Wound Healing Following Saphenous Vein Harvesting' *J. Card Surg* (2008) 23 pp. 152-155.
- Leukosan SkinLink Application Guide (2006) 1 page.
- Leukosan Skinlink. BSN Medical (2017) 1 page <http://www.bsnmedical.com/products/wound%E2%80%90care%E2%80%90vascular/category%E2%80%90product%E2%80%90search/acute%E2%80%90wound%E2%80%90care/wound%E2%80%90closure/leukosan%E2%80%90skinlink.html>.
- Pam Marketing Nut. Yikes! The Social Media Quick Fix Band-Aids are Falling Off! Jul. 2012 [earliest online date], [site visited May 8, 2018]. Available from Internet, URL:<http://www.pammarketingnut.com/2012/07/yikes-the-social-media-quick-fix-band-aids-are-falling-off/>> (Year: 2012).
- Parrish et al.: Synthetic resin adhesive for placement of skin grafts; *American Surgeon*; Nov. 1964; vol. 30; pp. 753-5.
- Raekallio et al.: Acute reaction to arterial adhesive in healing skin wounds; *Journal of Surgical Research*; Mar. 1964; vol. 4; pp. 124-7.
- Stone: Nonsuture closure of cutaneous lacerations, skin grafting and bowel anastomosis; *American Surgeon*; Mar. 1964; vol. 30; pp. 177-181.
- TissuGlu Surgical Adhesive Patient Information Brochure. Cohera Medical, Inc. (2014) 6 pages.
- TissuGlu FDA Summary of Safety and Effectiveness Data. Feb. 3, 2014 40 pages.
- Topaz, M. et al 'The TopClosure 3S System, for skin stretching and a secure wound closure' *Eur J Plast Surg* (2012) 35 pp. 533-543.
- TopClosure 3S System—Skin Stretching and Secure Wound Closure System Product Information Sheet (2010) 15 pages.
- Wang et al 'Biodegradable microfluidic scaffolds for tissue engineering from amino alcohol-based poly(ester amide) elastomers' *Organogenesis* (2010) 6:4, pp. 212-216.
- Wolfe et al.: The application of hydrostatic pressure to the burn injury, an experimental study; *Journal of Trauma: Injury Infections & critical Care*; May 1962; vol. 2; pp. 262-272.
- ZipLine medical Zip Surgical Skin Closure Brochure (2013) 4 pages.
- Communication received from the USPTO for co-pending U.S. Appl. No. 10/887,884 dated Aug. 11, 2006.
- Communication received from USPTO for co-pending U.S. Appl. No. 10/779,721 dated Mar. 28, 2007.
- Communication received from USPTO for co-pending U.S. Appl. No. 10/779,721 dated Apr. 16, 2007.
- Communication received from the USPTO for co-pending U.S. Appl. No. 10/887,884 dated Mar. 6, 2008.
- Communication received from the USPTO for co-pending U.S. Appl. No. 10/887,884 dated Dec. 12, 2008.
- Communication received from the USPTO for co-pending U.S. Appl. No. 12/207,984 dated May 11, 2011.
- Communication received from the USPTO for co-pending U.S. Appl. No. 12/163,021 dated May 13, 2011.
- Communication received from the USPTO for co-pending U.S. Appl. No. 12/163,021 dated Feb. 2, 2012.
- Communication received from the USPTO for co-pending U.S. Appl. No. 12/163,021 dated Jun. 22, 2012.
- Communication received from the USPTO for co-pending U.S. Appl. No. 12/207,984 dated Jun. 28, 2012.
- Communication received from USPTO for co-pending U.S. Appl. No. 12/163,021 dated Jun. 22, 2012.
- Corrected International Search Report International Application No. PCT/US2005/004948 dated Jun. 22, 2005.
- Extended European Search Report re: 14166813.7 dated Jul. 7, 2014.
- In re U.S. Appl. No. 12/163,021 the Non-Final rejection dated Aug. 14, 2013.
- In re U.S. Appl. No. 12/163,021 the Final rejection dated Jan. 3, 2014.
- In re U.S. Appl. No. 12/207,984 the Non-Final rejection dated Aug. 22, 2013.
- In re U.S. Appl. No. 12/207,984 the Final rejection dated Dec. 4, 2013.
- International Preliminary Report on Patentability for International Application No. PCT/US2005/024042 dated Jan. 16, 2007.
- International Search Report for International Application No. PCT/US2005/004948 dated Jun. 22, 2005.
- International Search Report for International Application No. PCT/US2005/024042 dated May 12, 2006.
- International Search Report for International Application No. PCT/US2005/004948 dated Jun. 9, 2009.
- International Search Report re: PCT/US2015/051919 dated Apr. 14, 2016.
- International Search Report re: PCT/US2017/052394 dated Nov. 21, 2017.
- International Search Report re: PCT/US2017/052383 dated Dec. 6, 2017.
- International Search Report re PCT/US2018/022842 dated Jun. 20, 2018.
- International Search Report re PCT/US2018/022834 dated Jun. 22, 2018.
- International Search Report re PCT/US2018/027790 dated Jun. 26, 2018.
- Office action received from USPTO for co-pending U.S. Appl. No. 10/887,884 dated Apr. 25, 2006.
- Office action received from USPTO for co-pending U.S. Appl. No. 10/779,721 dated Aug. 21, 2006.
- Office action received from USPTO for co-pending U.S. Appl. No. 10/887,884 dated Oct. 12, 2006.
- Office action received from USPTO for co-pending U.S. Appl. No. 10/779,721 dated Jan. 9, 2007.
- Office Communication received from USPTO for co-pending U.S. Appl. No. 10/887,884 dated Jan. 22, 2007.
- Office Action received from USPTO for co-pending U.S. Appl. No. 10/887,884 dated Feb. 1, 2007.
- Office Action received from the USPTO for co-pending U.S. Appl. No. 12/163,021.
- Office action received from USPTO for co-pending U.S. Appl. No. 10/779,721 dated Jul. 27, 2007.
- Office Action received from USPTO for co-pending U.S. Appl. No. 10/887,884 dated Oct. 16, 2007.
- Office Action received from USPTO for co-pending U.S. Appl. No. 10/887,884 dated Mar. 6, 2008.
- Office action received from USPTO for co-pending U.S. Appl. No. 10/779,721 dated May 19, 2008.
- Office action received from USPTO for co-pending U.S. Appl. No. 12/163,021 dated Jan. 9, 2010.
- Office action received from USPTO for co-pending U.S. Appl. No. 12/163,021 dated Sep. 1, 2010.
- Office action received from USPTO for co-pending U.S. Appl. No. 12/207,984 dated Sep. 1, 2010.
- Office action received from USPTO for co-pending U.S. Appl. No. 12/163,021 dated Dec. 9, 2010.
- Office action received from USPTO for co-pending U.S. Appl. No. 12/207,984 dated Dec. 9, 2010.
- Office action received from USPTO for co-pending U.S. Appl. No. 12/163,021 dated May 13, 2011.
- Office action received from USPTO for co-pending U.S. Appl. No. 12/163,021 dated Jul. 18, 2011.
- Office action received from USPTO for co-pending U.S. Appl. No. 12/207,984 dated Aug. 1, 2011.
- Office action received from USPTO for co-pending U.S. Appl. No. 12/163,021 dated Jan. 10, 2012.
- Office action received from USPTO for co-pending U.S. Appl. No. 12/207,984 dated Jan. 17, 2012.

(56)

References Cited

OTHER PUBLICATIONS

Office action received from USPTO for co-pending U.S. Appl. No. 12/207,984 dated Apr. 26, 2012.
Office action received from USPTO for co-pending U.S. Appl. No. 12/163,021 dated May 1, 2012.
Office action received from USPTO for co-pending U.S. Appl. No. 12/163,021 dated Sep. 17, 2012.
Office action received from USPTO for co-pending U.S. Appl. No. 12/207,984 dated Sep. 25, 2012.
Office action received from USPTO for co-pending U.S. Appl. No. 12/163,021 dated Aug. 14, 2013.
Office action received from USPTO for co-pending U.S. Appl. No. 12/207,984 dated Aug. 22, 2013.
Office action received from USPTO for co-pending U.S. Appl. No. 12/207,984 dated Dec. 4, 2013.
Office action received from USPTO for co-pending U.S. Appl. No. 12/163,021 dated Jan. 3, 2014.
Supplementary European Search Report for Application No. EP05769387 dated Jul. 9, 2009.

Supplementary European Search Report for Application No. EP05723162 dated Nov. 5, 2009.
Supplementary European Search Report for Application No. EP14166813 dated Jun. 30, 2014.
U.S. Appl. No. 09/430,177, filed Oct. 29, 1999.
U.S. Appl. No. 09/430,289, filed Oct. 29, 1999.
U.S. Appl. No. 09/430,180, filed Oct. 29, 1999.
U.S. Appl. No. 09/385,030, filed Aug. 30, 1999.
U.S. Appl. No. 09/176,889, filed Oct. 22, 1998.
U.S. Appl. No. 09/919,877, filed Aug. 2, 2001.
U.S. Appl. No. 10/779,721, filed Feb. 18, 2004.
Written Opinion re: PCT/US2015/051919 dated Apr. 14, 2016.
Written Opinion re: PCT/US2017/052394 dated Nov. 21, 2017.
Written Opinion re: PCT/US2017/052383 dated Dec. 6, 2017.
Written Opinion re: PCT/US2018/022842 dated Jun. 20, 2018.
Written Opinion re: PCT/US2018/027790 dated Jun. 26, 2018.
Written Opinion re PCMS2018/022834 dated Jun. 22, 2018.
Japanese Office Action dated Feb. 19, 2019 for Design Appln. No. 2018-017274.
Japanese Office Action dated Feb. 26, 2019 for Patent Appln. No. 515463.

* cited by examiner

FIG. 1

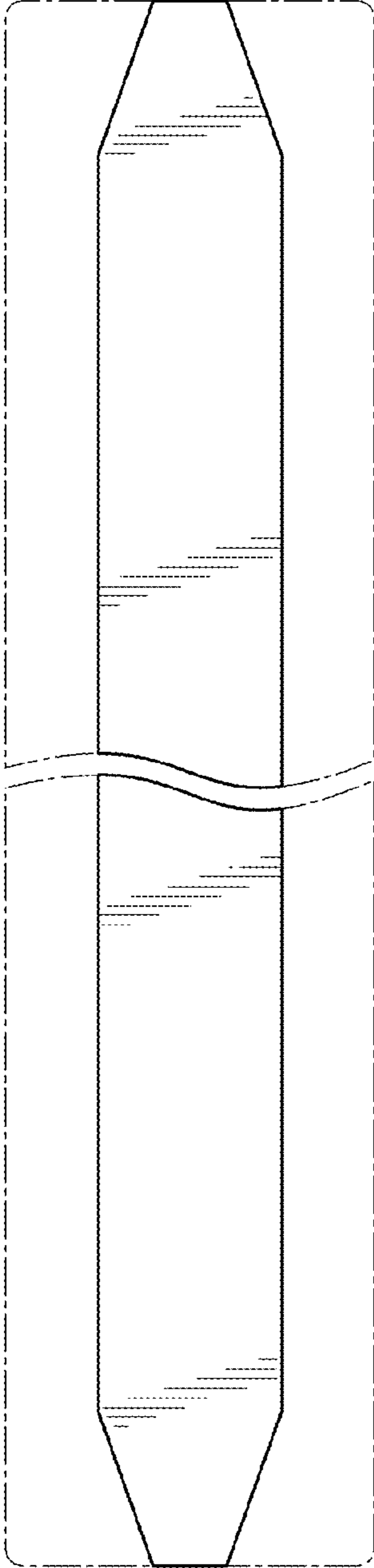


FIG. 2




FIG. 5




FIG. 6




FIG. 3

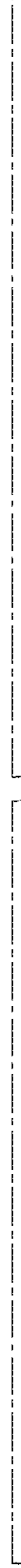


FIG. 4

