



US00D854170S

(12) **United States Design Patent**
Bergström et al.

(10) **Patent No.:** **US D854,170 S**
(45) **Date of Patent:** **** Jul. 16, 2019**

(54) **WOUND DRESSING**

FOREIGN PATENT DOCUMENTS

(71) Applicant: **Mölnlycke Health Care AB**, Göteborg (SE)

EM 000245253-0001 1/2005
EM 001134779-0001 9/2009

(Continued)

(72) Inventors: **Maria Gustin Bergström**, Linköping (SE); **Karin Östan**, Nödinge (SE); **Angelica Andresen**, Kungsbacka (SE); **Linda Östlund**, Kungsbacka (SE); **Sandra Tillman**, Göteborg (SE); **Anita Haraldsson-Hedbratt**, Mölnlycke (SE); **Lena Jacobsson**, Göteborg (SE); **Patrick Rodzewicz**, Göteborg (SE); **Sofia Hermansson**, Västra Frölunda (SE)

OTHER PUBLICATIONS

Gentry Health. Mepilex Border Lite with Safetac technology. 2016 [earliest online date], [site visited Aug. 3, 2018]. Available from Internet, <URL:http://gentryhealth.co.za/shop/wound-care-dressings-with-safetac-technology/mepilex-border-lite/>. (Year: 2016).*

(Continued)

(73) Assignee: **MÖLNLYCKE HEALTH CARE AB**, Göteborg (SE)

Primary Examiner — George D. Kirschbaum

Assistant Examiner — Darcey E Heflin

(74) *Attorney, Agent, or Firm* — Ballard Spahr LLP

(**) Term: **15 Years**

(57) **CLAIM**

(21) Appl. No.: **29/622,270**

The ornamental design for a wound dressing, as shown and described.

(22) Filed: **Oct. 16, 2017**

(51) **LOC (11) Cl.** **24-04**

(52) **U.S. Cl.**
USPC **D24/189**

(58) **Field of Classification Search**
USPC D24/124–128, 132, 133, 185–193, 199, D24/200, 206, 209, 210, 212–215; D29/100, 108, 121.1, 121.2; D30/146
CPC A61F 13/023; A61F 15/008; A61F 15/004; A61F 2013/00646; A61M 2025/0246
See application file for complete search history.

DESCRIPTION

The file of this patent contains at least one drawing/photograph executed in color. Copies of this patent with color drawing(s)/photograph(s) will be provided by the Office upon request and payment of the necessary fee.

FIG. 1 is a front plan view of a wound dressing showing our new design;

FIG. 2 is a top plan view thereof;

FIG. 3 is a left side elevational view thereof;

FIG. 4 is a rear elevational view thereof;

FIG. 5 is a bottom plan view thereof; and,

FIG. 6 is a right side elevational view thereof.

In the drawings, the broken lines depict environmental subject matter only and form no part of the claim.

(56) **References Cited**

U.S. PATENT DOCUMENTS

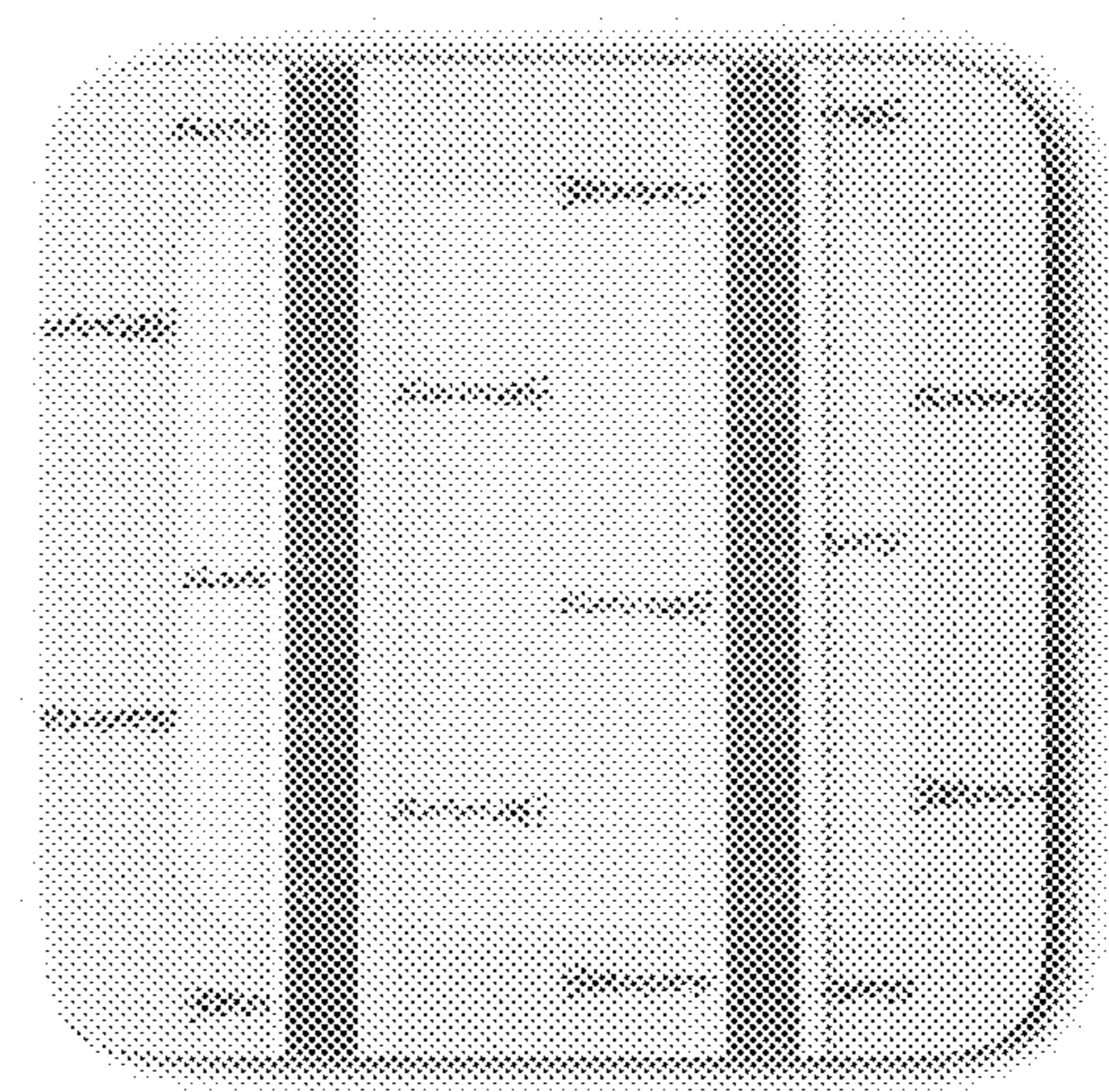

5,109,874 A * 5/1992 Bellingham A61F 15/004 128/888

D473,939 S * 4/2003 Hantke D24/124

D473,940 S * 4/2003 Hantke D24/124

(Continued)

1 Claim, 1 Drawing Sheet
(1 of 1 Drawing Sheet(s) Filed in Color)



(56)

References Cited

U.S. PATENT DOCUMENTS

D473,947 S * 4/2003 Jacobson D24/189
 D474,842 S * 5/2003 Wolsing D24/189
 D484,601 S 12/2003 Griffiths et al.
 D484,602 S 12/2003 Griffiths et al.
 D515,701 S * 2/2006 Horhota D24/189
 D535,032 S * 1/2007 Bendjy D24/189
 D545,441 S * 6/2007 Miyachika D24/189
 D625,018 S 10/2010 Smith et al.
 D683,858 S * 6/2013 Smith D24/189
 D691,730 S 10/2013 Smith et al.
 8,563,800 B2 10/2013 Smith
 D693,010 S 11/2013 Mosa et al.
 D694,892 S 12/2013 Chan et al.
 D697,216 S 1/2014 Chan et al.
 D707,829 S 6/2014 Chan et al.
 D708,751 S 7/2014 Chan et al.
 D712,046 S 8/2014 Igwebuike et al.
 D712,047 S 8/2014 Igwebuike et al.
 D712,545 S 9/2014 Igwebuike et al.
 D712,546 S 9/2014 Igwebuike et al.
 D712,547 S 9/2014 Igwebuike et al.
 D712,548 S 9/2014 Igwebuike et al.
 D712,549 S 9/2014 Igwebuike et al.
 D712,550 S 9/2014 Igwebuike et al.
 D712,551 S 9/2014 Igwebuike et al.
 D712,552 S 9/2014 Igwebuike et al.
 D712,553 S 9/2014 Igwebuike et al.
 D712,554 S 9/2014 Igwebuike et al.
 D723,175 S 2/2015 Igwebuike et al.
 D723,176 S 2/2015 Igwebuike et al.
 D723,177 S 2/2015 Igwebuike et al.
 D723,702 S 3/2015 Igwebuike et al.
 D723,703 S 3/2015 Igwebuike et al.
 D723,704 S 3/2015 Igwebuike et al.
 D729,391 S 5/2015 Igwebuike et al.
 D729,392 S 5/2015 Igwebuike et al.
 D746,996 S * 1/2016 Karlsson D24/189
 D748,276 S 1/2016 Bergström et al.
 D773,060 S * 11/2016 Narvekar D24/189
 D774,201 S * 12/2016 Gutierrez D24/189
 D783,840 S * 4/2017 Counts D24/189
 D792,977 S * 7/2017 Riesinger D24/189
 D793,567 S * 8/2017 Cotton D24/189

D794,180 S * 8/2017 Frisk D24/124
 D806,882 S * 1/2018 Holm D24/189
 2018/0008476 A1* 1/2018 Rodzewicz A61F 17/00

FOREIGN PATENT DOCUMENTS

EM 002345066-0001 11/2013
 EM 002345066-0002 11/2013
 WO WO-2014/174291 A1 10/2014

OTHER PUBLICATIONS

3MTM TegadermTM Absorbent Clear Acrylic Dressing, Sacral Design 90807, retrieved from http://solutions.3m.com/wps/portal/3M/en_US/3MC3SD/Wound-Care/Products/Wound-Care-Supplies/~3M-Tegaderm-Absorbent-Clear-Acrylic-Dressing-Sacral-Design-90807?N=627+42929333&rt=d [retrieved Apr. 10, 2014].

Allevyn[◇] Adhesive Sacrum, retrieved from <http://www.smith-nephew.com/professional/products/advanced-wound-management/allevyn/allevyn-sacrum/> [retrieved Apr. 10, 2014].

Allevyn[◇] Gentle Border Sacrum, retrieved from <http://www.smith-nephew.com/professional/products/advanced-wound-management/allevyn/allevyn-gentle-borer-sacrum/> [retrieved Apr. 10, 2014].

Allevyn[◇] Plus Adhesive Sacrum, retrieved from <http://www.smith-nephew.com/professional/products/advanced-wound-management/allevyn/allevyn-plus-adhesive-sacrum/> [retrieved Apr. 10, 2014].

Allevyn[◇] Sacrum Wound Dressing, retrieved from <http://www.smith-nephew.com/professional/products/advanced-wound-management/allevyn/allevyn-sacrum/> [retrieved Apr. 10, 2014].

Aquacel[®] Foam Dressing, retrieved from http://www.convatec.com/products/wound/aquacel-foam-dressing/p-f42144fd-6f34-43a7-ba38-c842458fc9c6/2_0060/ [retrieved Apr. 10, 2014].

Biatain Sacral Dressing, retrieved from <http://www.mountainside-medical.com/biatain-sacral-dressing-9-x-9-dressings-5-box.html> [retrieved Apr. 10, 2014].

Coloplast Comfeel[®] Plus Sacral Dressing, retrieved from <http://www.woundsource.com/product/comfeel-plus-sacral-dressing> [retrieved Apr. 10, 2014].

Mepilex Border Sacrum, retrieved from <http://www.molnlycke.com/patient/en/Products/Wound/Mepilex-Border-Sacrum/> [retrieved Apr. 10, 2014].

* cited by examiner




Figure 1




Figure 2




Figure 3

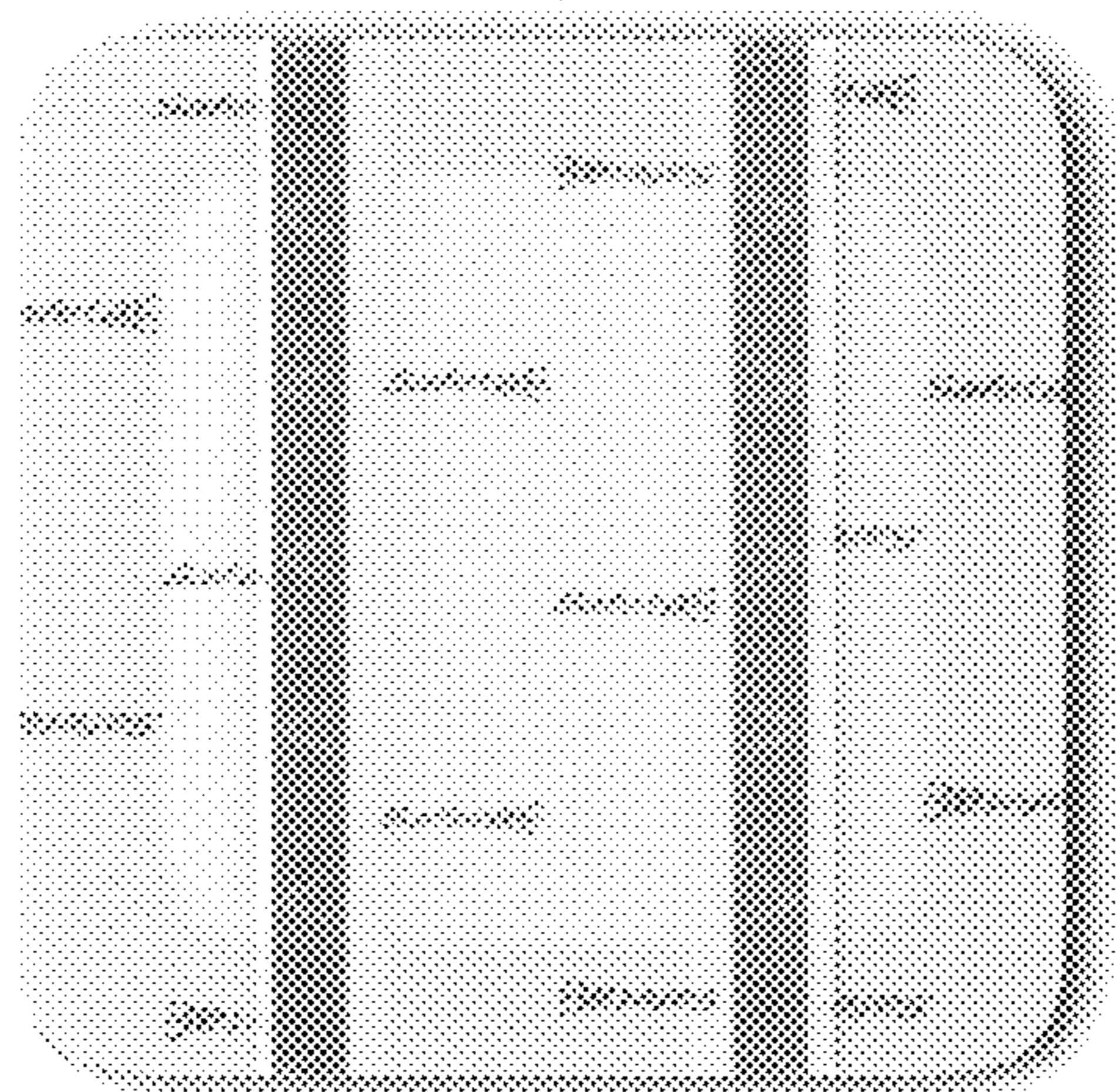


Figure 4




Figure 5




Figure 6