



US00D854161S

(12) **United States Design Patent**
Suda et al.

(10) **Patent No.:** **US D854,161 S**
(45) **Date of Patent:** **** Jul. 16, 2019**

(54) **MEDICAL OXYGEN CONCENTRATOR**

(71) Applicant: **NGK SPARK PLUG CO., LTD.**,
Nagoya-shi, Aichi (JP)

(72) Inventors: **Masanori Suda**, Koamaki (JP); **Taku Hirano**, Komaki (JP); **Keisuke Hatta**, Nagoya (JP); **Keiko Nii**, Nagoya (JP)

(73) Assignee: **NGK SPARK PLUG CO., LTD.**,
Nagoya-shi, Aichi (JP)

(**) Term: **15 Years**

(21) Appl. No.: **29/647,607**

(22) Filed: **May 15, 2018**

(51) **LOC (11) Cl.** **24-02**

(52) **U.S. Cl.**
USPC **D24/164**

(58) **Field of Classification Search**
USPC D24/164, 165, 170, 186, 185, 231, 234,
D24/110.5, 110.6, 110
CPC ... A61B 5/145; A61M 16/10; A61M 16/0672;
A61M 16/0677; A61M 16/0683
See application file for complete search history.

(56) **References Cited**

U.S. PATENT DOCUMENTS

D564,000	S	*	3/2008	Zyduck	D15/89
D577,746	S	*	9/2008	Rand	D15/89
D578,143	S	*	10/2008	Rand	D15/89
D651,610	S	*	1/2012	Anzures	D14/488
D652,426	S	*	1/2012	Anzures	D14/488
D660,328	S	*	5/2012	Doberstein	D15/89
D693,005	S	*	11/2013	Nawata	D24/164
D702,353	S	*	4/2014	Fujimoto	D24/164
D730,388	S	*	5/2015	Rehberg	D14/488
D781,908	S	*	3/2017	Bhandari	D14/487

D808,017	S	*	1/2018	Ito	D24/164
2013/0233168	A1	*	9/2013	Richey, II	B01D 53/0454 95/1
2015/0196727	A1	*	7/2015	Ahmad	A61M 16/101 128/202.26

FOREIGN PATENT DOCUMENTS

KR 300743218.0000 * 5/2014

OTHER PUBLICATIONS

US Oxygen Sales. Link: <https://www.usoxygensales.com/product/respironics-simplygo-portable-oxygen-concentrator/>. Visited Feb. 6, 2019. Respironics SimplyGo Portable Oxygen Concentrator. (Year: 2019).*

* cited by examiner

Primary Examiner — Susan Bennett Hattan

Assistant Examiner — Lauren D McVey

(74) *Attorney, Agent, or Firm* — Sughrue Mion, PLLC

(57) **CLAIM**

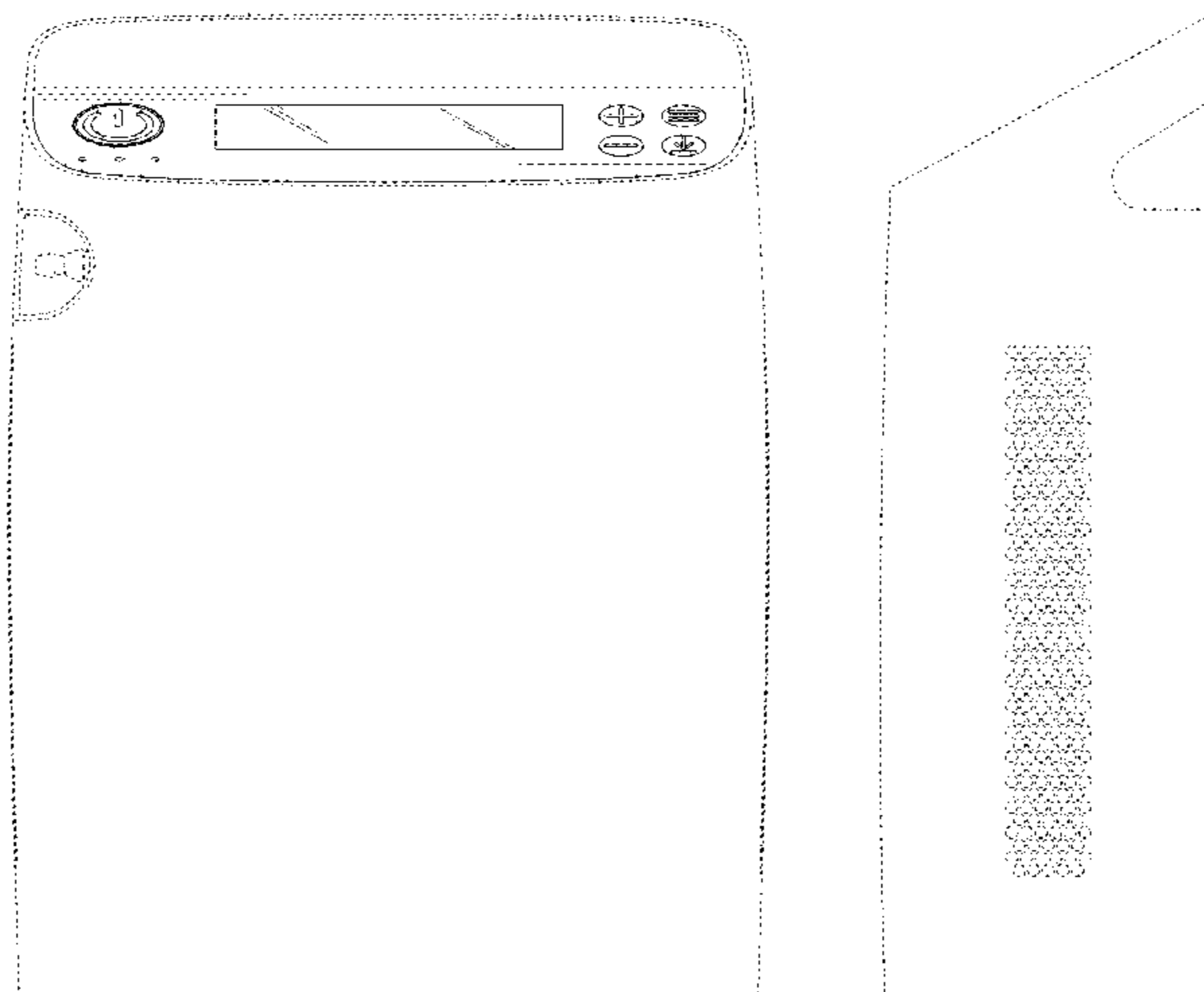
The ornamental design for a medical oxygen concentrator, as shown and described.

DESCRIPTION

FIG. 1 is a front perspective view of a medical oxygen concentrator showing our new design; FIG. 2 is a rear perspective view thereof; FIG. 3 is a front view thereof; FIG. 4 is a rear view thereof; FIG. 5 is a left side view thereof; FIG. 6 is a right side view thereof; FIG. 7 is a top view thereof; and, FIG. 8 is a bottom view thereof.

The broken lines are directed to environment and form no part of the claimed design. The unshaded surface that directly adjoins the claimed solid line edge forms no part of the claimed design.

1 Claim, 7 Drawing Sheets



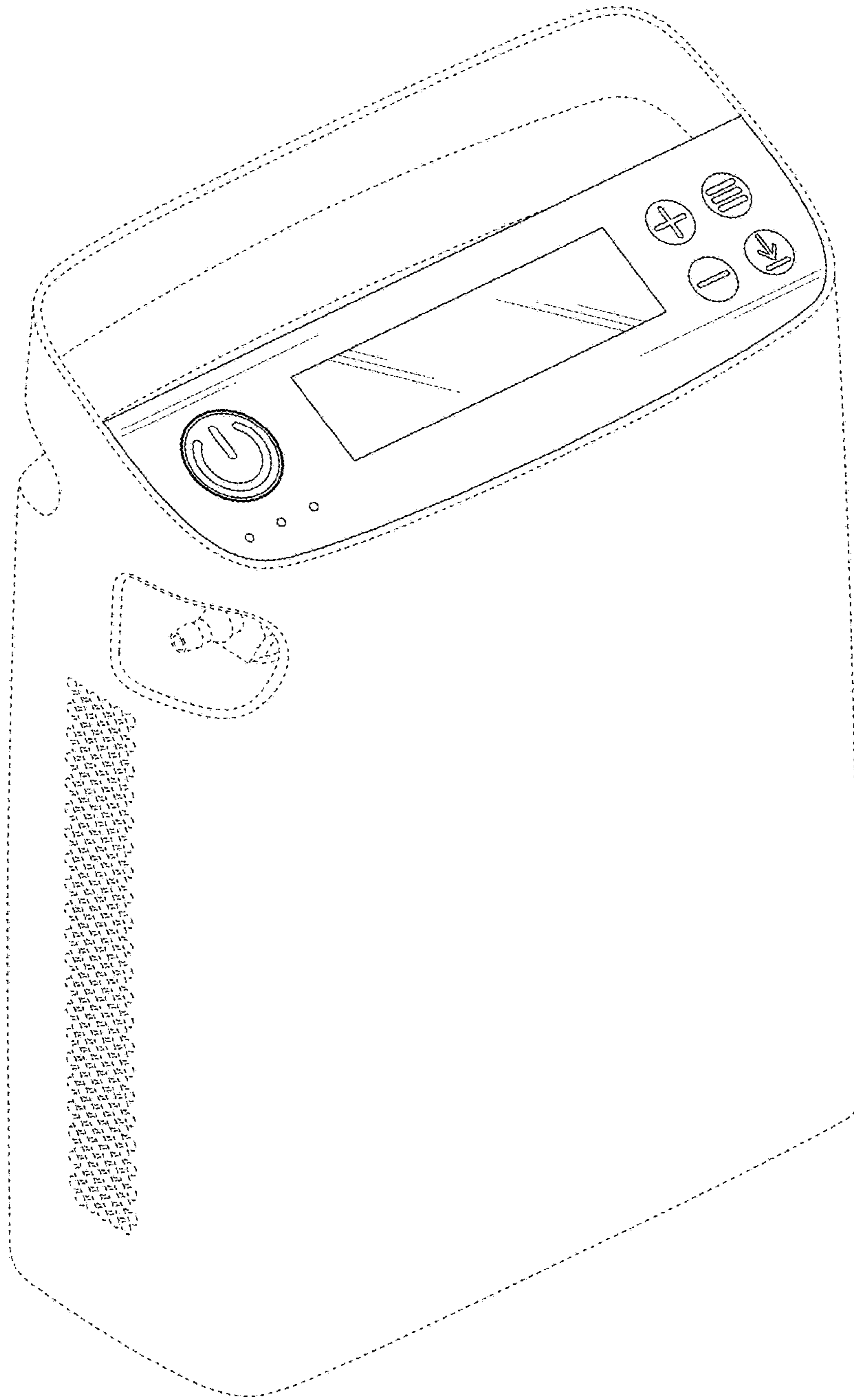


Fig. 1

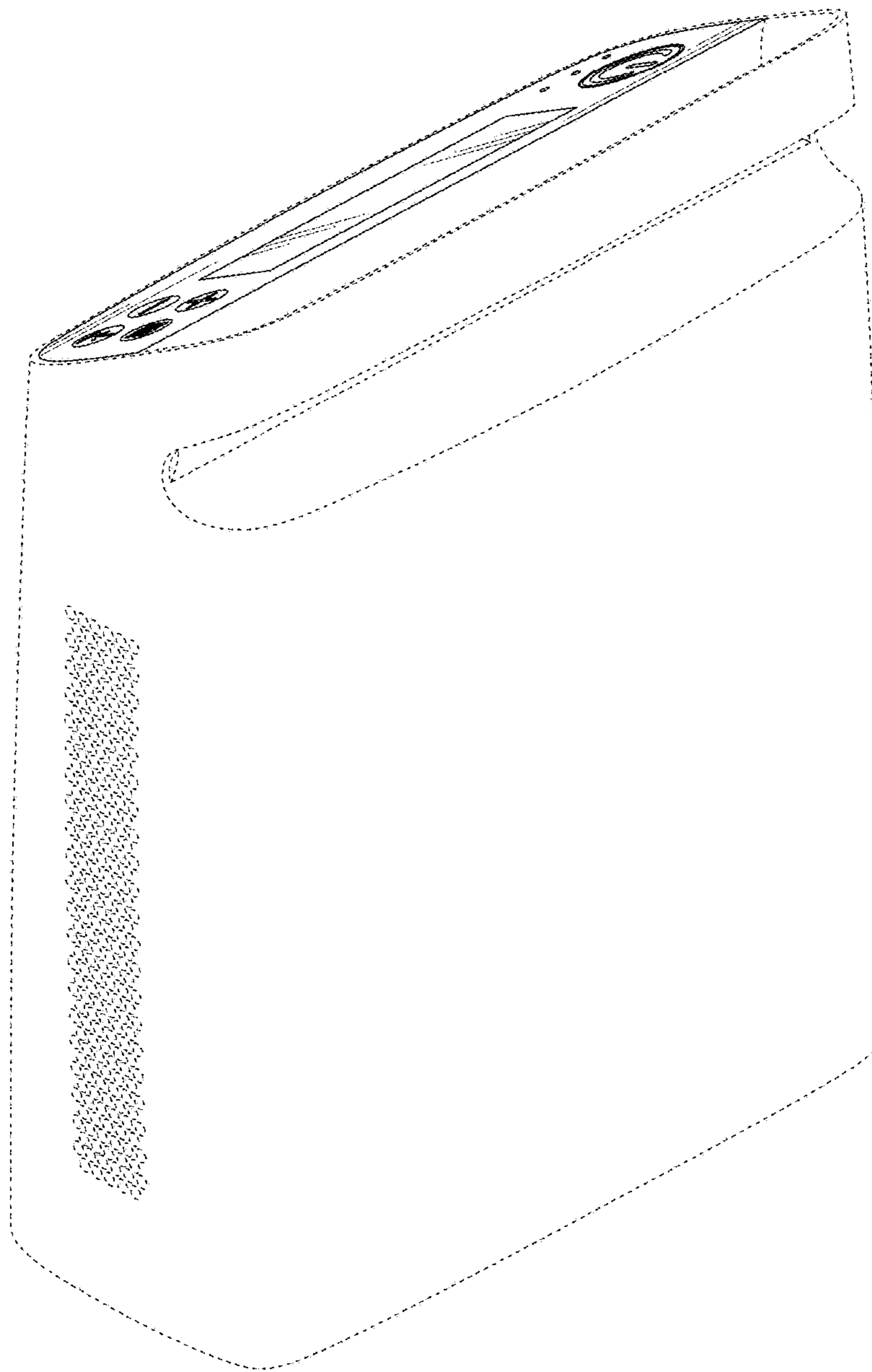


Fig. 2




Fig. 3




Fig. 4




Fig. 5




Fig. 6

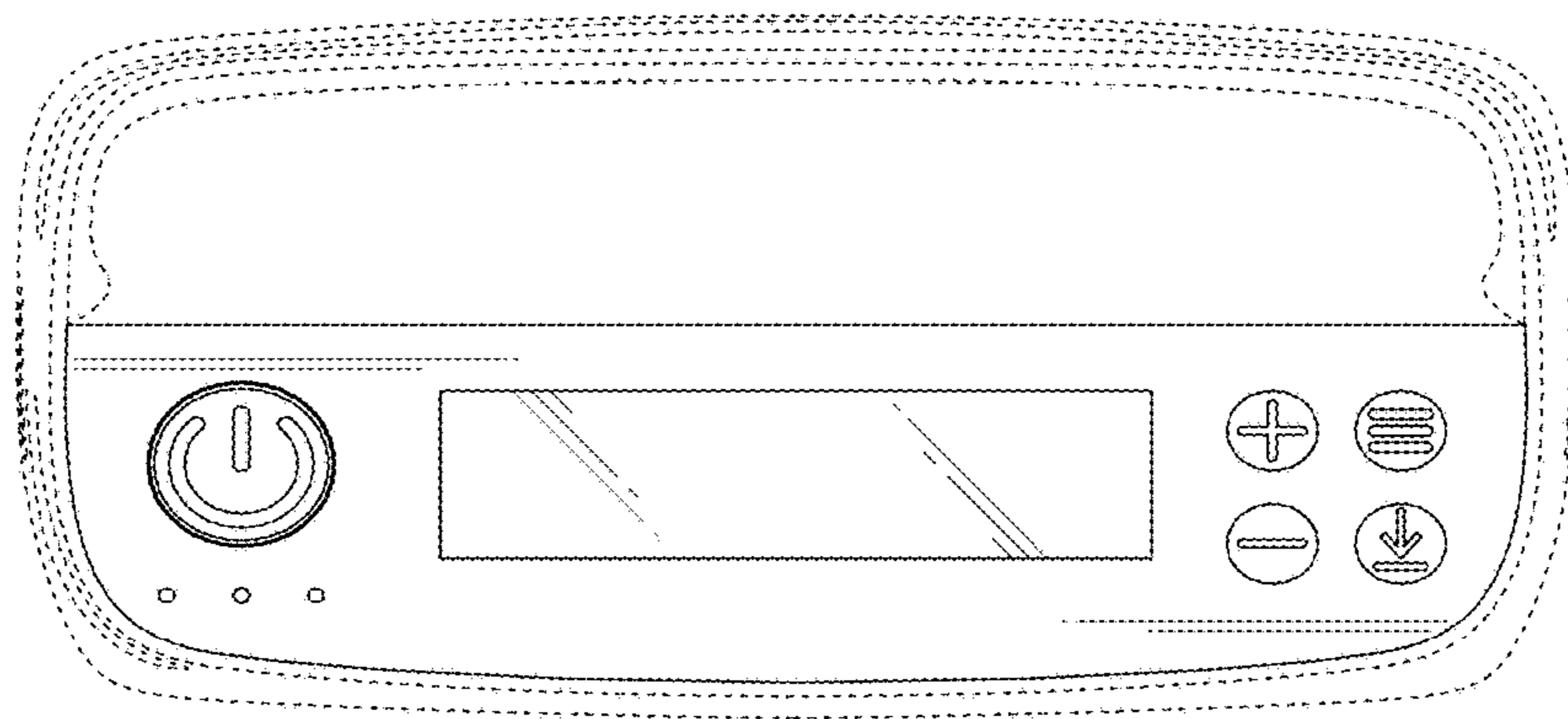


Fig. 7




Fig. 8