



US00D854156S

(12) **United States Design Patent**
Thomé et al.

(10) **Patent No.: US D854,156 S**
(45) **Date of Patent: ** Jul. 16, 2019**

- (54) **STAR SHAPED DRIVER**
- (71) Applicant: **JJGC INDÚSTRIA E COMÉRCIO DE MATERIAIS DENTÁRIOS S.A.,**
Curitiba (BR)
- (72) Inventors: **Geninho Thomé, Curitiba (BR); Felix Andreas Mertin, Curitiba (BR); Rafael Calixto Salatti, Curitiba (BR); Ilderaldo Jose Lucca, Curitiba (BR)**
- (73) Assignee: **JJGC INDÚSTRIA E COMÉRCIO DE MATERIAIS DENTÁRIOS S.A.,**
Curitiba (BR)

7,611,355 B2 * 11/2009 Murias A61C 8/0089
433/141
D628,697 S * 12/2010 Murias D24/152
D629,102 S * 12/2010 Murias D24/152
D662,206 S * 6/2012 Way D24/152
8,602,777 B2 * 12/2013 Way A61C 3/02
433/141
D818,124 S * 5/2018 Kiefer D24/152
2007/0037121 A1 * 2/2007 Carter A61C 8/0089
433/173
2010/0021864 A1 * 1/2010 Murias A61C 8/0089
433/146
2014/0113245 A1 * 4/2014 Heo A61C 8/0089
433/75

(Continued)

- (**) Term: **15 Years**
- (21) Appl. No.: **29/638,080**
- (22) Filed: **Feb. 23, 2018**

Primary Examiner — Wan Laymon
(74) *Attorney, Agent, or Firm* — ARC IP Law, PC;
Joseph J. Mayo

(30) **Foreign Application Priority Data**

Aug. 23, 2017 (BR) 302017033693-7

- (51) **LOC (11) Cl.** **24-02**
- (52) **U.S. Cl.**
USPC **D24/152**
- (58) **Field of Classification Search**
USPC D24/152, 156, 176, 146–147, 133;
D8/82–83
CPC A61C 8/0089; A61C 8/0096; A61C 1/084;
A61C 1/085; A61C 3/00; A61C 3/02;
A61C 19/00
See application file for complete search history.

(56) **References Cited**

U.S. PATENT DOCUMENTS

418,108 A * 12/1889 Browne A61C 3/02
433/165
2,901,826 A * 9/1959 Kline A61C 3/02
408/144

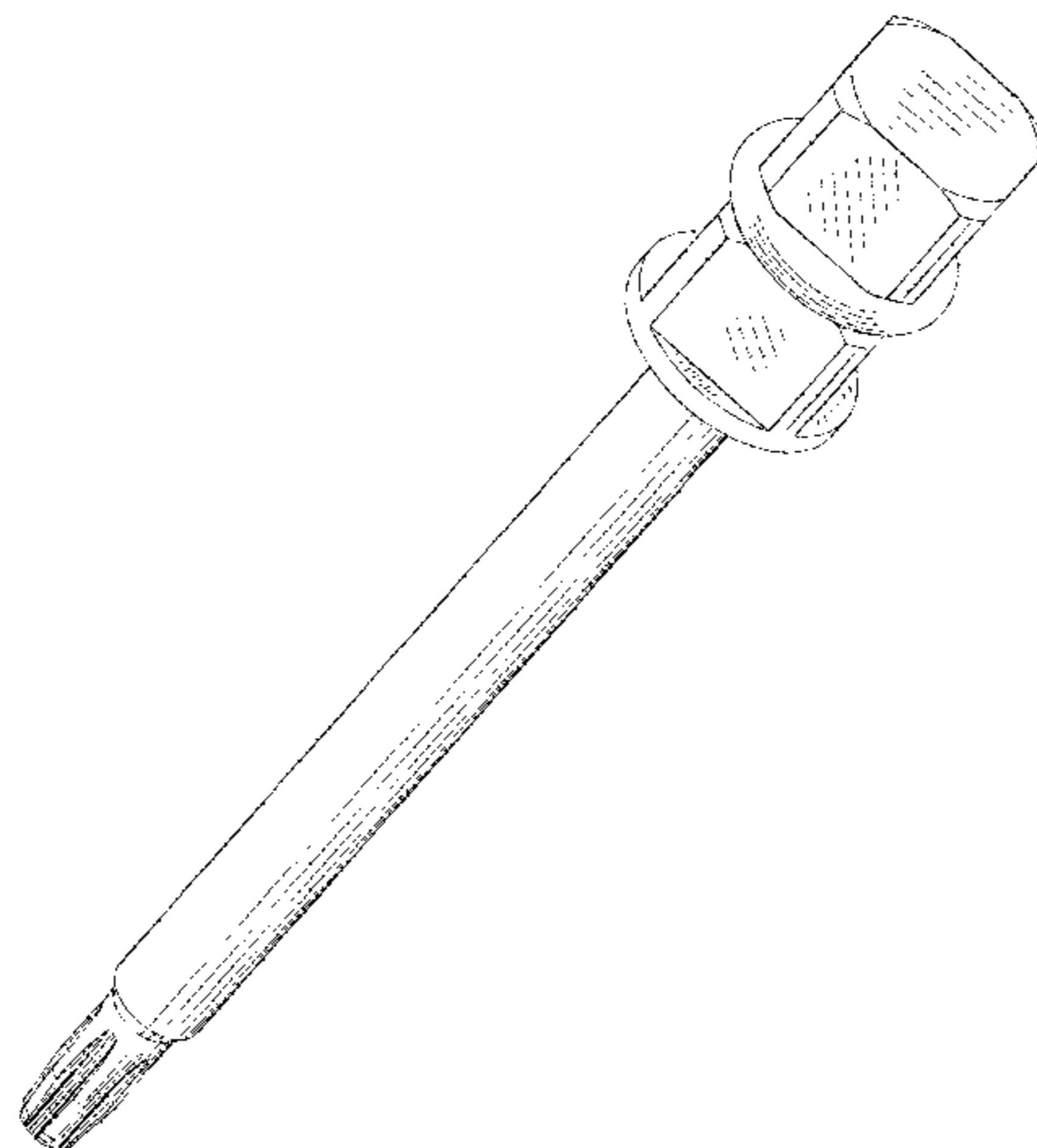
(57) **CLAIM**

The ornamental design for a star shaped driver, as shown and described.

DESCRIPTION

FIG. 1 is a front upper perspective view of a star shaped driver.
FIG. 2 is a rear lower perspective view of the star shaped driver of FIG. 1.
FIG. 3 is a front view of the star shaped driver of FIG. 1, of which the back view is a mirror image thereof.
FIG. 4 is a left side view of the star shaped driver of FIG. 1, of which the right side view is a mirror image thereof.
FIG. 5 is an enlarged top view of the star shaped driver of FIG. 1; and,
FIG. 6 is an enlarged bottom view of the star shaped driver of FIG. 1.
The broken lines shown in FIGS. 1, 2, 3, and 4 depict a slope change. None of the broken lines form a part of the claimed design.

1 Claim, 6 Drawing Sheets



(56)

References Cited

U.S. PATENT DOCUMENTS

2014/0370458 A1* 12/2014 Jeng A61C 3/02
433/166
2018/0235737 A1* 8/2018 Chung A61C 3/02

* cited by examiner

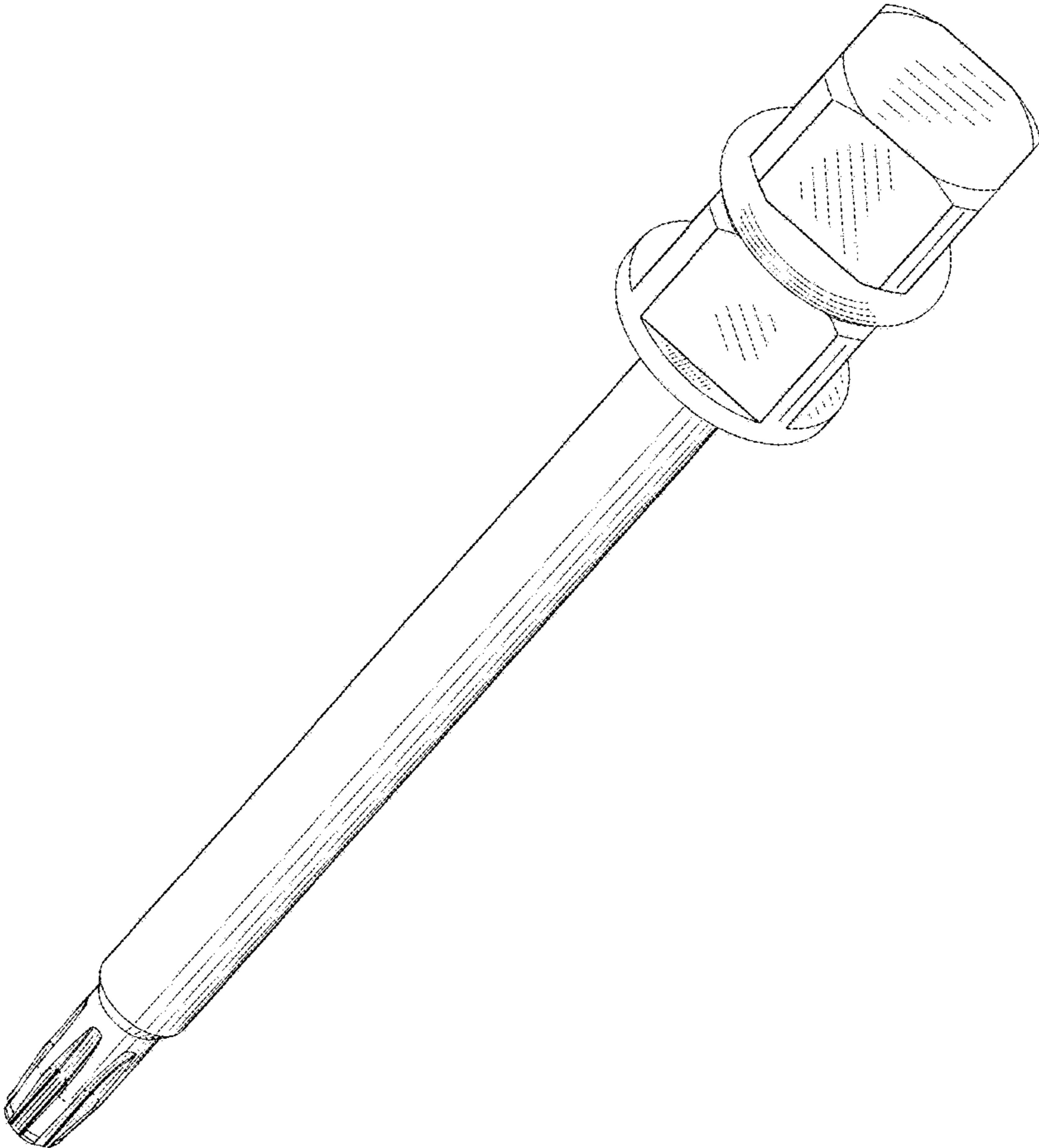


FIG. 1

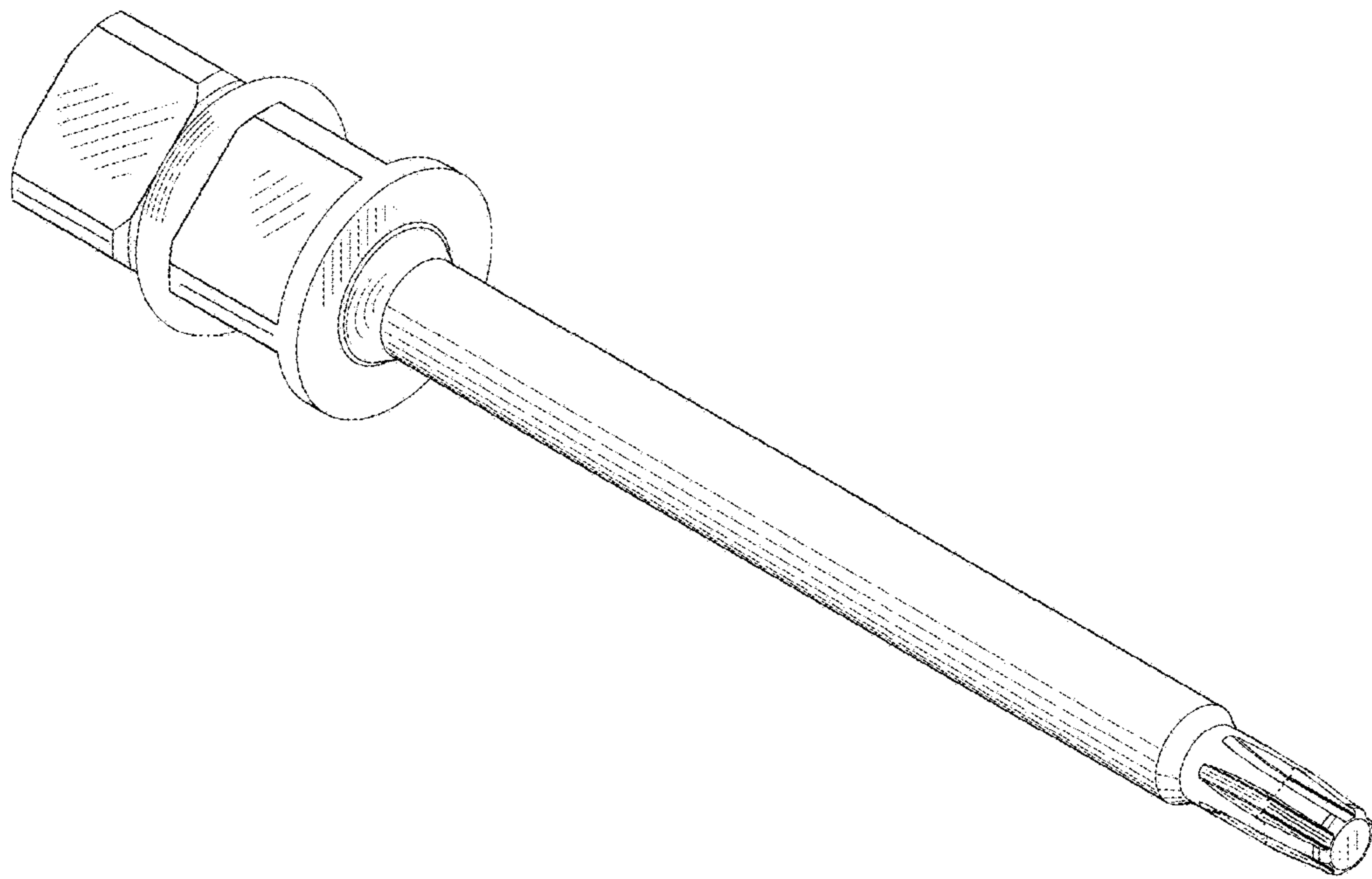


FIG. 2

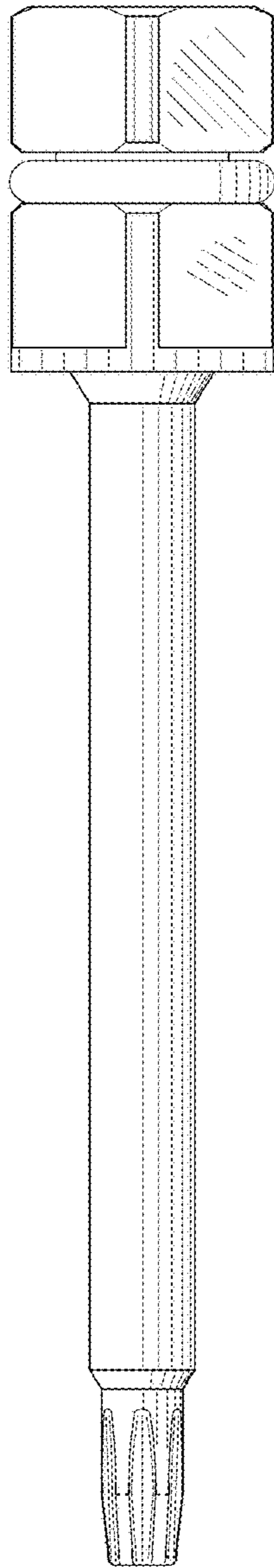


FIG. 3

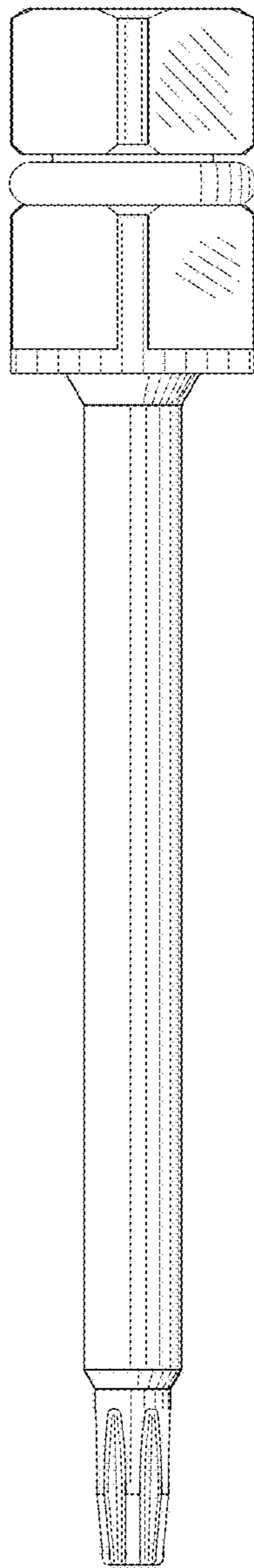


FIG. 4

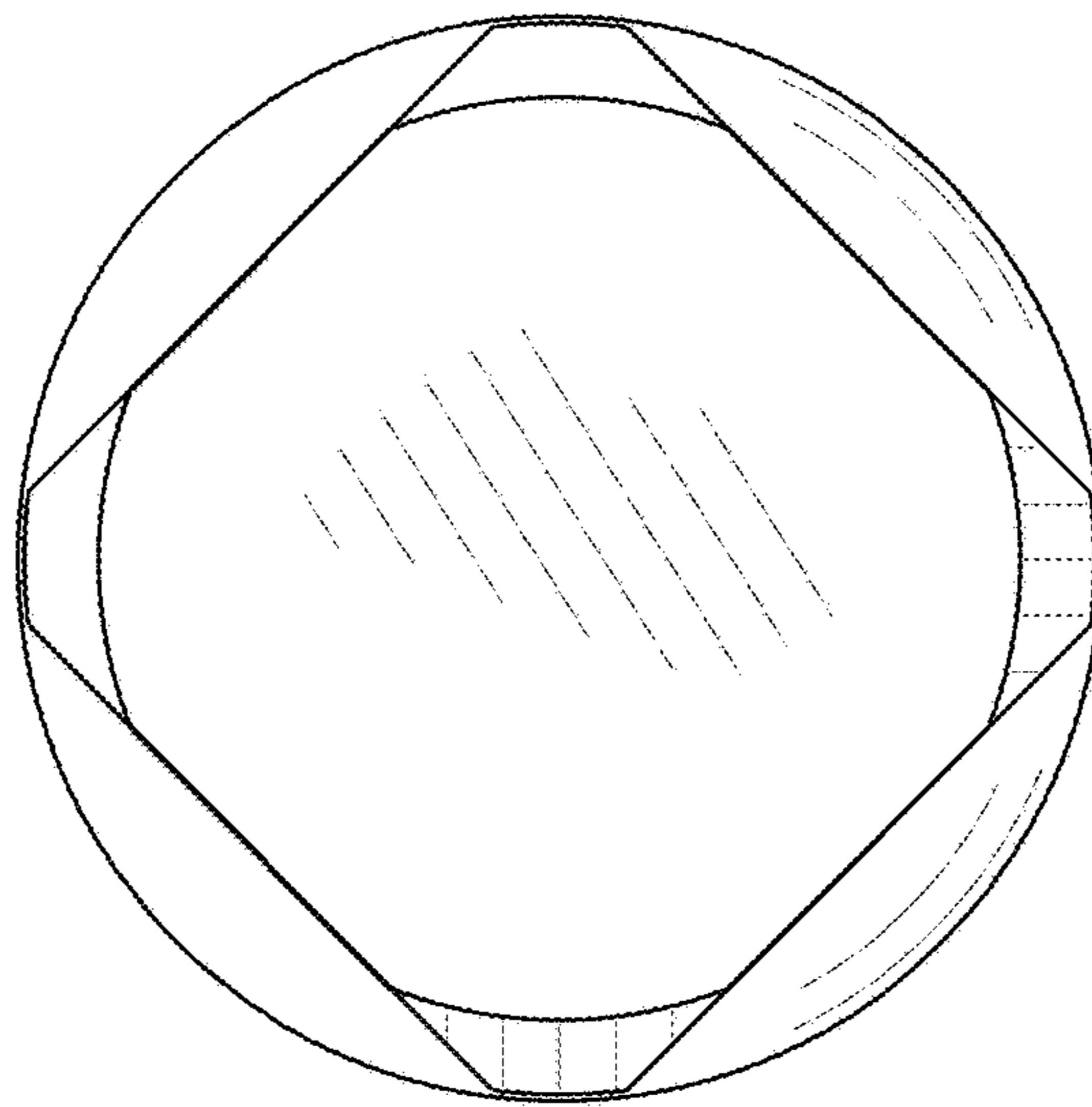


FIG. 5

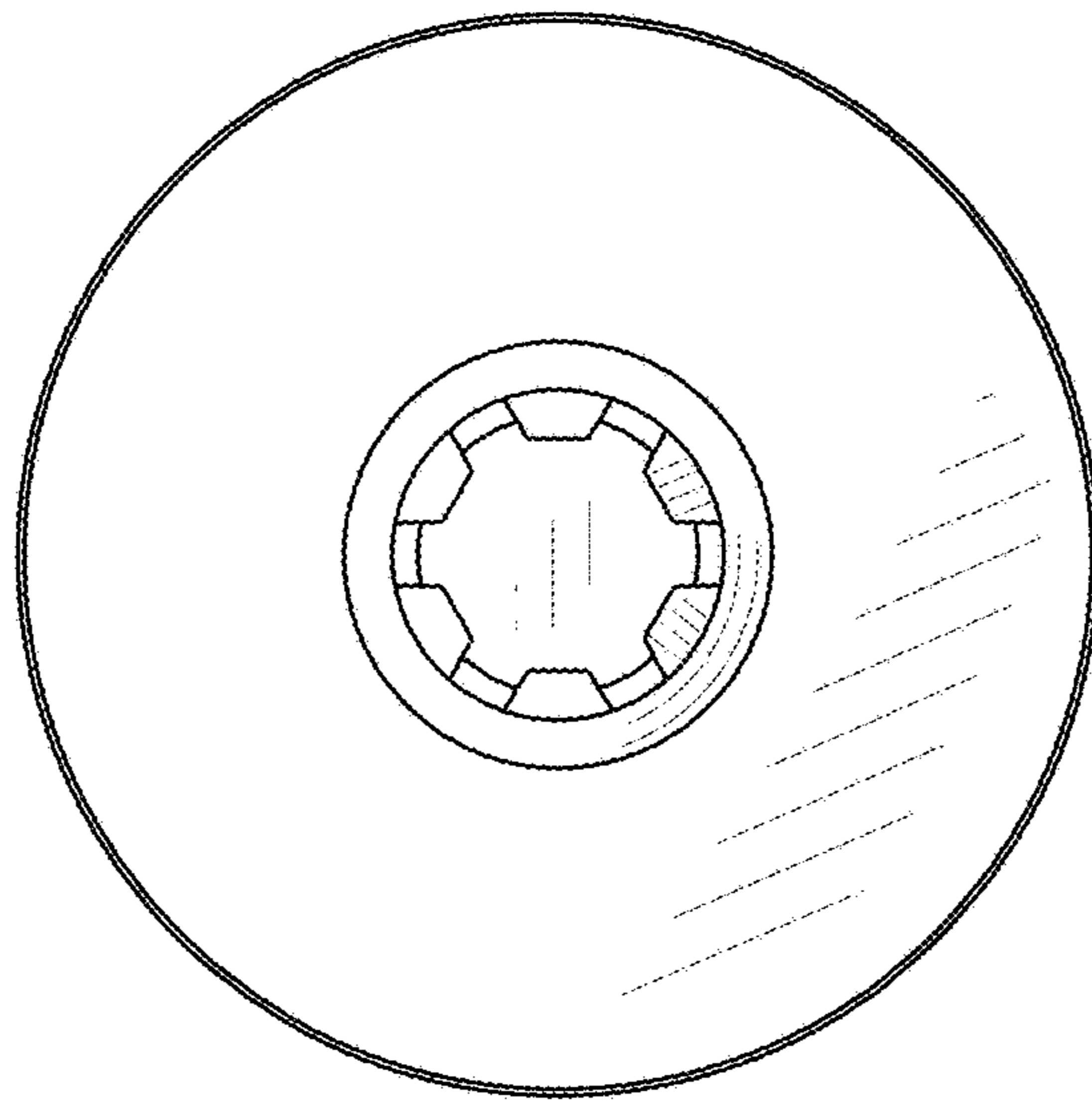


FIG. 6