



US00D854134S

(12) **United States Design Patent** (10) **Patent No.:** **US D854,134 S**  
**Jessup** (45) **Date of Patent:** **\*\* Jul. 16, 2019**

- (54) **AIR PURIFIER**
- (71) Applicant: **THE PURE COMPANY GLOBAL, LLC**, Dallas, TX (US)
- (72) Inventor: **Deborah H. Jessup**, Pittsburgh, PA (US)
- (73) Assignee: **THE PURE COMPANY GLOBAL, LLC**, Dallas, TX (US)
- (\*\*) Term: **15 Years**
- (21) Appl. No.: **29/631,903**
- (22) Filed: **Jan. 3, 2018**
- (51) **LOC (11) Cl.** ..... **23-04**
- (52) **U.S. Cl.**  
USPC ..... **D23/364**
- (58) **Field of Classification Search**  
USPC ..... D23/355-366, 352, 369, 332, 333, 335, D23/336, 342, 351; 422/120, 122; 55/356, 473, 504; 96/97; D14/188, 170, D14/172; 261/DIG. 17, DIG. 65, 261/DIG. 88, DIG. 31; D18/34.6  
CPC .. A61L 9/16; A61L 9/22; B01D 47/00; B01D 47/027; B01D 2221/02; B01D 2259/4508; B03C 3/155; B03C 3/368; F24F 3/16; F24F 13/20; F24F 13/28; F24F 3/1405; F24F 3/1603; F24F 13/222  
See application file for complete search history.

4,671,270	A *	6/1987	Kato	.....	A62B 21/00
					128/202.26
D328,946	S *	8/1992	Havrilla	.....	D23/365
D346,017	S *	4/1994	Lim	.....	D23/332
D355,962	S *	2/1995	Chiu	.....	D23/364
5,753,000	A *	5/1998	Chiu	.....	B01D 46/24
					55/357
D434,843	S *	12/2000	Zaragoza	.....	D23/366
D439,318	S *	3/2001	Jackson	.....	D23/355
D493,874	S *	8/2004	Woods	.....	D23/364
D506,000	S *	6/2005	Christianson	.....	D23/364
D716,427	S *	10/2014	Lim	.....	D23/364
D757,921	S *	5/2016	Li	.....	D23/366
D806,843	S *	1/2018	McDonnell	.....	D23/355
D810,265	S *	2/2018	Chen	.....	D23/366
D827,802	S *	9/2018	Chen	.....	D23/366
D829,312	S *	9/2018	Riering-Czekalla	.....	D23/364
D831,181	S *	10/2018	Suarez	.....	D23/336
2012/0093683	A1 *	4/2012	Hishida	.....	A61L 9/122
					422/4

(Continued)

*Primary Examiner* — David G Muller  
*Assistant Examiner* — Nathan M Johnston  
(74) *Attorney, Agent, or Firm* — Workman Nydegger

(57) **CLAIM**

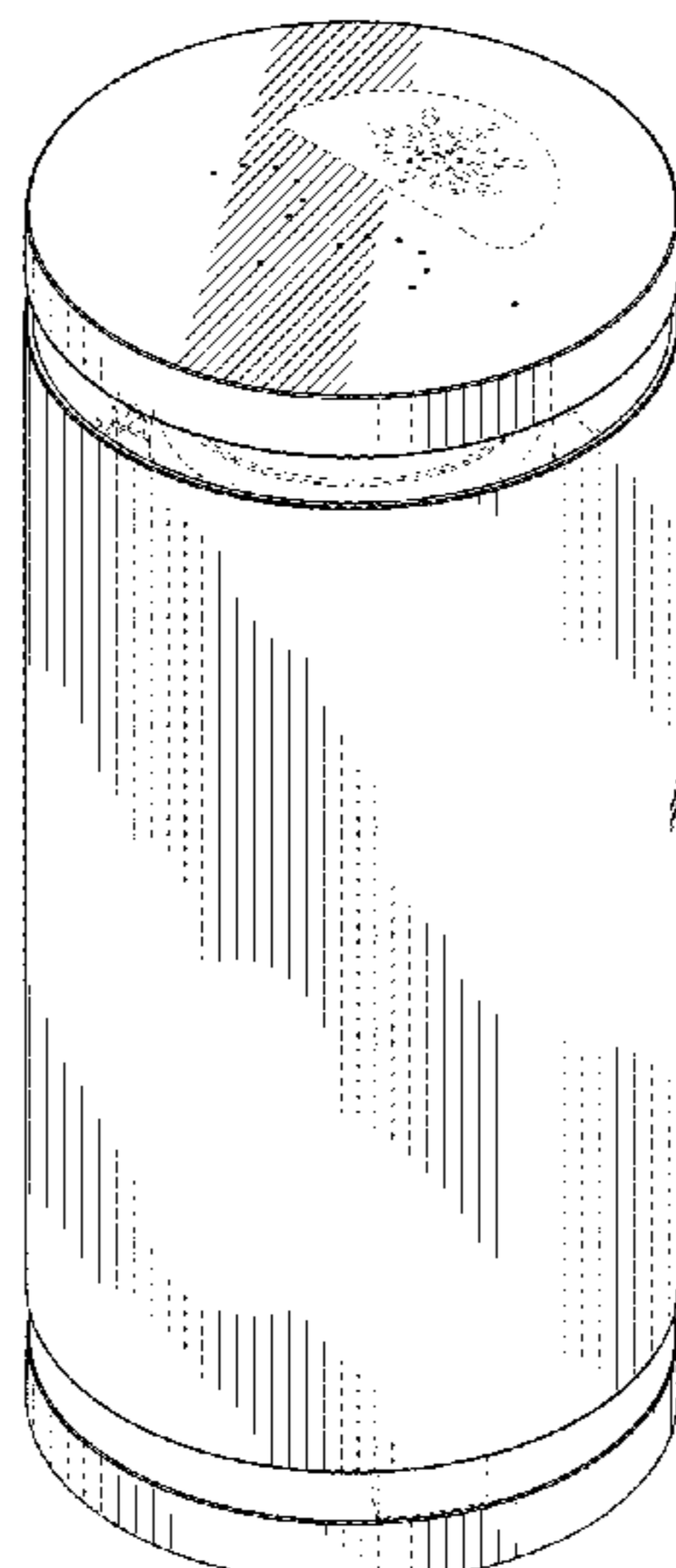
The ornamental design for an air purifier, as shown and described.

**DESCRIPTION**

FIG. 1 is a front perspective view of an air purifier showing the new design;  
FIG. 2 is a front elevation view thereof;  
FIG. 3 is a back elevation view thereof;  
FIG. 4 is a top plan view thereof;  
FIG. 5 is a bottom plan view thereof;  
FIG. 6 is a right elevation view thereof; and,  
FIG. 7 is a left elevation view thereof.  
The broken lines show portions of the design that form no part of the claimed design.

**1 Claim, 4 Drawing Sheets**

- (56) **References Cited**  
U.S. PATENT DOCUMENTS  
D156,589 S \* 12/1949 Wedderspoon ..... D23/336  
3,790,081 A \* 2/1974 Thornton ..... A01M 1/2055  
239/55  
D241,847 S \* 10/1976 Jones ..... D23/369  
D262,821 S \* 1/1982 Poore ..... D23/369  
D288,714 S \* 3/1987 Wilson ..... D23/366  
D289,858 S \* 5/1987 Duval ..... D23/366



(56)

**References Cited**

U.S. PATENT DOCUMENTS

2015/0285531 A1\* 10/2015 Lee ..... B65D 25/30  
62/271  
2017/0138622 A1\* 5/2017 Wang ..... F24F 13/20

\* cited by examiner

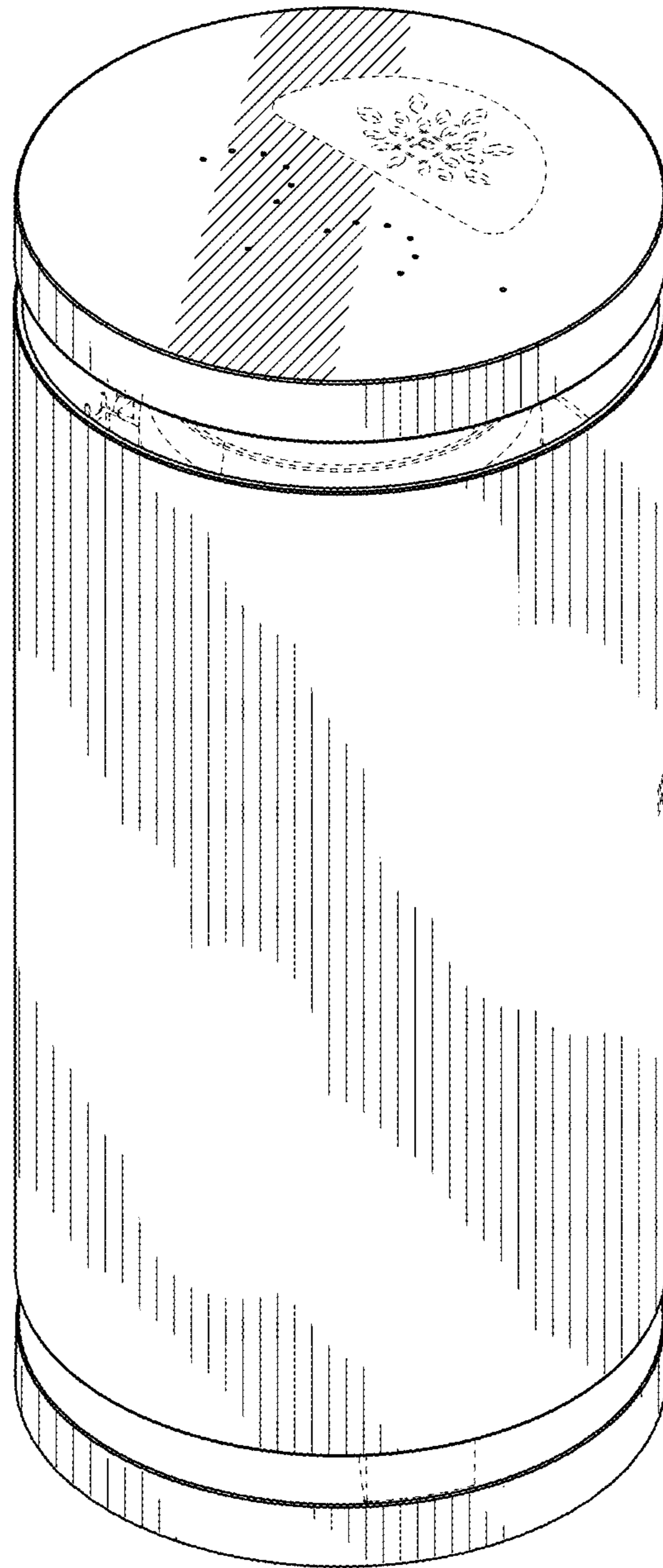


FIG. 1




FIG. 2


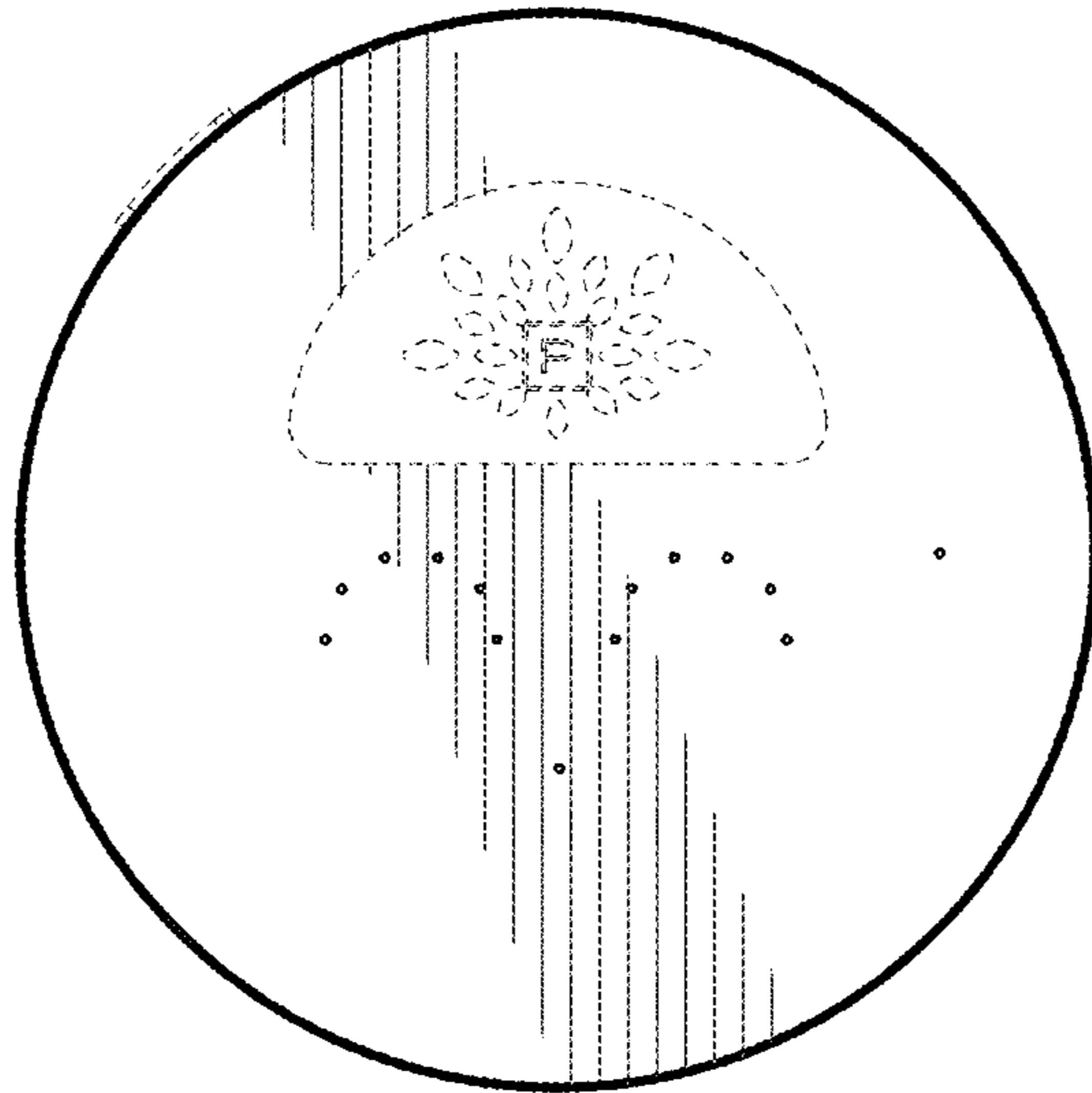
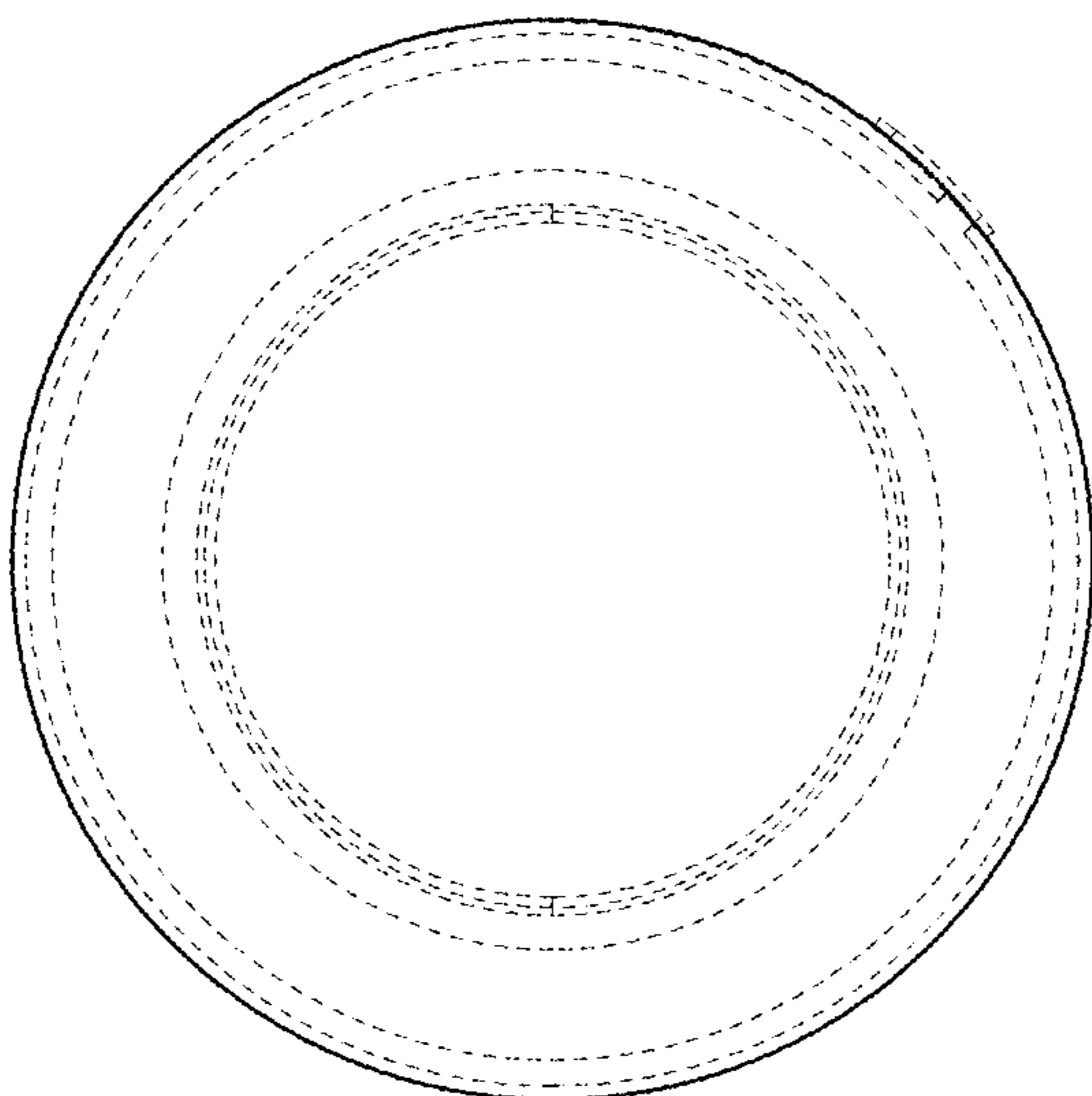


FIG. 3



**FIG. 4**



**FIG. 5**




FIG. 6




FIG. 7