



US00D854066S

(12) **United States Design Patent**  
**Colgrove et al.**

(10) **Patent No.:** **US D854,066 S**  
(45) **Date of Patent:** **\*\* Jul. 16, 2019**

- (54) **VIBRATORY SCREENING MACHINE**
- (71) Applicant: **Derrick Corporation**, Buffalo, NY (US)
- (72) Inventors: **James R. Colgrove**, Holland, NY (US);  
**Michael L. Peresan**, Strykersville, NY (US)
- (73) Assignee: **Derrick Corporation**, Buffalo, NY (US)
- (\*\*) Term: **15 Years**

3,642,133 A	2/1972	Venanzetti	
3,680,697 A	8/1972	Hubach	
3,688,902 A	9/1972	Hubach	
4,065,382 A	12/1977	Derrick, Jr.	
4,234,416 A	11/1980	Lower et al.	
4,572,782 A	2/1986	Smith et al.	
4,575,421 A	3/1986	Derrick et al.	
4,576,713 A	3/1986	Melin	
4,632,751 A	12/1986	Johnson et al.	
4,840,728 A *	6/1989	Connolly	B07B 1/46 209/397
4,861,463 A *	8/1989	Slesarenko	B07B 1/34 209/315
4,882,054 A *	11/1989	Derrick	B01D 33/0376 210/389

(Continued)

- (21) Appl. No.: **29/644,138**
- (22) Filed: **Apr. 15, 2018**

**Related U.S. Application Data**

- (63) Continuation of application No. 15/785,141, filed on Oct. 16, 2017.
- (51) **LOC (11) Cl.** ..... **15-09**
- (52) **U.S. Cl.**  
USPC ..... **D15/147**
- (58) **Field of Classification Search**  
USPC ..... D15/122, 147  
CPC .... B07B 1/36; B07B 1/46; B07B 1/48; B07B 1/28; B07B 2201/04; B07B 2230/01  
See application file for complete search history.

**References Cited**

**U.S. PATENT DOCUMENTS**

790,572 A	5/1905	Hickman	
821,874 A	5/1906	Kirksey	
2,576,794 A	11/1951	Jost et al.	
2,784,842 A	3/1957	Cover	
D203,480 S *	1/1966	Gardner	D15/147
3,232,431 A	2/1966	Musschoot et al.	
3,241,671 A	3/1966	Brauchla	
3,439,800 A	4/1969	Tonjes	

**FOREIGN PATENT DOCUMENTS**

CL	2015002647	4/2016
CL	2018000975	7/2018

(Continued)

*Primary Examiner* — Patricia A Palasik

(74) *Attorney, Agent, or Firm* — Jason P. Mueller; Adams and Reese LLP

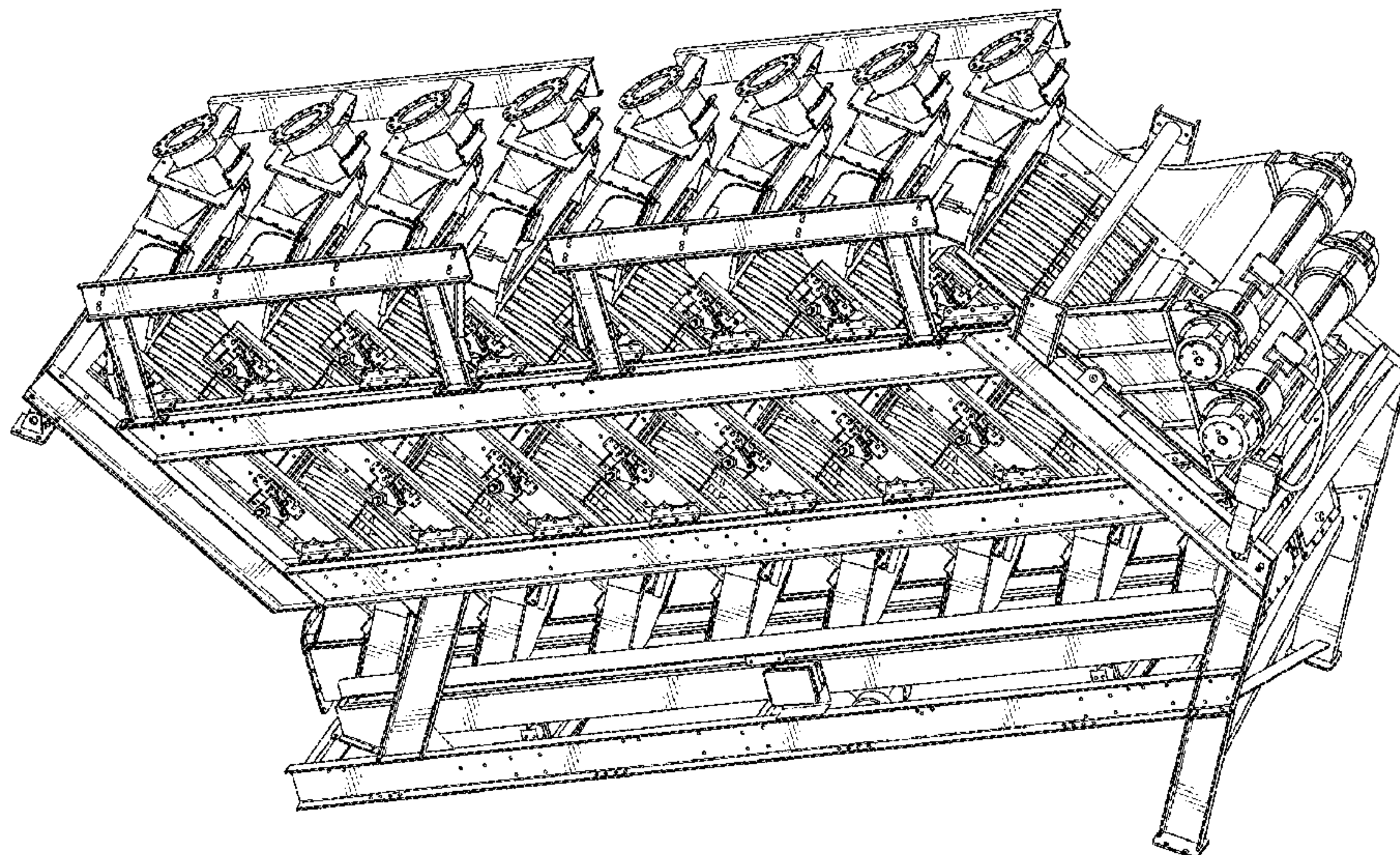
(57) **CLAIM**

The ornamental design for a vibratory screening machine, as shown and described.

**DESCRIPTION**

FIG. 1 is a top perspective view of a vibratory screening machine;  
 FIG. 2 is a bottom perspective view thereof;  
 FIG. 3 is a right side view thereof;  
 FIG. 4 is a left view thereof;  
 FIG. 5 is a front view thereof;  
 FIG. 6 is a back view thereof;  
 FIG. 7 is a top view thereof; and,  
 FIG. 8 is a bottom view thereof.

**1 Claim, 7 Drawing Sheets**



(56)

References Cited

U.S. PATENT DOCUMENTS

5,100,539 A \* 3/1992 Tsutsumi ..... B07B 1/46  
209/240

5,199,574 A 4/1993 Hollyfield, Jr. et al.

5,273,164 A 12/1993 Lyon

5,322,170 A 6/1994 Hadden

5,332,101 A \* 7/1994 Bakula ..... B07B 1/48  
160/328

5,337,901 A 8/1994 Skaer

5,417,858 A 5/1995 Derrick et al.

5,417,859 A 5/1995 Bakula

D360,888 S \* 8/1995 Timm ..... D15/147

5,538,139 A 6/1996 Keller

5,614,094 A \* 3/1997 Deister ..... B01D 33/015  
210/388

5,749,471 A 5/1998 Andersson

6,142,308 A 11/2000 Ghosh et al.

6,431,366 B2 \* 8/2002 Fallon ..... B07B 1/46  
209/311

6,540,089 B2 \* 4/2003 Brock ..... B01F 5/247  
209/234

6,698,594 B2 \* 3/2004 Cohen ..... B07B 1/005  
209/421

6,736,271 B1 5/2004 Hall

7,273,150 B2 \* 9/2007 Fridman ..... B07B 1/005  
198/313

D589,992 S \* 4/2009 Murphy ..... D15/147

D630,659 S \* 1/2011 Dibbs ..... D15/147

8,002,116 B1 8/2011 Cato

D732,095 S \* 6/2015 Infantino ..... B07B 13/10  
D15/147

9,409,209 B2 9/2016 Wojciechowski

D768,745 S \* 10/2016 Vetter ..... D15/147

D776,733 S \* 1/2017 Convery ..... D15/147

D822,084 S \* 7/2018 Hodgkiss ..... D15/147

D826,301 S \* 8/2018 Valletly ..... D15/147

2001/0052484 A1 \* 12/2001 Fallon ..... B07B 1/46  
209/659

2002/0153287 A1 10/2002 Fallon

2003/0178346 A1 \* 9/2003 Colgrove ..... B07B 1/42  
209/405

2003/0230541 A1 \* 12/2003 Derrick ..... B01D 33/0376  
210/780

2005/0045052 A1 \* 3/2005 Cohen ..... B02C 13/04  
100/104

2005/0082236 A1 \* 4/2005 Derrick ..... B01D 33/0376  
210/780

2006/0011520 A1 \* 1/2006 Schulte ..... B01D 33/033  
209/309

2006/0254964 A1 \* 11/2006 Richardson ..... B07B 1/42  
210/171

2007/0227954 A1 \* 10/2007 Nogalski ..... B07B 1/469  
209/404

2008/0093268 A1 4/2008 Hukki et al.

2008/0230448 A1 \* 9/2008 Wojciechowski .... B07B 1/4645  
209/254

2009/0173671 A1 \* 7/2009 O'Keeffe ..... B07B 1/46  
209/421

2009/0294335 A1 12/2009 Roppo et al.

2010/0018909 A1 \* 1/2010 Smith ..... B01D 33/0376  
209/269

2010/0308144 A1 \* 12/2010 Vroom ..... B02C 13/284  
241/73

2013/0220892 A1 \* 8/2013 Wojciechowski ..... B07B 1/30  
209/3.1

2013/0313168 A1 11/2013 Wojciechowski

2014/0262978 A1 9/2014 Wojciechowski

2014/0263103 A1 9/2014 Peresan et al.

2015/0224541 A1 8/2015 Dickinson et al.

2016/0158802 A1 \* 6/2016 Ong ..... B07B 1/005  
209/420

2016/0158805 A1 \* 6/2016 Massman ..... B07B 1/28  
209/315

2016/0207069 A1 7/2016 Pomerleau

2016/0310994 A1 10/2016 Wojciechowski

2018/0104719 A1 \* 4/2018 Colgrove ..... B07B 1/36

FOREIGN PATENT DOCUMENTS

CN	201183045	1/2009
CN	201337984	11/2009
CN	106824768	6/2017
DE	3601671	7/1987
GB	2532173	5/2016
SU	1080883	3/1984

\* cited by examiner



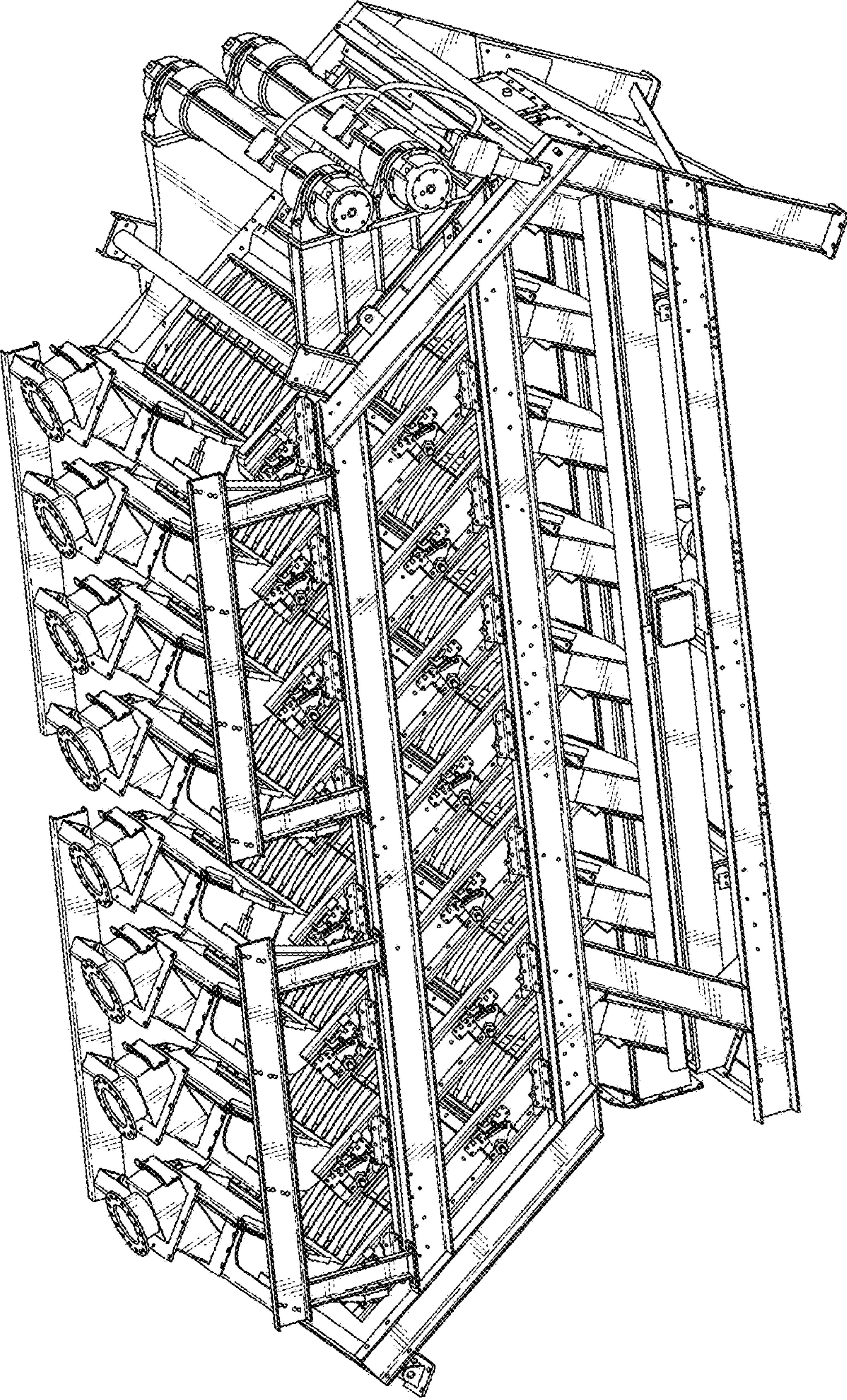


FIG. 1



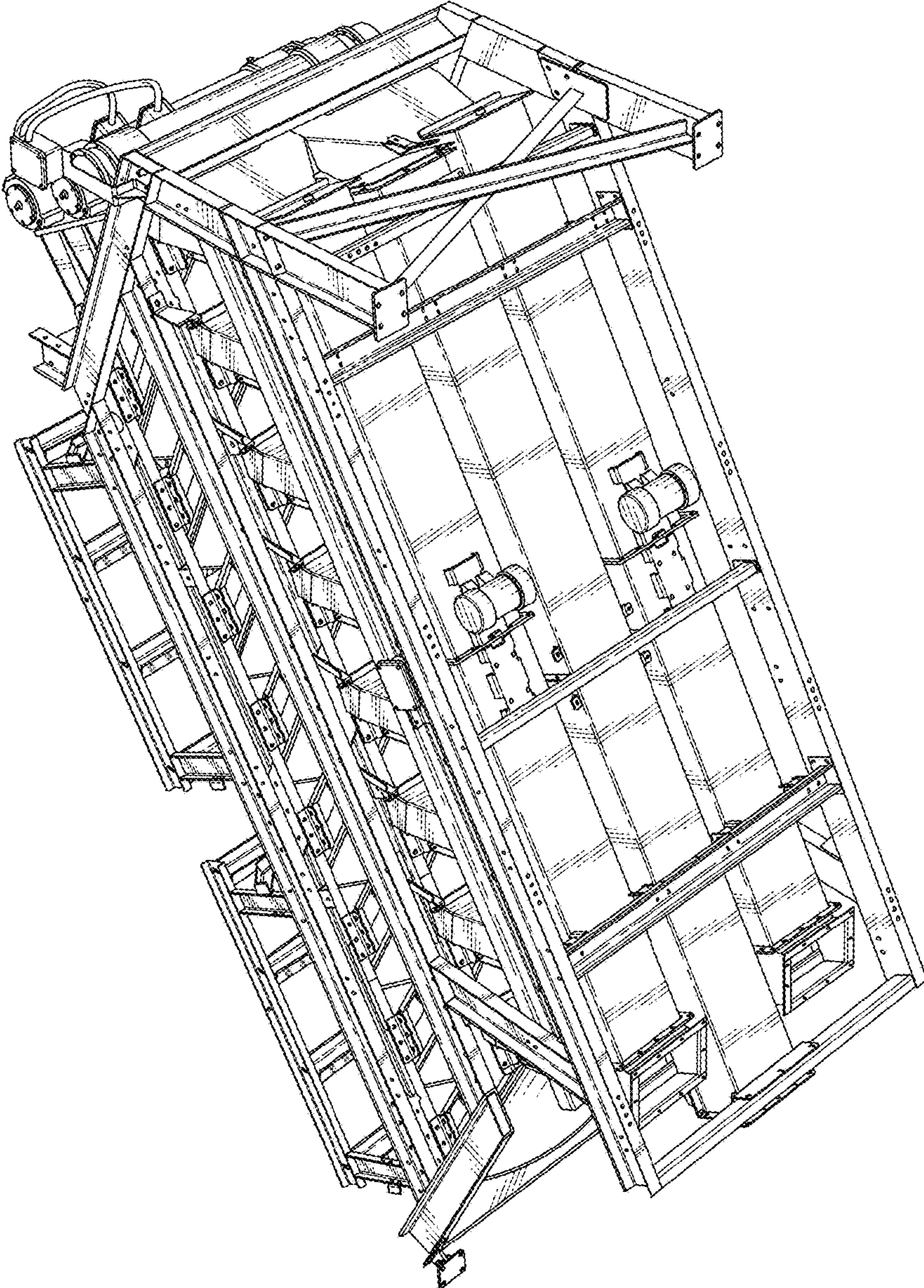


FIG. 2



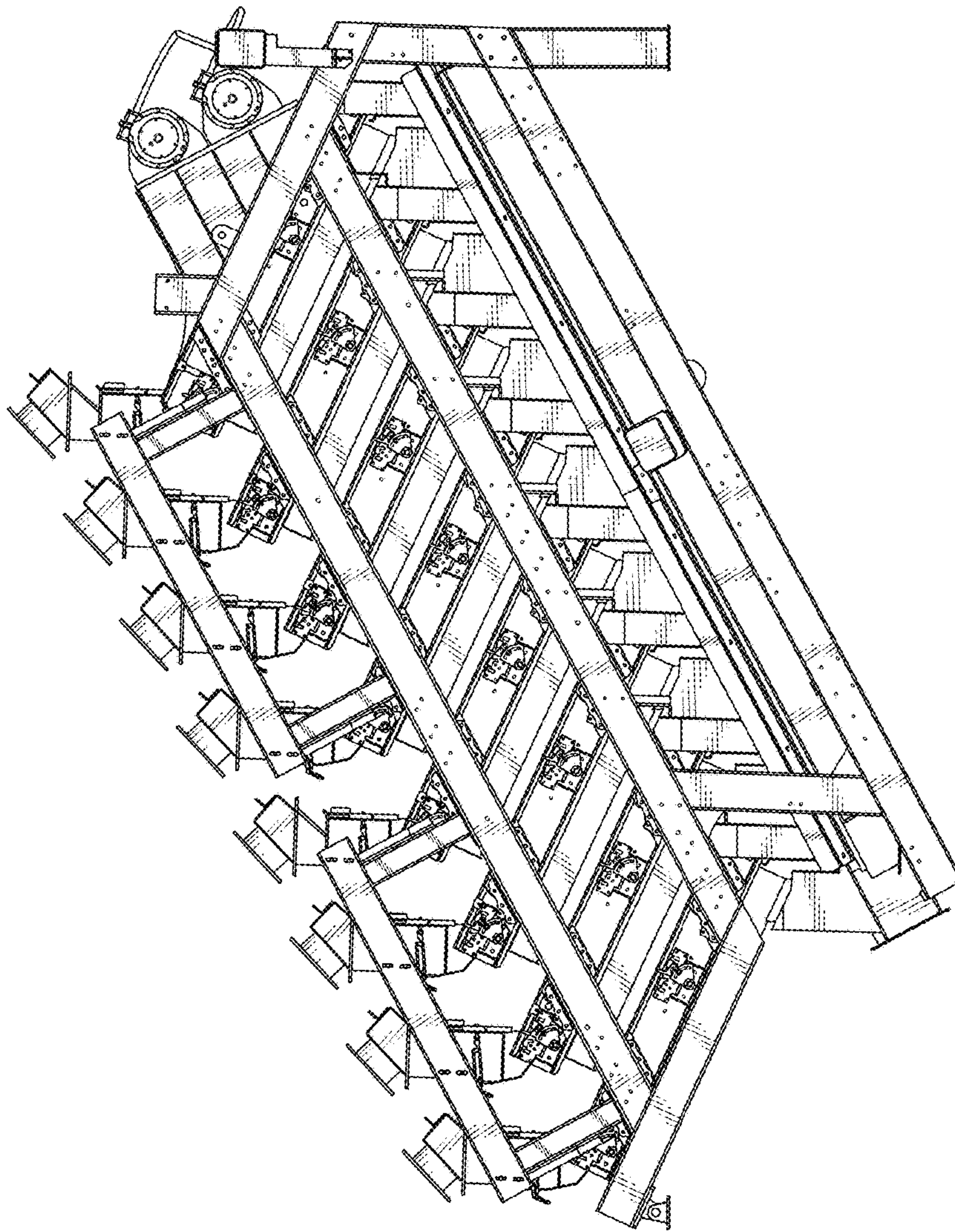


FIG. 3

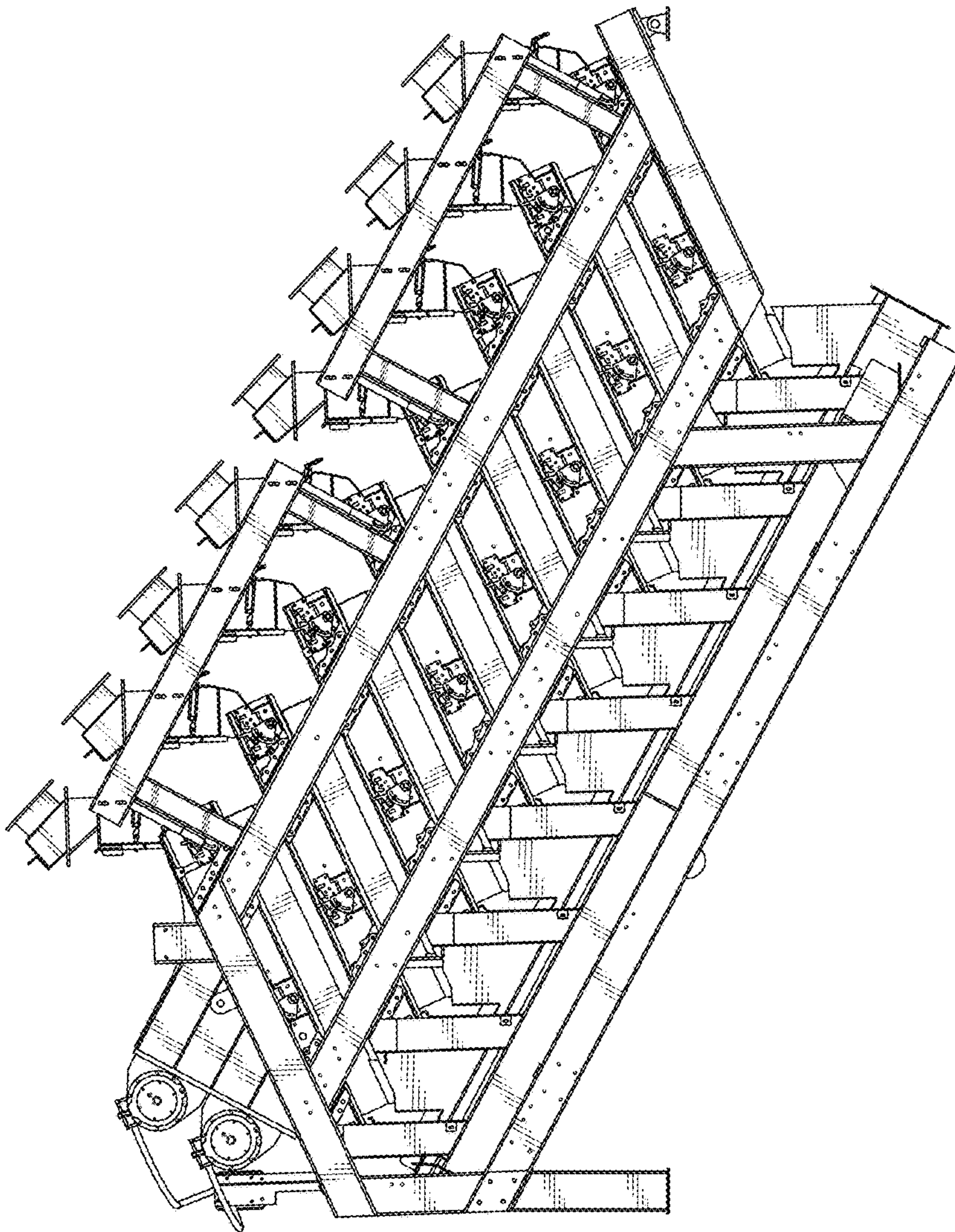


FIG. 4



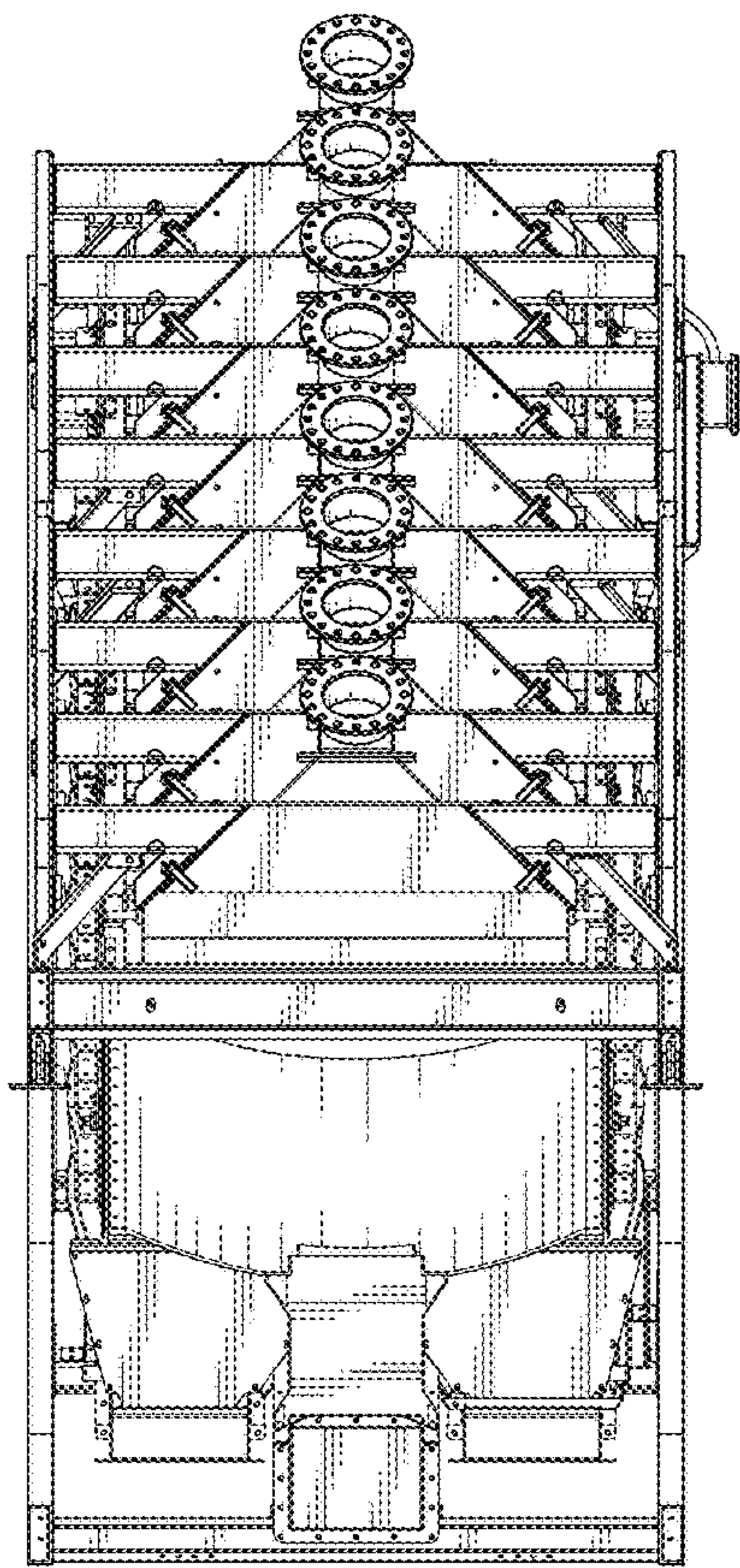


FIG. 5

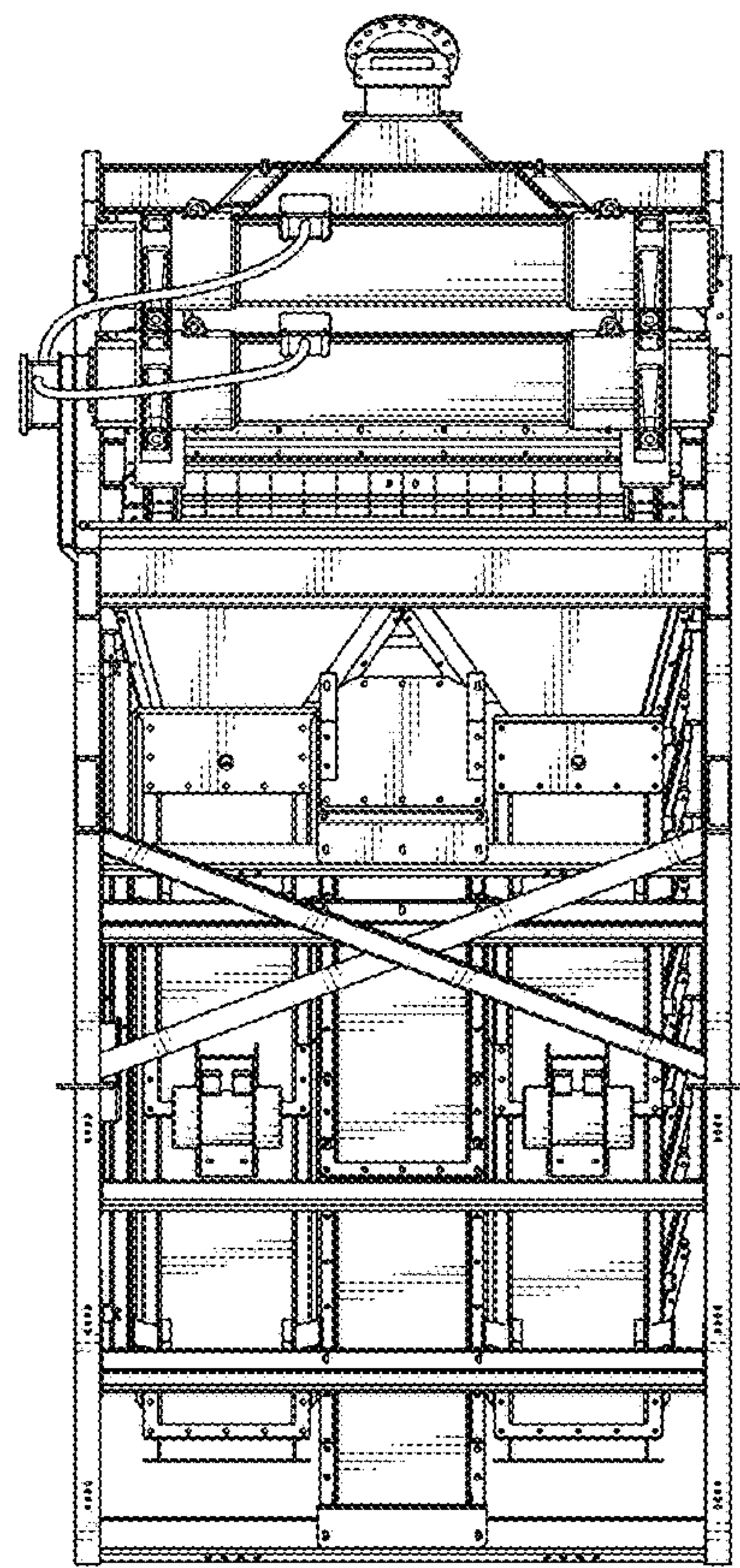


FIG. 6

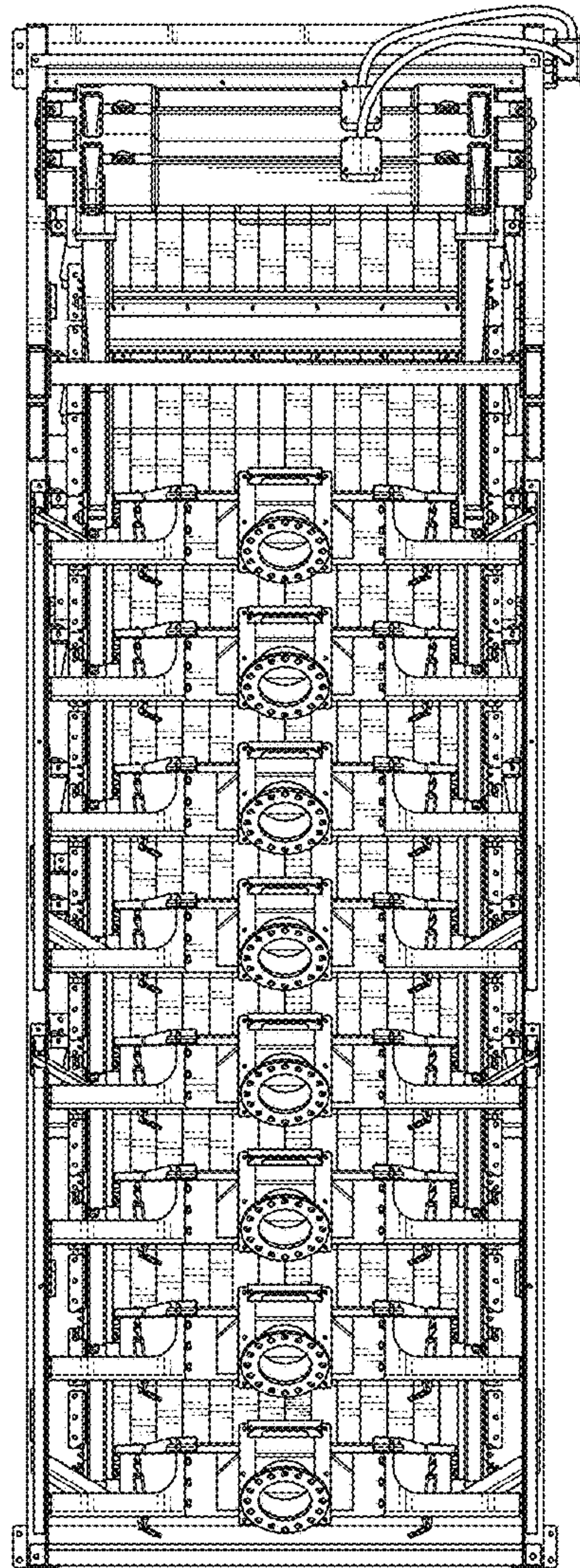


FIG. 7



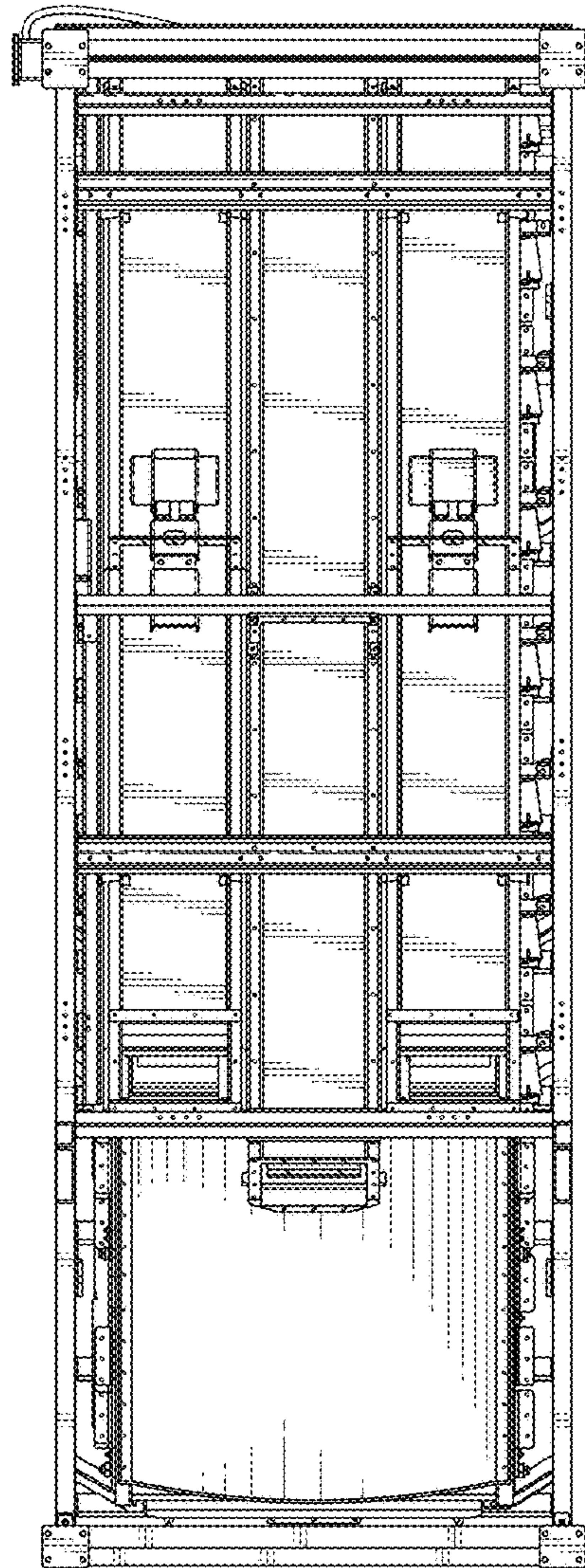


FIG. 8