



US00D854062S

(12) **United States Design Patent** (10) **Patent No.:** **US D854,062 S**  
**Kaeser et al.** (45) **Date of Patent:** **\*\* Jul. 16, 2019**

(54) **DRILL BIT**  
(71) Applicant: **Robert Bosch GmbH**, Stuttgart (DE)  
(72) Inventors: **Lorenz Kaeser**, Rüttenen (CH);  
**Alexander Frey**, Thun (CH)  
(73) Assignee: **Robert Bosch GmbH**, Stuttgart (DE)  
(\*\*) Term: **15 Years**

(21) Appl. No.: **29/576,430**  
(22) Filed: **Sep. 2, 2016**  
(51) **LOC (11) Cl.** ..... **15-09**  
(52) **U.S. Cl.**  
USPC ..... **D15/139**  
(58) **Field of Classification Search**  
USPC ..... D8/70; D15/131, 138, 139  
CPC ... B23B 31/005; B23B 51/02; B23B 2226/75;  
B23B 2251/248; B23B 2260/072; B23C  
5/10; B23D 77/00; B23G 5/064; Y10T  
407/19; Y10T 408/907  
See application file for complete search history.

(56) **References Cited**  
U.S. PATENT DOCUMENTS  
5,622,462 A \* 4/1997 Gakhar ..... B23B 51/02  
408/230  
6,036,410 A \* 3/2000 Shun'ko ..... B23B 51/02  
408/227  
6,931,967 B1 \* 8/2005 Chang ..... B25B 15/001  
81/125  
D520,537 S \* 5/2006 Cardew ..... D15/139  
7,096,768 B1 \* 8/2006 Chen ..... B25B 15/001  
81/125  
7,124,665 B1 \* 10/2006 Chen ..... B25B 13/12  
81/439  
7,387,054 B2 \* 6/2008 Rajotte ..... B25B 15/001  
279/75

(Continued)

*Primary Examiner* — Patricia A Palasik  
(74) *Attorney, Agent, or Firm* — Maginot, Moore & Beck  
LLP

(57) **CLAIM**  
The ornamental design for a drill bit, as shown and  
described.

**DESCRIPTION**

The patent or application file contains at least one drawing  
executed in color. Copies of this patent or patent application  
publication with color drawing(s) will be provided by the  
Office upon request and payment of the necessary fee.  
FIG. 1 is a front elevational view of a first embodiment of  
a drill bit showing our new design;  
FIG. 2 is a rear elevational view of the drill bit of FIG. 1;  
FIG. 3 is a left side elevational view of the drill bit of FIG.  
1;  
FIG. 4 is a right side elevational view of the drill bit of FIG.  
1;  
FIG. 5 is a top plan view of the drill bit of FIG. 1; and  
FIG. 6 is a bottom plan view of the drill bit of FIG. 1.  
FIG. 7 is a front elevational view of a second embodiment  
of a drill bit showing our new design;  
FIG. 8 is a rear elevational view of the drill bit of FIG. 7;  
FIG. 9 is a left side elevational view of the drill bit of FIG.  
7;  
FIG. 10 is a right side elevational view of the drill bit of FIG.  
7;  
FIG. 11 is a top plan view of the drill bit of FIG. 7; and,  
FIG. 12 is a bottom plan view of the drill bit of FIG. 7.  
The broken lines shown in the drawings depict unclaimed  
environmental subject matter. The dash-dot-dash lines iden-  
tify boundaries of the claimed design and form no part of the  
claimed design. The contrast in shading within the claim  
boundary represents a contrast in appearance only and does  
not represent any particular color, material, texture, or finish.

**1 Claim, 6 Drawing Sheets**  
**(6 of 6 Drawing Sheet(s) Filed in Color)**



(56)

References Cited

U.S. PATENT DOCUMENTS

D623,036 S \* 9/2010 DeBaker ..... D8/86  
 7,942,426 B2 \* 5/2011 Peters ..... B23B 51/12  
 279/143  
 D724,125 S \* 3/2015 Pierce ..... D15/139  
 D737,875 S \* 9/2015 Santamarina ..... D15/139  
 D752,408 S \* 3/2016 Moss ..... D8/86  
 D764,251 S \* 8/2016 Hsu ..... D8/86  
 D767,658 S \* 9/2016 Creager ..... D15/148  
 D770,550 S \* 11/2016 Creager ..... D15/148  
 D772,945 S \* 11/2016 Fox ..... D15/5  
 D782,539 S \* 3/2017 Fox ..... D15/5  
 D786,936 S \* 5/2017 Manning ..... D15/5  
 D789,175 S \* 6/2017 Manning ..... D8/330  
 D789,761 S \* 6/2017 Moss ..... D8/86  
 2008/0056836 A1 \* 3/2008 Shiao ..... B23B 31/005  
 408/191  
 2008/0216618 A1 \* 9/2008 Chen ..... B25B 23/12  
 81/451  
 2009/0139379 A1 \* 6/2009 Chiang ..... B25B 23/0035  
 81/438  
 2009/0165606 A1 \* 7/2009 Hsien ..... B25B 23/0035  
 81/438  
 2009/0174157 A1 \* 7/2009 Chang ..... B25B 15/001  
 279/99  
 2010/0054881 A1 \* 3/2010 Thomas ..... B23B 51/02  
 408/1 BD  
 2011/0197721 A1 \* 8/2011 DeBaker ..... B25B 15/002  
 81/436  
 2012/0003057 A1 \* 1/2012 Leyba ..... B23B 31/005  
 408/226

2012/0087753 A1 \* 4/2012 Kataoka ..... B23B 51/02  
 408/1 R  
 2012/0201619 A1 \* 8/2012 Olsson ..... B23B 51/02  
 408/230  
 2012/0256144 A1 \* 10/2012 Pierce ..... B23B 51/00  
 254/134.3 R  
 2012/0275875 A1 \* 11/2012 Gischus ..... B23B 31/005  
 408/226  
 2013/0209183 A1 \* 8/2013 Chuo ..... B23B 51/02  
 407/32  
 2014/0183827 A1 \* 7/2014 Keightley ..... B23B 31/005  
 279/30  
 2014/0294529 A1 \* 10/2014 Takai ..... B23B 51/02  
 408/229  
 2015/0016908 A1 \* 1/2015 Matsushita ..... B23P 15/32  
 408/199  
 2015/0071718 A1 \* 3/2015 Kauper ..... B23B 51/02  
 407/54  
 2015/0321267 A1 \* 11/2015 Takai ..... B23B 51/06  
 408/59  
 2016/0052069 A1 \* 2/2016 Kauper ..... B23B 51/02  
 408/144  
 2016/0151842 A1 \* 6/2016 Bjork ..... B23B 51/06  
 408/59  
 2016/0167139 A1 \* 6/2016 Ogawa ..... C23C 30/005  
 408/1 R  
 2016/0228130 A1 \* 8/2016 Koljaka ..... A61B 17/1615  
 2016/0228954 A1 \* 8/2016 Lemmer ..... B23B 51/009  
 2016/0229010 A1 \* 8/2016 Wang ..... B23P 15/32  
 2017/0021434 A1 \* 1/2017 Kauper ..... B23C 5/16  
 2017/0056981 A1 \* 3/2017 Higashiwaki ..... B23B 35/00

\* cited by examiner




FIG. 1

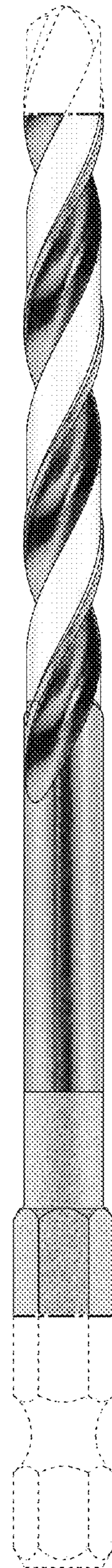


FIG. 2

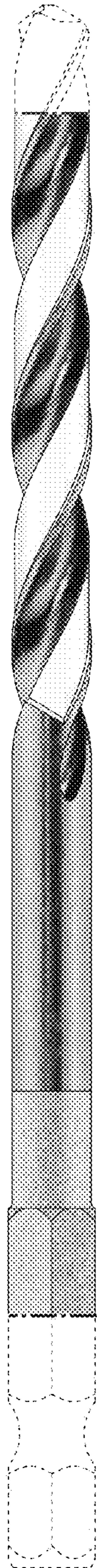


FIG. 3




FIG. 4

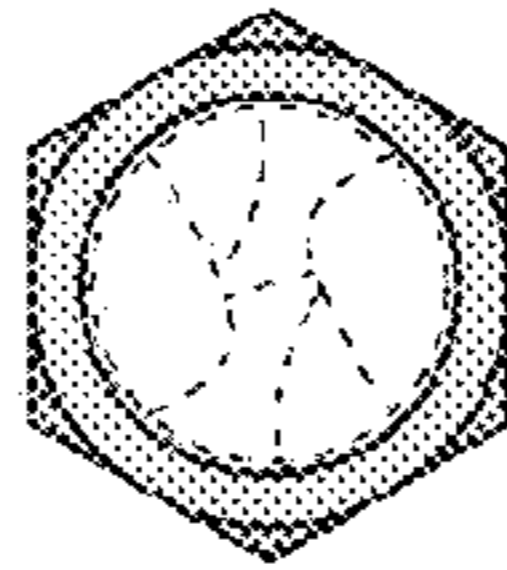


FIG. 5

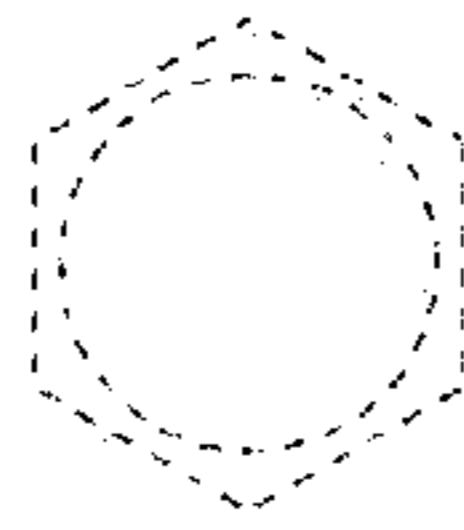


FIG. 6




FIG. 7

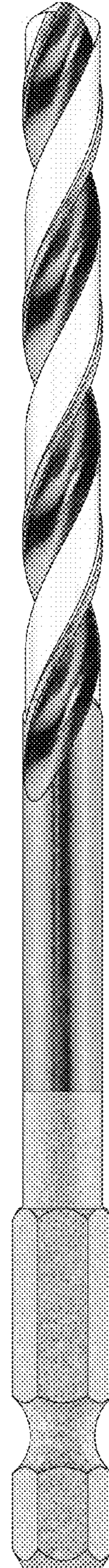


FIG. 8




FIG. 9



FIG. 10

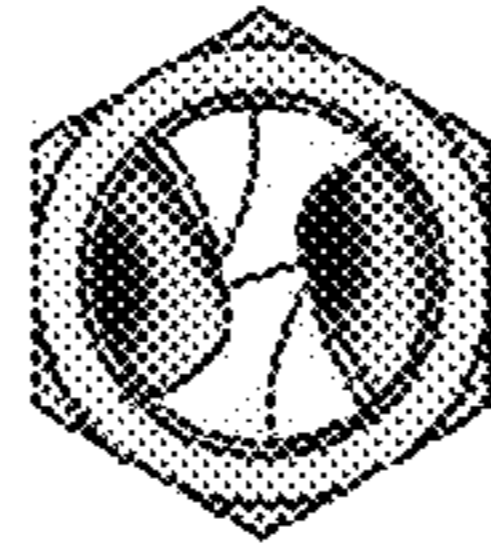


FIG. 11

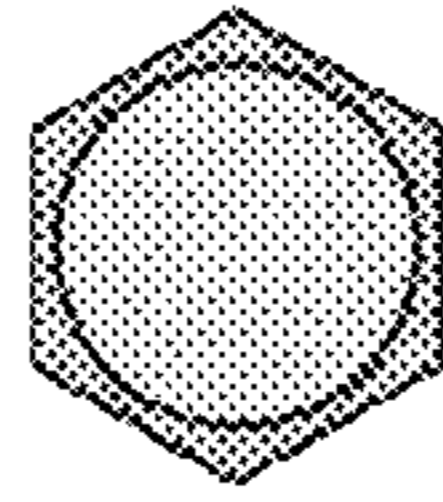


FIG. 12