



US00D854056S

(12) **United States Design Patent**
Futagami et al.

(10) **Patent No.:** **US D854,056 S**

(45) **Date of Patent:** **** Jul. 16, 2019**

(54) **ENGINE HOOD FOR WORK MACHINE**

(71) Applicant: **Kubota Corporation**, Osaka-shi (JP)

(72) Inventors: **Gen Futagami**, Sakai (JP); **Taiki Furuki**, Sakai (JP)

(73) Assignee: **Kubota Corporation**, Osaka (JP)

(**) Term: **15 Years**

(21) Appl. No.: **29/609,751**

(22) Filed: **Jul. 5, 2017**

(30) **Foreign Application Priority Data**

Jan. 10, 2017 (JP) 2017-000188

(51) **LOC (11) Cl.** **15-03**

(52) **U.S. Cl.**
USPC **D15/31**

(58) **Field of Classification Search**
USPC D15/10, 11, 13-17, 28, 22-26, 30, 31;
D12/173; 56/13.3, 13.4, 15.8, 15.9,
56/320.1; 180/89.1, 89.12, 900, 69.2,
180/68.1, 69.1

CPC B62D 49/00-085; B62D 25/10; B62D
25/00; B60R 19/52; B60R 21/38

See application file for complete search history.

(56) **References Cited**

U.S. PATENT DOCUMENTS

D537,090 S * 2/2007 Kuwae D15/31
D546,351 S * 7/2007 Arthur D15/31
D586,828 S * 2/2009 Staines D15/31
D591,777 S * 5/2009 Kokitkar D15/31
D596,205 S * 7/2009 Kawashiri D15/31

D605,669 S * 12/2009 Matsumoto D15/31
D624,944 S * 10/2010 Major D15/31
D642,598 S * 8/2011 Wikner D15/31
D668,270 S 10/2012 Kushita et al.
D675,233 S 1/2013 Kushita et al.
D675,234 S 1/2013 Kushita
D680,562 S * 4/2013 Park D15/31
D729,851 S 5/2015 Kushita et al.
D733,767 S 7/2015 Kushita et al.
D754,215 S * 4/2016 Okuyama D15/31
D767,645 S * 9/2016 Okuyama D15/31
D778,963 S * 2/2017 Yang D15/31
D778,964 S * 2/2017 Yang D15/31
D804,539 S * 12/2017 Okuyama D15/31

* cited by examiner

Primary Examiner — Mark A Goodwin

(74) *Attorney, Agent, or Firm* — The Webb Law Firm

(57) **CLAIM**

The ornamental design for an engine hood for work machine, as shown and described.

DESCRIPTION

FIG. 1 is a front view of an engine hood for work machine showing our new design;

FIG. 2 is a rear view thereof;

FIG. 3 is a left side view thereof;

FIG. 4 is a right side view thereof;

FIG. 5 is a top view thereof;

FIG. 6 is a bottom view thereof;

FIG. 7 is an upper front left perspective view thereof;

FIG. 8 is an upper rear left perspective view thereof; and,

FIG. 9 is an upper front right perspective view thereof.

The portions of the engine hood for work machine shown in broken lines for no part of the claimed design.

1 Claim, 9 Drawing Sheets






FIG. 1



FIG. 2




FIG. 3

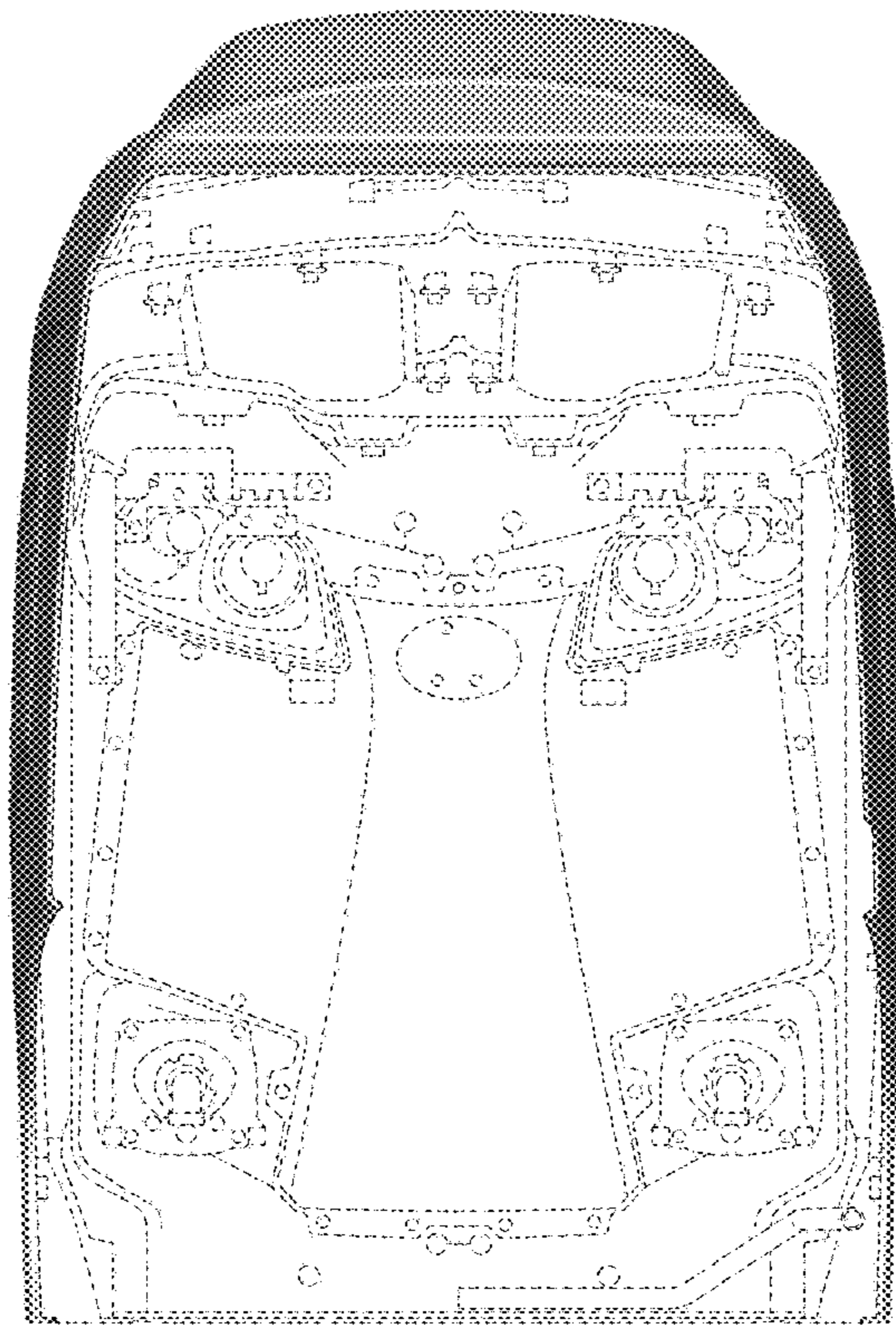


FIG. 4




FIG. 5

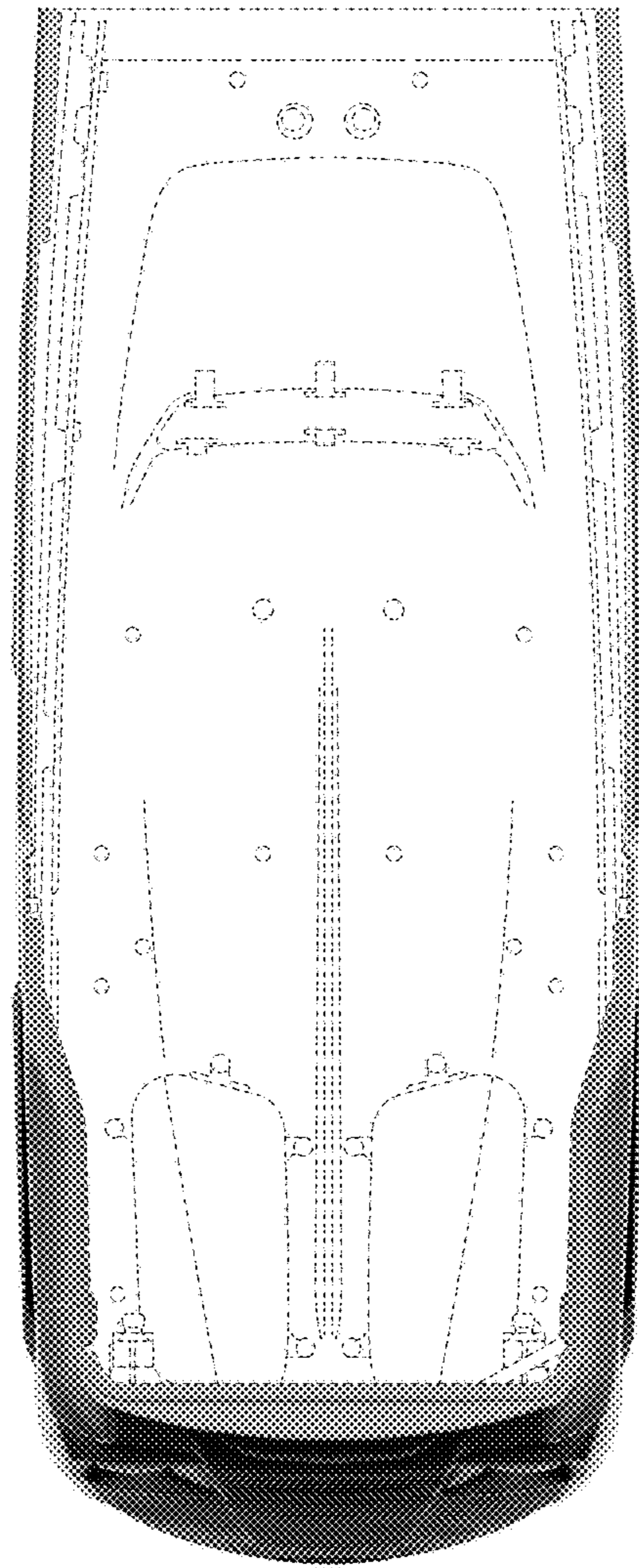


FIG. 6



FIG. 7




FIG. 8




FIG. 9