



US00D854052S

(12) **United States Design Patent** (10) **Patent No.:** **US D854,052 S**
Jensen (45) **Date of Patent:** **** Jul. 16, 2019**

(54) **LAWN MOWER BLADE**
(71) Applicant: **Clayton Jensen**, Maryfield (CA)
(72) Inventor: **Clayton Jensen**, Maryfield (CA)
(**) Term: **15 Years**
(21) Appl. No.: **29/643,779**
(22) Filed: **Apr. 11, 2018**
(51) **LOC (11) Cl.** **15-03**
(52) **U.S. Cl.**
USPC **D15/17**
(58) **Field of Classification Search**
USPC D15/14, 17, 28; D8/4-12, 16, 20
CPC A01D 34/67; A01D 34/69; A01D 34/4116;
A01D 34/4168; A01D 34/47; A01D
34/53; A01D 34/005; A01D 34/03; A01D
34/412; A01D 34/416; A01D 34/4165;
A01D 34/00; A01D 34/43; A01D 34/63;
A01D 34/661; A01D 34/664; A01D
34/73; A01D 34/006; A01D 34/64; A01D
34/82; A01D 34/001; A01D 34/008;
A01D 34/828; A01D 34/74; A01D 34/78;
A01D 34/824; A01D 2101/00; A01D
43/063; A01D 43/077; A01D 43/14;
A01D 42/005; A01D 42/04; Y10S 56/17;
Y10S 56/20
See application file for complete search history.

(56) **References Cited**
U.S. PATENT DOCUMENTS
3,445,992 A * 5/1969 Fischer A01D 34/73
56/295
5,094,065 A * 3/1992 Azbell A01D 34/005
56/255
5,343,681 A * 9/1994 de Jong A01D 34/736
56/255
D357,691 S * 4/1995 Bryant D15/17

5,775,078 A * 7/1998 Warren A01D 34/73
56/17.5
6,301,868 B1 * 10/2001 Siplinger A01D 34/73
56/255
D450,066 S * 11/2001 Monesmith D15/17
6,490,850 B1 * 12/2002 Seegert A01D 34/005
56/255
D482,700 S * 11/2003 Lancaster D15/17
D487,098 S * 2/2004 Arfstrom D15/17
D598,475 S * 8/2009 Roth D15/17
D622,740 S * 8/2010 Roth D15/17
D627,797 S * 11/2010 Neuerburg D15/17
D649,981 S * 12/2011 Roth D15/17
D695,790 S 12/2013 Carra
D696,301 S * 12/2013 DeLeon D15/17
D710,396 S * 8/2014 Nie D15/17
D758,456 S * 6/2016 Poole D15/17
D759,126 S * 6/2016 Johnson A01D 34/736
D15/17
D766,332 S * 9/2016 Poole D15/17
9,468,144 B2 * 10/2016 Kurioka A01D 34/68
D781,927 S * 3/2017 Craven D15/17
D786,310 S * 5/2017 Southwell D15/17

(Continued)

Primary Examiner — Mark A Goodwin
(74) *Attorney, Agent, or Firm* — Bennett Jones LLP

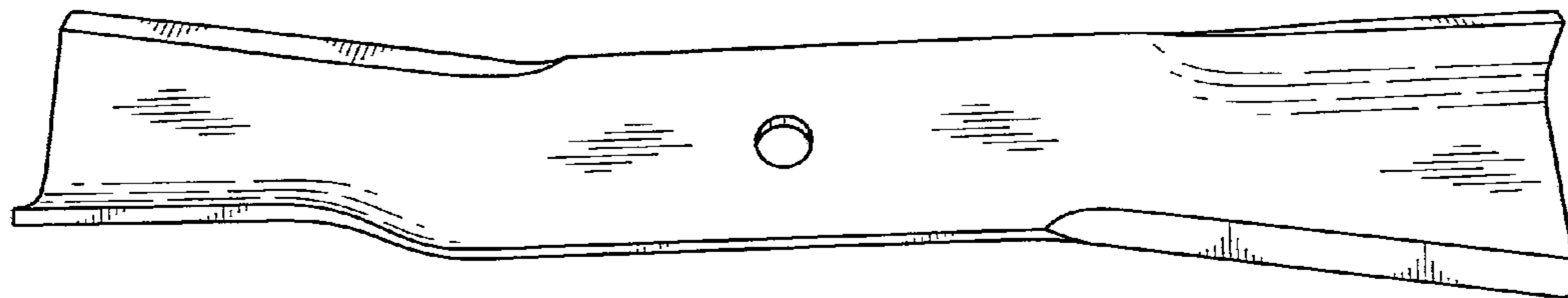
(57) **CLAIM**

The ornamental design for a lawn mower blade, as shown and described herein.

DESCRIPTION

FIG. 1 is a perspective view of a lawn mower blade of the present invention;
FIG. 2 is a plan top view of the design shown in FIG. 1;
FIG. 3 is a plan bottom view of the design shown in FIG. 1;
FIG. 4 is a front elevation view (back elevation view identical) of the design shown in FIG. 1; and,
FIG. 5 is a left side elevation view (right side elevation view identical) of the design shown in FIG. 1.

1 Claim, 3 Drawing Sheets



(56)

References Cited

U.S. PATENT DOCUMENTS

D801,394 S 10/2017 Southwell et al.
9,930,829 B2* 4/2018 Schaedler A01D 34/003

* cited by examiner

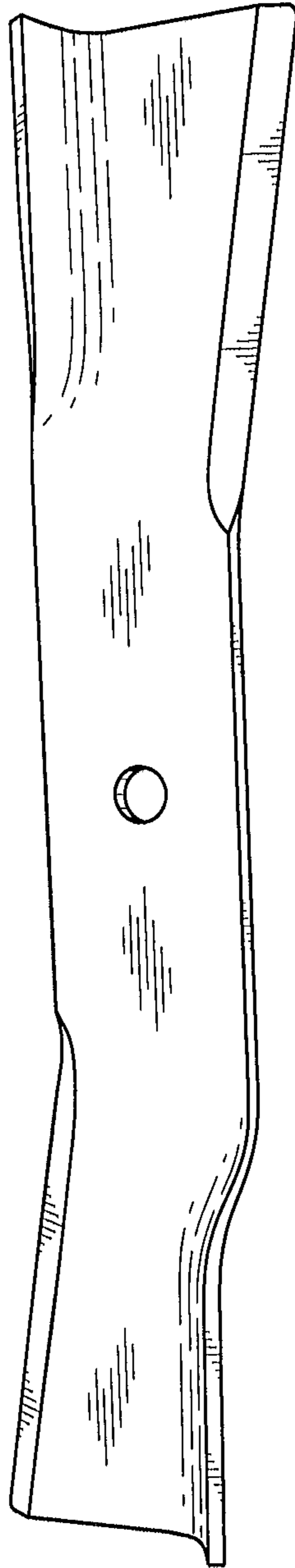


FIG. 1

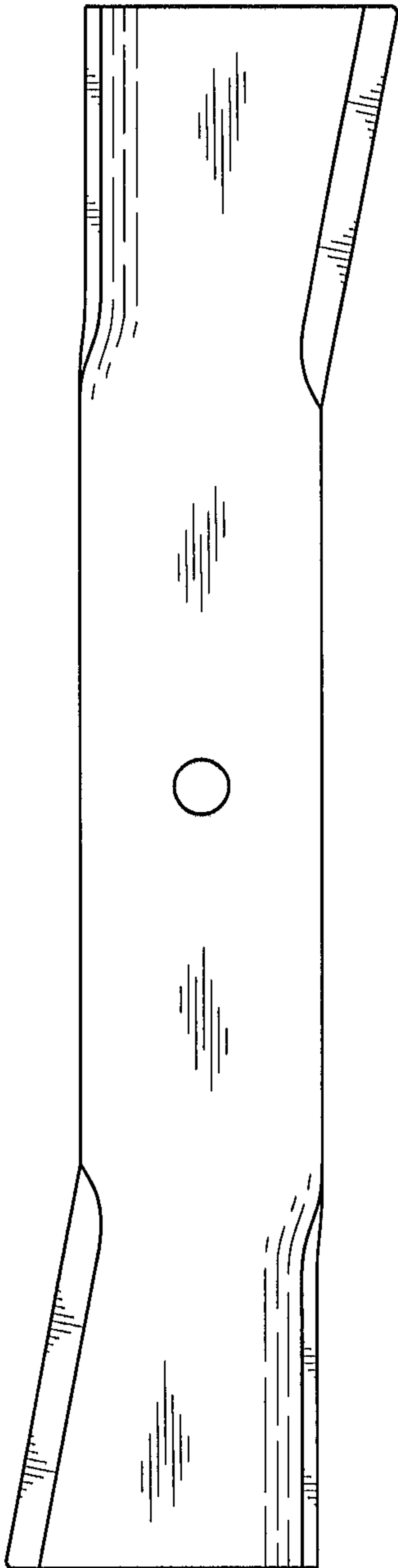


FIG. 2

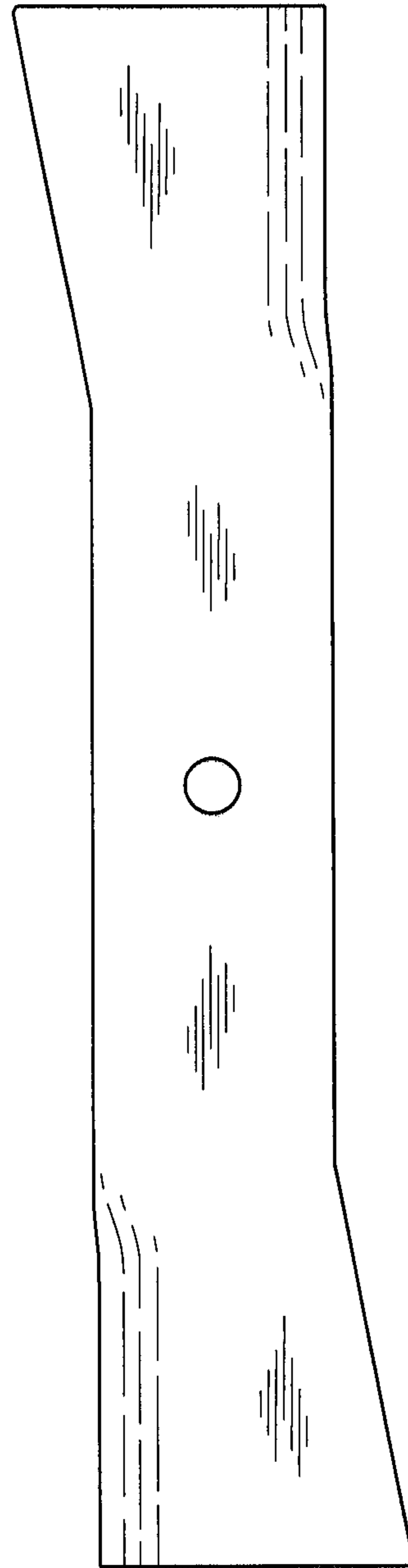


FIG. 3

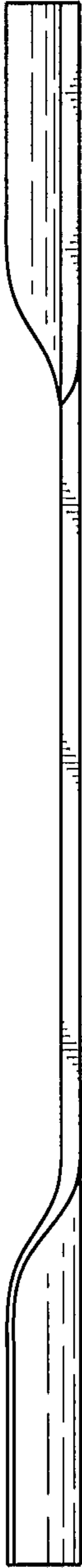


FIG. 4

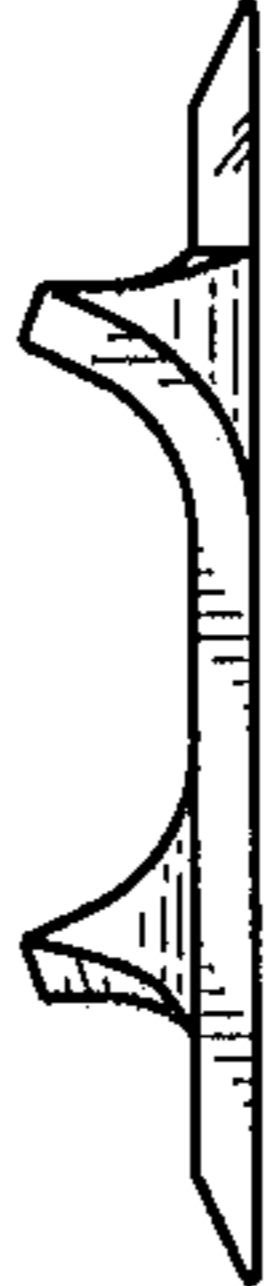


FIG. 5