



US00D854045S

(12) **United States Design Patent**
King et al.

(10) **Patent No.:** **US D854,045 S**

(45) **Date of Patent:** **** *Jul. 16, 2019**

(54) **DISPLAY SCREEN OR PORTION THEREOF WITH TRANSITIONAL GRAPHICAL USER INTERFACE**

(71) Applicant: **Domo, Inc.**, American Fork, UT (US)

(72) Inventors: **Brandon King**, Salt Lake City, UT (US); **Nathan Thomson**, Provo, UT (US)

(73) Assignee: **Domo, Inc.**, American Fork, UT (US)

(*) Notice: This patent is subject to a terminal disclaimer.

(**) Term: **15 Years**

(21) Appl. No.: **29/622,383**

(22) Filed: **Oct. 17, 2017**

(51) **LOC (11) Cl.** **14-04**

(52) **U.S. Cl.**
USPC **D14/488**

(58) **Field of Classification Search**
USPC D14/485, 486, 488
CPC G06F 3/048; G06F 3/0481; G06F 3/04812; G06F 3/0484; G06F 3/04815; G06F 3/04817; G06F 3/0482; G06F 3/04845; G06F 3/04847; G06F 3/0487; G06F 3/0488; G06F 3/04883; G06F 3/04886; G06F 3/0489

See application file for complete search history.

(56) **References Cited**

U.S. PATENT DOCUMENTS

D608,786 S *	1/2010	Jasinski	D14/485
D624,087 S *	9/2010	Anderson	D14/485
D638,433 S *	5/2011	Urdan	D14/488
D645,877 S *	9/2011	Cavanaugh	D14/488
D708,207 S *	7/2014	Yang	D14/488
D717,812 S *	11/2014	Wood	G06F 3/04817
				D14/485

D746,335 S *	12/2015	Nogami	D14/485
D751,094 S *	3/2016	Moon	D14/486
D759,668 S *	6/2016	Kim	D14/485
D765,702 S *	9/2016	Song	D14/486
D770,468 S *	11/2016	Carlson	D14/485
D771,107 S *	11/2016	Spector	D14/486
D771,642 S *	11/2016	Edstrom	D14/485
D772,239 S *	11/2016	Lim	D14/485
D772,240 S *	11/2016	Edstrom	D14/485
D772,892 S *	11/2016	Kim	D14/485
D785,642 S *	5/2017	Woo	D14/485
D785,664 S *	5/2017	Yao	D14/486
D788,806 S *	6/2017	Anzures	D14/486
D790,575 S *	6/2017	Anzures	D14/486
D807,378 S *	1/2018	Imamura	D14/485
D807,913 S *	1/2018	Lee	D14/488
D813,879 S *	3/2018	Yamazaki	D14/485
D814,494 S *	4/2018	Stiansen	D14/486

(Continued)

Primary Examiner — Melanie H Tung

(74) *Attorney, Agent, or Firm* — Patent Law Works LLP

(57) **CLAIM**

The ornamental design for a display screen or portion thereof with transitional graphical user interface, as shown and described.

DESCRIPTION

FIG. 1 is a front view of the first image of a display screen or portion thereof with transitional graphical user interface showing the new design;



FIG. 2 is a front view of the second image thereof;

FIG. 3 is a front view of the third image thereof; and,

FIG. 4 is a front view of the fourth image thereof.

The appearance of the image transitions sequentially between the images shown in FIGS. 1-4. The process or period in which an image transitions to another forms no part of the claimed design. The broken line showing of the display screen or portion thereof forms no part of the claimed design.

1 Claim, 4 Drawing Sheets



(56)

References Cited

U.S. PATENT DOCUMENTS

D815,120 S *	4/2018	Watanabe	D14/485
D817,978 S *	5/2018	Kato	D14/485
D818,474 S *	5/2018	Kato	D14/485
D819,658 S *	6/2018	Han	D14/485

* cited by examiner




Fig. 1




Fig. 2




Fig. 3




Fig. 4