



US00D854039S

(12) **United States Design Patent**
Kirsanov et al.

(10) **Patent No.:** **US D854,039 S**
(45) **Date of Patent:** **** Jul. 16, 2019**

(54) **DISPLAY PANEL PORTION WITH ANIMATED GRAPHICAL USER INTERFACE**

D794,650 S * 8/2017 Lee D14/485
D798,333 S * 9/2017 Dascola D14/486
D803,865 S * 11/2017 Nedelka D14/488

(71) Applicant: **JetSmarter Inc.**, Fort Lauderdale, FL (US)

(Continued)

(72) Inventors: **Mikhail Kirsanov**, Fort Lauderdale, FL (US); **Vadim Kondratiev**, Fort Lauderdale, FL (US); **Anna Mininkova**, Fort Lauderdale, FL (US)

(73) Assignee: **JetSmarter Inc.**, Fort Lauderdale, FL (US)

(**) Term: **15 Years**

(21) Appl. No.: **29/639,800**

(22) Filed: **Mar. 8, 2018**

(51) **LOC (11) Cl.** **14-04**

(52) **U.S. Cl.**
USPC **D14/486**

(58) **Field of Classification Search**

USPC D14/485-495; D5/20, 26, 30, 40, 63-65; D20/10, 11, 22, 27, 39, 40
CPC G06F 3/048-04897; G06F 15/0266; G06F 17/30011; G06F 2203/04808; G06Q 10/02; G06Q 10/06; G06Q 10/10; G06Q 10/109; G06Q 10/1093; G06Q 10/1095; G06Q 10/06311; H04M 1/72519-72561
See application file for complete search history.

(56) **References Cited**

U.S. PATENT DOCUMENTS

D711,897 S * 8/2014 Chaudhri D14/486
D740,833 S * 10/2015 Bae D14/485
D770,475 S * 11/2016 Choi D14/485
D772,906 S * 11/2016 Fu D14/486
D780,212 S * 2/2017 Bae D14/487
D781,311 S * 3/2017 Rad D14/485

OTHER PUBLICATIONS

JetSmarter's New Sharedcharter, by Gollan, privatejetcardcomparisons.com [online], published on Jul. 14, 2017, [retrieved on Nov. 2, 2018], retrieved from the Internet <URL: https://privatejetcardcomparisons.com/2017/07/14/is-jetsmarters-new-sharedcharter-a-good-deal-heres-a-look-at-the-details/> (Year: 2017).*

(Continued)

Primary Examiner — Cathron C Brooks

Assistant Examiner — Ian F Whitmore

(74) *Attorney, Agent, or Firm* — Fish & Richardson P.C.

(57) **CLAIM**

The ornamental design for a display panel portion with animated graphical user interface, substantially as shown and described.

DESCRIPTION

FIG. 1 is a front view of a display panel portion with animated graphical user interface, showing a first image of the claimed design.

FIG. 2 is a second image thereof.

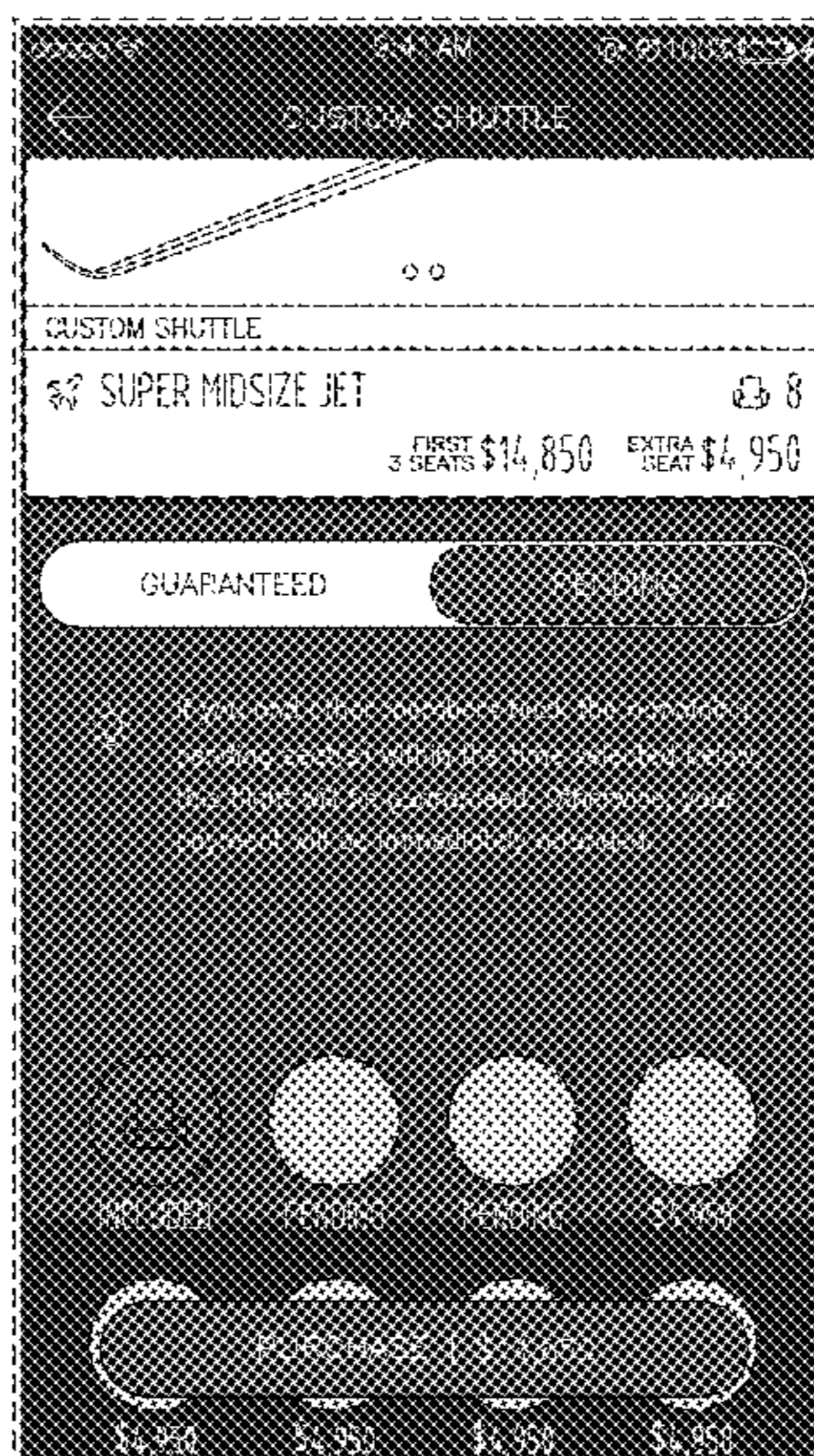
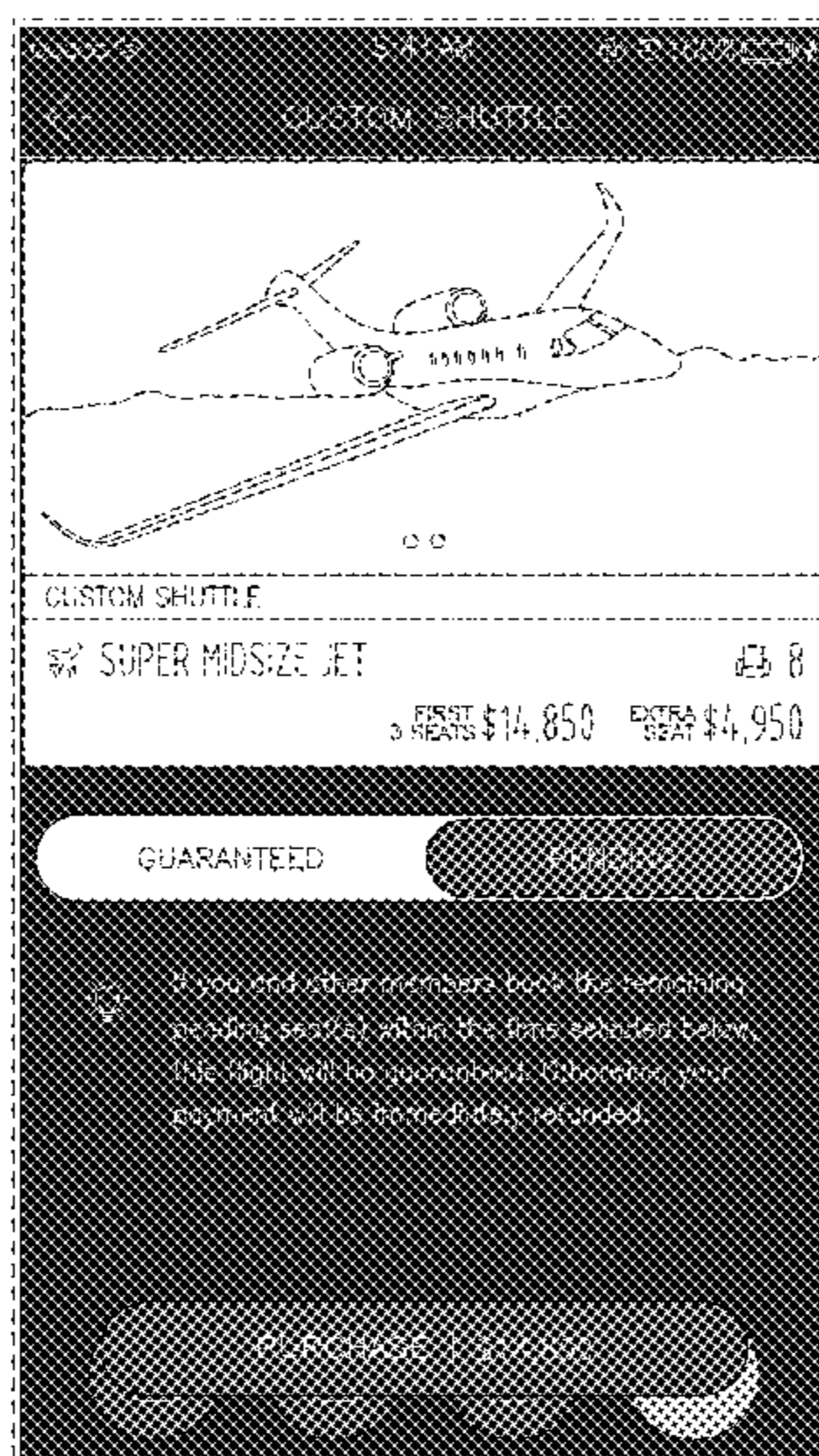
FIG. 3 is a third image thereof; and,

FIG. 4 is a fourth image thereof.

The appearance of the display panel portion with animated graphical user interface sequentially transitions between the images shown in FIGS. 1-4. The process or period in which one image transitions to another image forms no part of the claimed design.

The outermost broken lines represent a boundary between the claimed design and the display screen and illustrate the perimeter of a display panel portion. The remaining broken lines illustrate portions of a graphical user interface. The broken lines form no part of the claimed design.

1 Claim, 4 Drawing Sheets



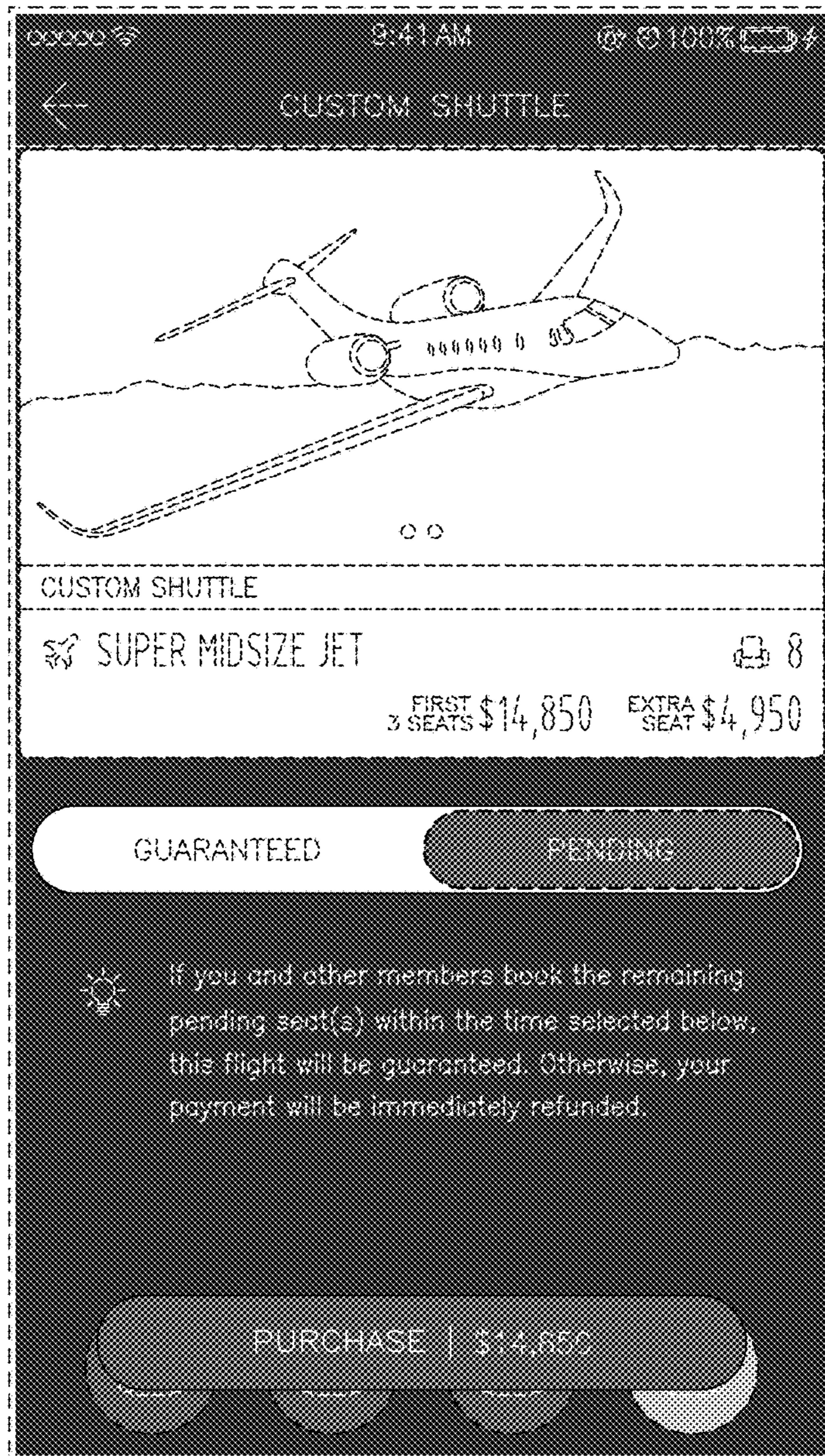


FIG. 1

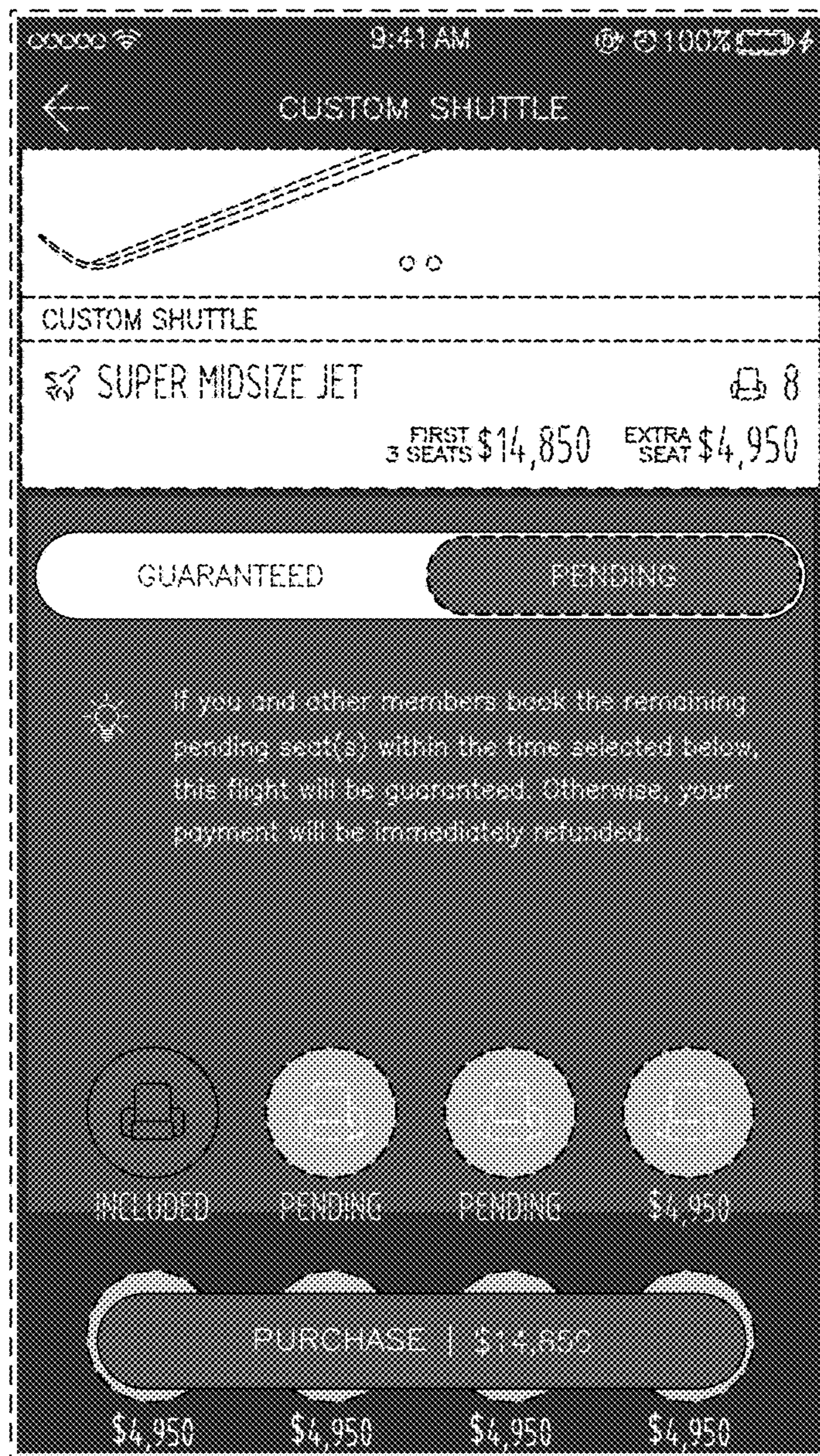


FIG. 2

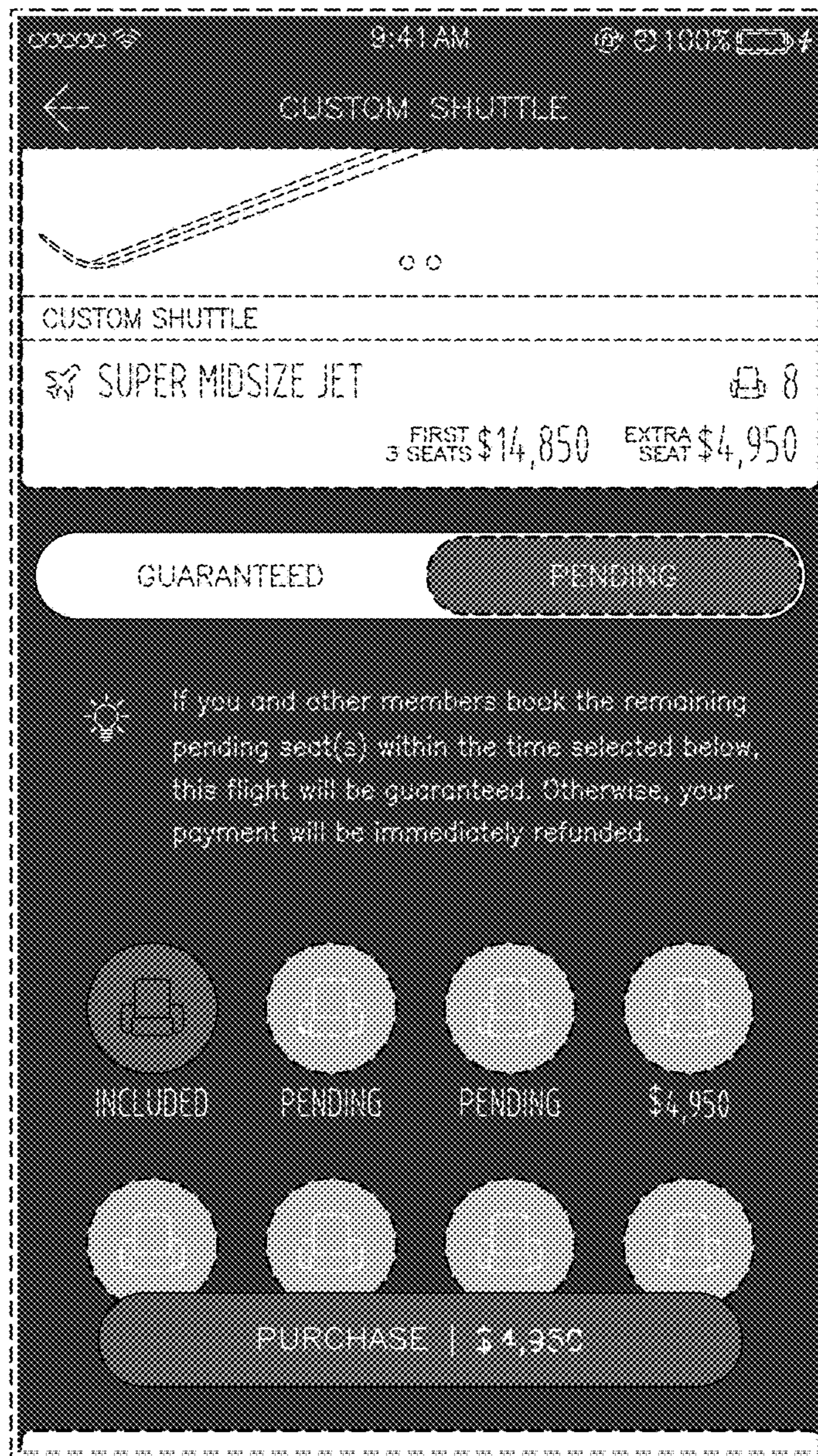


FIG. 3



FIG. 4