



US00D854004S

(12) **United States Design Patent**
Jung

(10) **Patent No.:** **US D854,004 S**
(45) **Date of Patent:** **** Jul. 16, 2019**

- (54) **CASE FOR ELECTRONIC COMMUNICATIONS DEVICE**
- (71) Applicant: **SPIGEN KOREA CO., LTD.**, Seoul (KR)
- (72) Inventor: **Soo Ha Jung**, Seoul (KR)
- (73) Assignee: **SPIGEN KOREA CO., LTD.**, Seoul (KR)
- (**) Term: **15 Years**
- (21) Appl. No.: **29/628,116**
- (22) Filed: **Dec. 1, 2017**
- (51) **LOC (11) Cl.** **14-03**
- (52) **U.S. Cl.**
USPC **D14/250**
- (58) **Field of Classification Search**
USPC D3/218, 232, 233, 239, 242, 245–251, D3/269, 273, 301, 303; D13/103, 107, D13/108, 119; D14/137, 138 R, 138 AA, D14/138 C, 138 G, 203.3–203.7, 217, D14/238.1, 247, 248, 250, 251–253, 440
CPC H04B 1/3888; H04M 1/0283; H04M 1/0202; A45C 1/06; A45C 2011/002; A45C 11/00; A45F 2005/028; A45F 2200/0525
See application file for complete search history.

- D635,757 S 4/2011 Ward, Jr.
 - D654,069 S * 2/2012 Kwon D14/250
 - D656,495 S * 3/2012 Andre D14/250
 - D669,062 S 10/2012 Rothbaum
 - D669,458 S 10/2012 Wilson et al.
 - D670,281 S 11/2012 Corpuz et al.
 - D671,930 S 12/2012 Akana et al.
- (Continued)

OTHER PUBLICATIONS

“Spigen Thin Fit iPhone 6 Case with SF Coated Non Slip Matte Surface for Excellent Grip for iPhone 6S / iPhone 6—Smooth Black”, <https://www.amazon.com/dp/B00JH87ZSQ>, earliest review date of Jul. 15, 2014.

(Continued)

Primary Examiner — Susan E Krakower
Assistant Examiner — L. A. Grabenstetter
(74) *Attorney, Agent, or Firm* — Heedong Chae; Lucem, PC

(57) **CLAIM**

The ornamental design for a case for electronic communications device, as shown and described.

DESCRIPTION

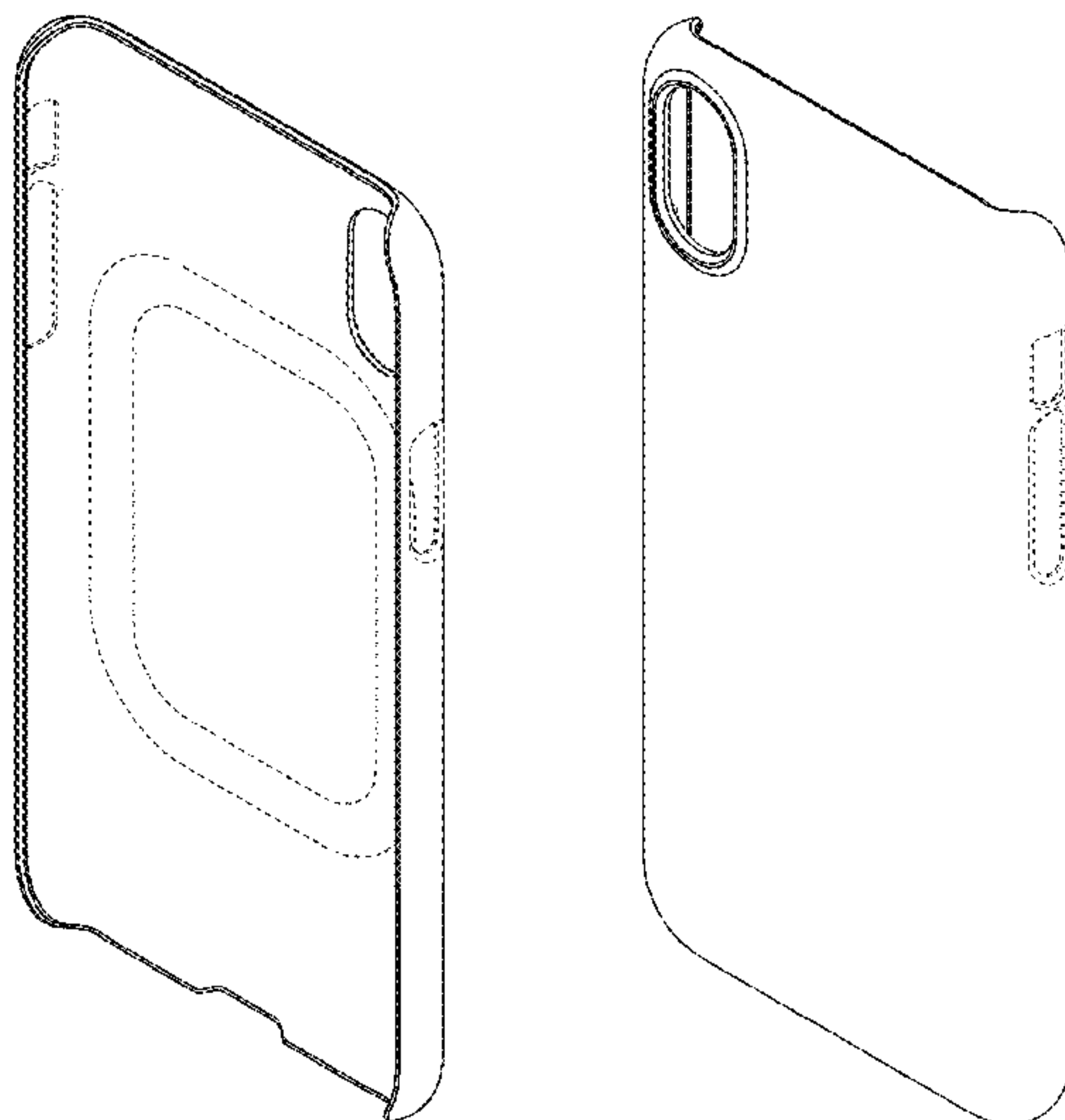
FIG. 1 is a front perspective view of a case for electronic communications device showing my new design; FIG. 2 is a rear perspective view thereof; FIG. 3 is a front elevational view thereof; FIG. 4 is a rear elevational view thereof; FIG. 5 is a left side elevational view thereof; FIG. 6 is a right side elevational view thereof; FIG. 7 is a top plan view thereof; and, FIG. 8 is a bottom plan view thereof. The broken lines, and unshaded surfaces bounded by broken lines, depict parts of the article’s appearance that form no part of the claimed design.

1 Claim, 8 Drawing Sheets

(56) **References Cited**

U.S. PATENT DOCUMENTS

- D484,874 S 1/2004 Chang
- D485,357 S 1/2004 Kapinos, Sr.
- D545,653 S 7/2007 Kirkpatrick
- D574,819 S 8/2008 Andre
- D575,056 S 8/2008 Tan
- D581,151 S 11/2008 Aipa
- D616,360 S * 5/2010 Huang D13/103
- D618,230 S 6/2010 Brown
- D622,716 S 8/2010 Andre
- D623,180 S 9/2010 Diebel



(56)

References Cited

U.S. PATENT DOCUMENTS

D674,798 S * 1/2013 Kim D14/440
 D676,837 S 2/2013 Rothbaum et al.
 D679,694 S * 4/2013 Fahrenedorff D14/250
 D685,780 S * 7/2013 Murchison D14/250
 D686,606 S 7/2013 Hong
 D686,607 S 7/2013 Hong
 D712,892 S 9/2014 Hong et al.
 D714,053 S 9/2014 Yoo
 D714,276 S 9/2014 Hu et al.
 D715,786 S 10/2014 Lee et al.
 D718,291 S 11/2014 Hong
 D719,559 S 12/2014 Dukerschein et al.
 D720,740 S * 1/2015 Wicks D14/250
 D721,064 S 1/2015 Sun
 D721,072 S 1/2015 Laffon De Mazieres et al.
 D721,360 S 1/2015 Laffon de Mazieres et al.
 D721,688 S * 1/2015 Du D14/250
 D723,531 S 3/2015 Katzke
 D723,535 S 3/2015 Minn et al.
 D726,172 S 4/2015 Watkins et al.
 D735,182 S 7/2015 Watkins et al.
 D743,389 S 11/2015 Akana et al.
 D744,472 S * 12/2015 Lerenthal D14/250
 D746,275 S 12/2015 Mohammad
 D747,708 S 1/2016 Roberts
 D756,910 S * 5/2016 Gupta D13/103
 D757,702 S 5/2016 Kanazawa
 D757,703 S 5/2016 Kanazawa
 D761,774 S 7/2016 Liang
 D761,775 S 7/2016 Pan et al.

D763,241 S * 8/2016 Kim D14/250
 D763,841 S 8/2016 Kim
 D765,634 S 9/2016 McCray et al.
 D765,643 S * 9/2016 Witter D14/250
 9,451,066 B1 9/2016 Jia
 D772,210 S 11/2016 Igarashi
 D772,854 S 11/2016 Igarashi
 D774,498 S 12/2016 Tao
 D775,619 S 1/2017 Tien
 D776,100 S 1/2017 Igarashi
 D777,152 S * 1/2017 Kim D14/250
 D777,715 S 1/2017 Sawaya
 D779,470 S 2/2017 Kim
 D779,471 S 2/2017 Tien
 D781,839 S 3/2017 Kim et al.
 D800,105 S 10/2017 Roberts
 D800,711 S 10/2017 Kim
 D803,823 S 11/2017 Feng
 D808,376 S 1/2018 Kim
 2013/0273944 A1 * 10/2013 Wilson H04W 4/90
 455/457
 2016/0142522 A1 5/2016 Kim

OTHER PUBLICATIONS

“iPhone 6s Plus Case Thin Fit”, <https://www.spigen.com/collections/other-iphone-series/products/iphone-6s-plus-case-thin-fit>, earliest review date of Oct. 20, 2015.
 “iPhone 7 Case Thin Fit”, <https://www.spigen.com/products/iphone-7-case-thin-fit?variant=19841249345>, earliest review date of Oct. 6, 2016.

* cited by examiner

FIG. 1

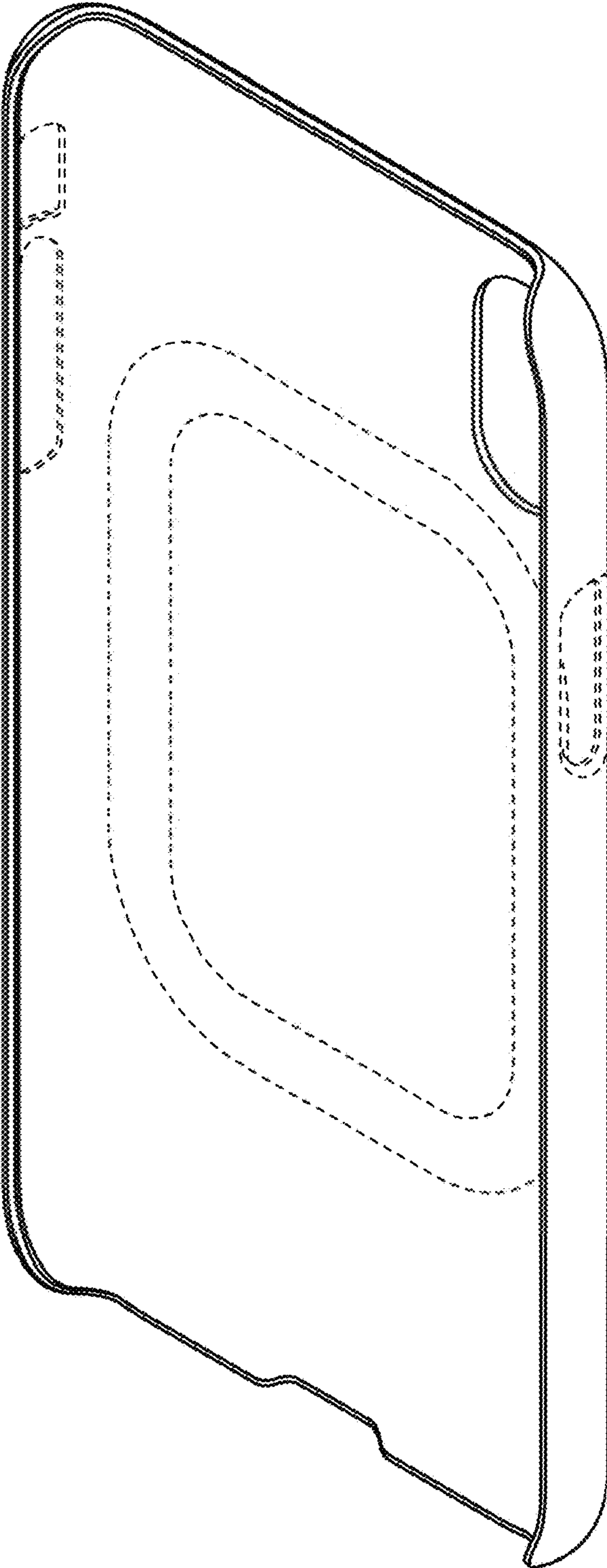


FIG. 2




FIG. 3




FIG. 4




FIG. 5




FIG. 6




FIG. 7

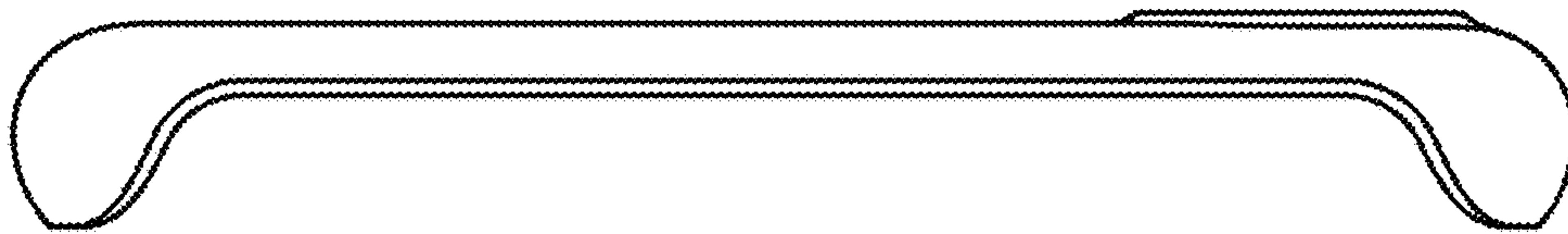


FIG. 8

