



US00D853998S

(12) **United States Design Patent** (10) **Patent No.:** **US D853,998 S**
Hasegawa et al. (45) **Date of Patent:** **** Jul. 16, 2019**

(54) **WIRELESS ROUTER**
(71) Applicant: **Panasonic Intellectual Property Management Co., Ltd.**, Osaka-shi, Osaka (JP)
(72) Inventors: **Takashi Hasegawa**, Kyoto (JP); **Atsushi Tani**, Kyoto (JP)
(73) Assignee: **Panasonic Intellectual Property Management Co., Ltd.**, Osaka (JP)

D621,391 S * 8/2010 Douglas D14/240
D669,073 S * 10/2012 Wu D14/240
D682,829 S * 5/2013 Wu D14/240
D697,901 S * 1/2014 Gao D14/240
D752,564 S * 3/2016 Olivier D14/242
D752,565 S * 3/2016 Olivier D14/242
D831,013 S * 10/2018 Jou D14/242

(**) Term: **15 Years**

(21) Appl. No.: **29/622,423**

(22) Filed: **Oct. 17, 2017**

(51) **LOC (11) Cl.** **14-03**

(52) **U.S. Cl.**
USPC **D14/242**

(58) **Field of Classification Search**
USPC D14/240, 242
CPC H04L 12/00; H03K 17/00; H04W 88/00;
H04W 88/005; H04W 88/02; H04W
88/08; H04W 88/085; H04W 88/10;
H04W 88/12; H04W 88/14; H04B 1/38
See application file for complete search history.

(56) **References Cited**

U.S. PATENT DOCUMENTS

D385,535 S * 10/1997 Summit D14/242
D470,852 S 2/2003 Kim
D471,540 S * 3/2003 Tomino D14/240
6,625,010 B2 * 9/2003 Chen H05K 5/0247
235/380

FOREIGN PATENT DOCUMENTS

CN 300750675 2/2008
JP 1463673 3/2013

* cited by examiner

Primary Examiner — Bridget L Eland

(74) *Attorney, Agent, or Firm* — Brinks Gilson & Lione

(57) **CLAIM**

We claim the ornamental design for a wireless router, as shown and described.

DESCRIPTION

FIG. 1 is a front perspective view of a wireless router of the present invention;
FIG. 2 is a front view thereof;
FIG. 3 is a rear view thereof;
FIG. 4 is a first side view thereof;
FIG. 5 is a second side view thereof;
FIG. 6 is a top view thereof; and,
FIG. 7 is a bottom view thereof.
The dash-dot broken lines and the evenly spaced broken lines immediately adjacent to the claim represent the bounds of the claimed design while all other broken lines are directed to environment and are for illustrative purposes only; the broken lines form no part of the claimed design.

1 Claim, 7 Drawing Sheets




FIG. 1




FIG. 2




FIG. 3

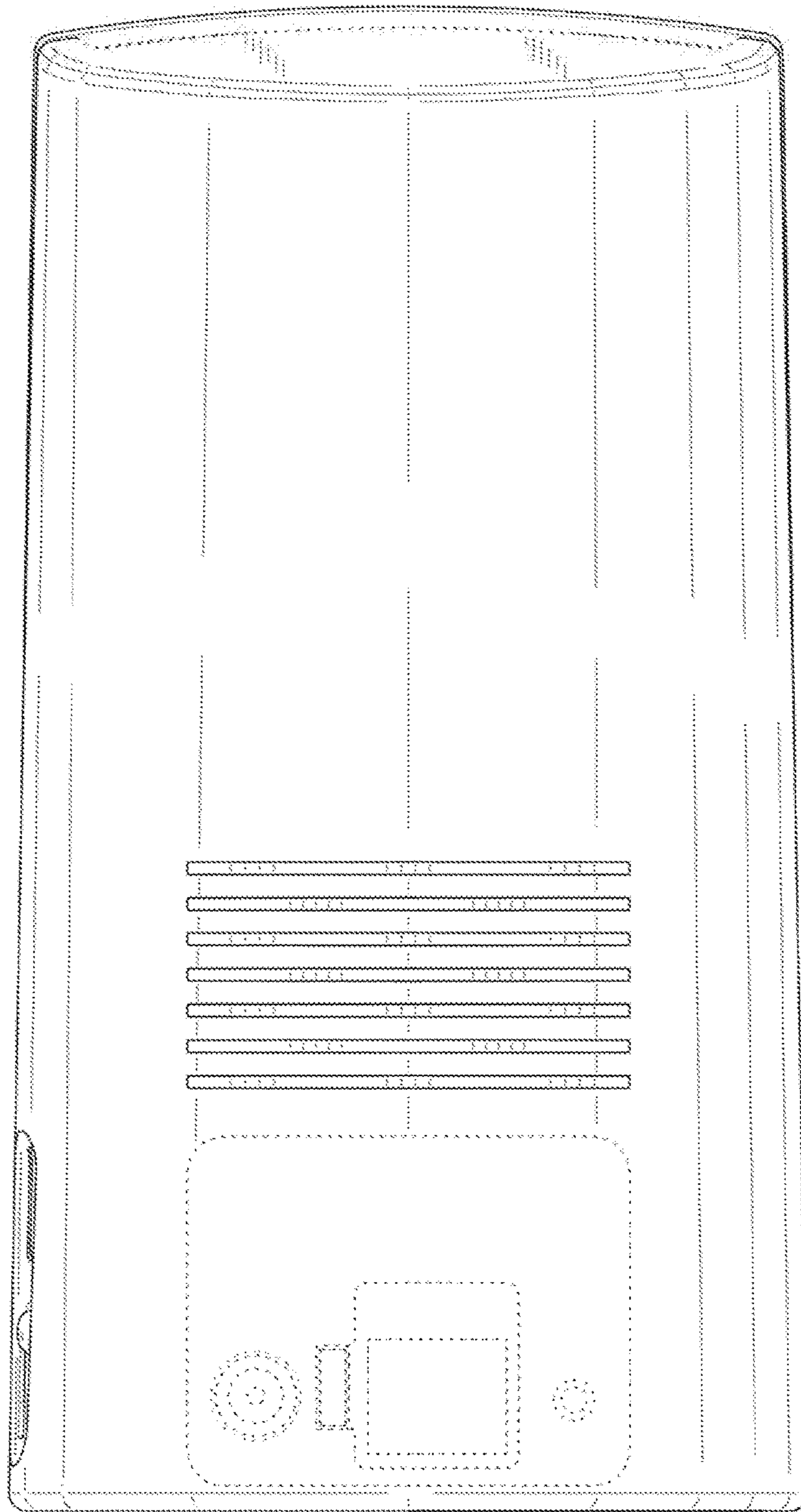


FIG. 4

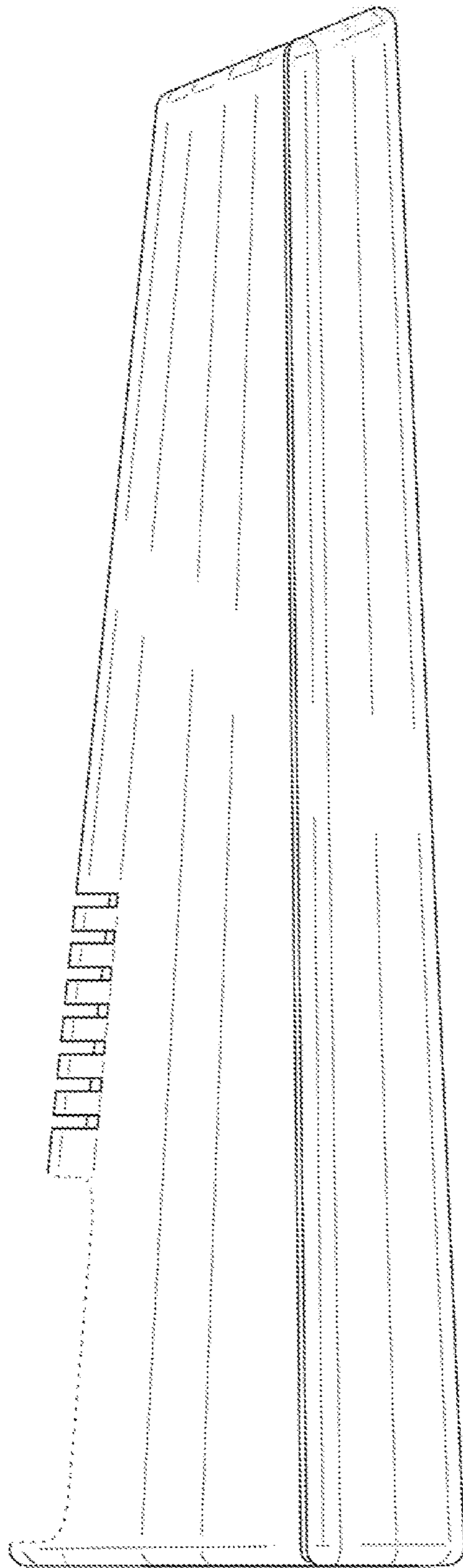


FIG. 5

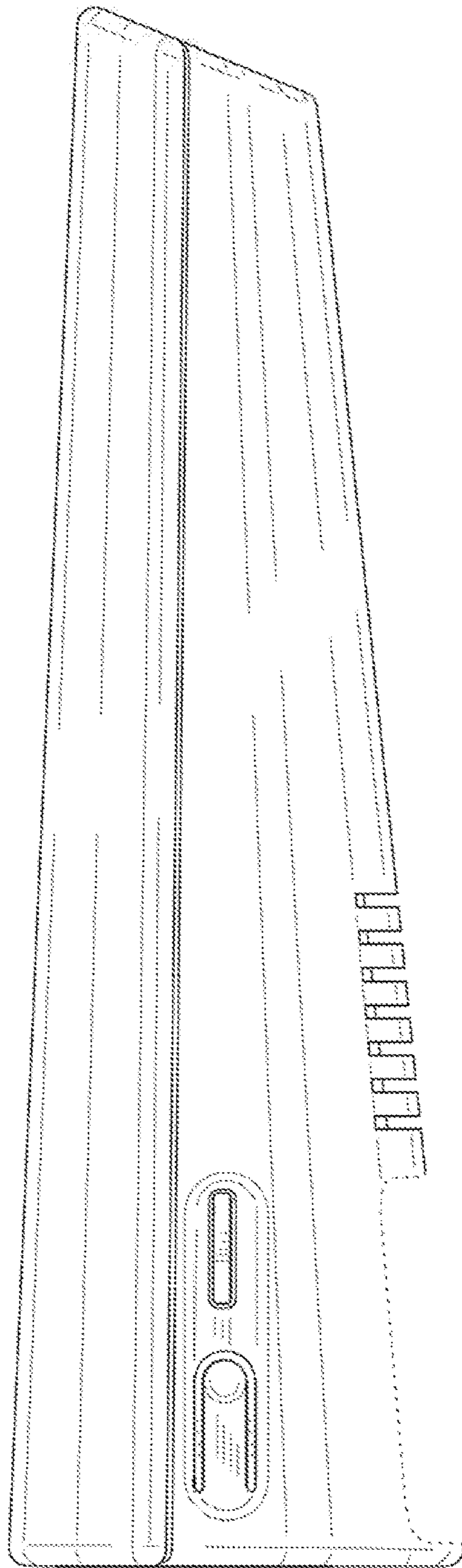


FIG. 6

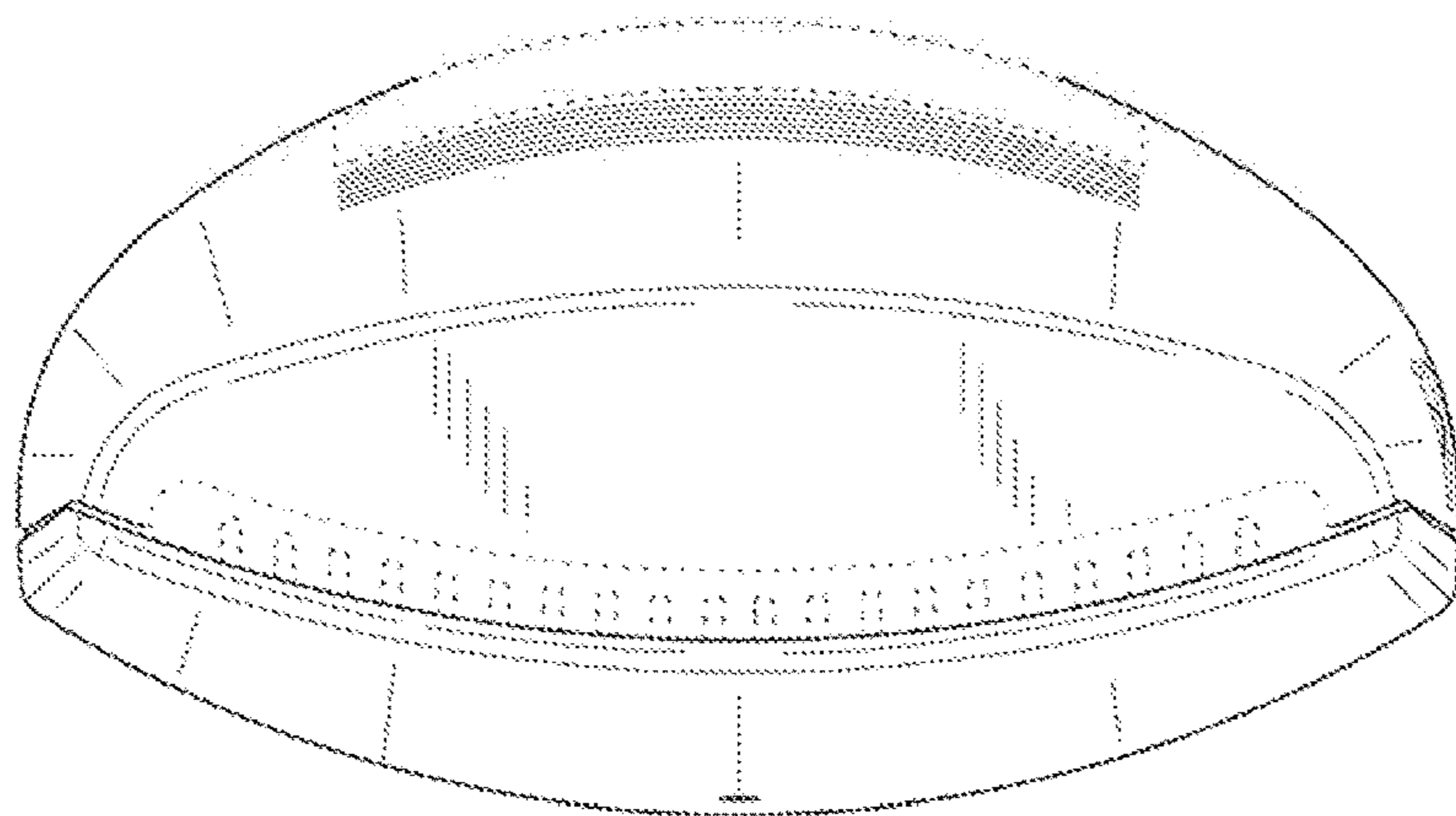


FIG. 7

