



US00D853982S

(12) **United States Design Patent**
Lu

(10) **Patent No.:** **US D853,982 S**

(45) **Date of Patent:** **** *Jul. 16, 2019**

(54) **WIRELESS IN-CAR AUDIO RECEIVER**

(56) **References Cited**

(71) Applicant: **Shenzhen Pinlong Electronic Commerce Co., Ltd.**, Shenzhen (CN)

U.S. PATENT DOCUMENTS

(72) Inventor: **Haizhuan Lu**, Shenzhen (CN)

D572,230 S *	7/2008	Neu	D14/155
D598,890 S *	8/2009	Lee	D14/155
D705,748 S *	5/2014	He	D14/155
D782,485 S *	3/2017	Cai	D14/433
D786,876 S *	5/2017	Huang	D14/433
D796,513 S *	9/2017	Feldstein	D14/433
D798,301 S *	9/2017	Kujawski	D14/433
D808,356 S *	1/2018	Miller	D14/155
D810,086 S *	2/2018	Xie	D14/433
D810,087 S *	2/2018	Xie	D14/433
D813,873 S *	3/2018	Pathak	D14/433

(73) Assignee: **SHENZHEN PINLONG ELECTRONIC COMMERCE CO., LTD.**, Shenzhen (CN)

(*) Notice: This patent is subject to a terminal disclaimer.

* cited by examiner

(**) Term: **15 Years**

Primary Examiner — Austin Murphy

(21) Appl. No.: **29/613,520**

(57) **CLAIM**

(22) Filed: **Aug. 10, 2017**

The ornamental design for a wireless in-car audio receiver, as shown and described.

(51) **LOC (11) Cl.** **14-03**

DESCRIPTION

(52) **U.S. Cl.**

USPC **D14/155**

(58) **Field of Classification Search**

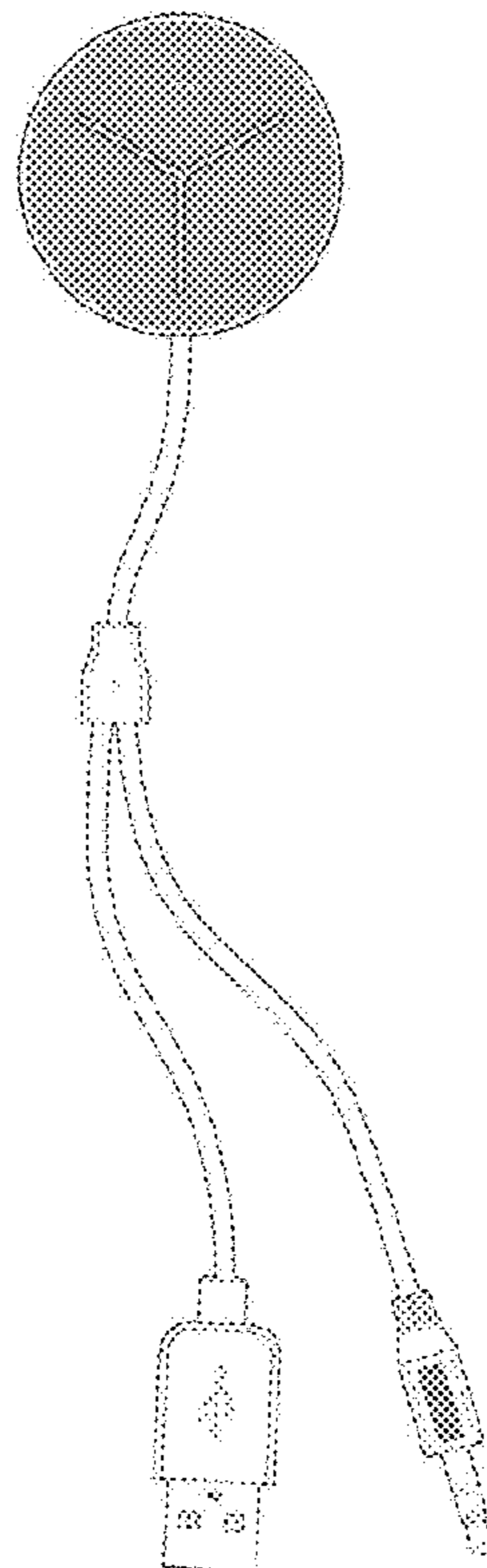
USPC D14/167, 154, 168, 188, 496, 156, 160, D14/161, 162, 163, 164, 165, 158, 159, D14/433, 341, 346, 342, 345, 137, 155, D14/218, 225; D16/208; D26/38; 455/351, 350; D10/104.1, 106, 65; D3/207

FIG. 1 is a Front elevational view of a wireless in-car audio receiver showing my new design; FIG. 2 is a Rear elevational view thereof; FIG. 3 is a Left side view thereof; FIG. 4 is a Right side view thereof; FIG. 5 is a Top plan view thereof; FIG. 6 is a Bottom plan view thereof; and, FIG. 7 is a Perspective views thereof.

CPC H04B 1/385; H04M 1/6091; H04M 1/6066

1 Claim, 7 Drawing Sheets

See application file for complete search history.



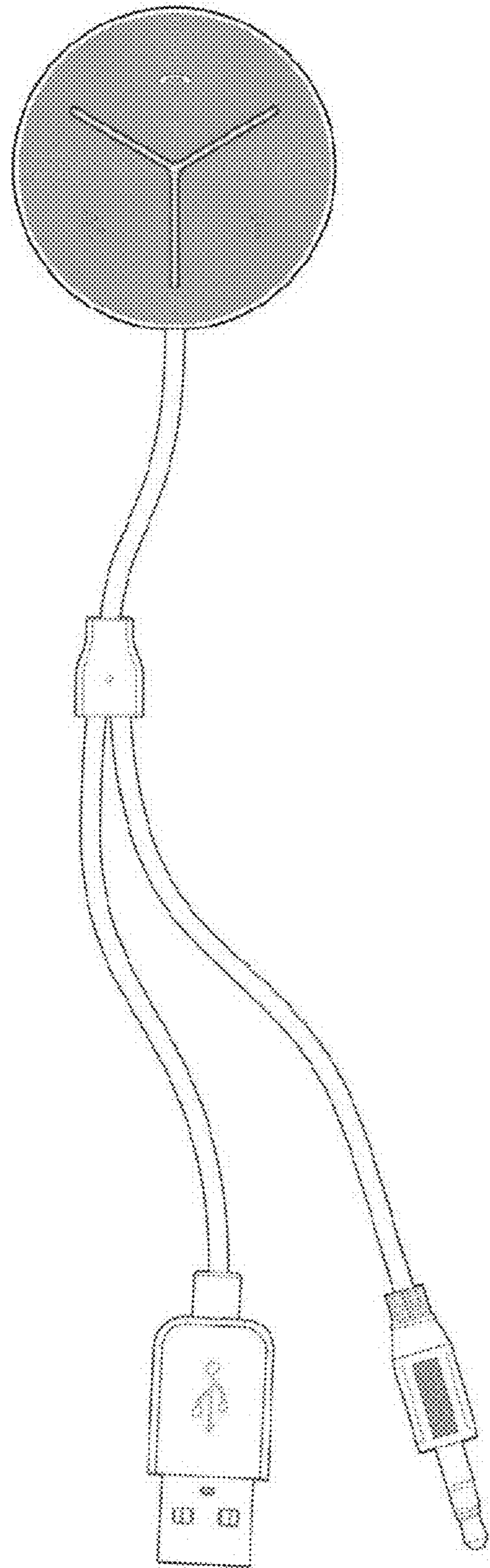


FIG. 1

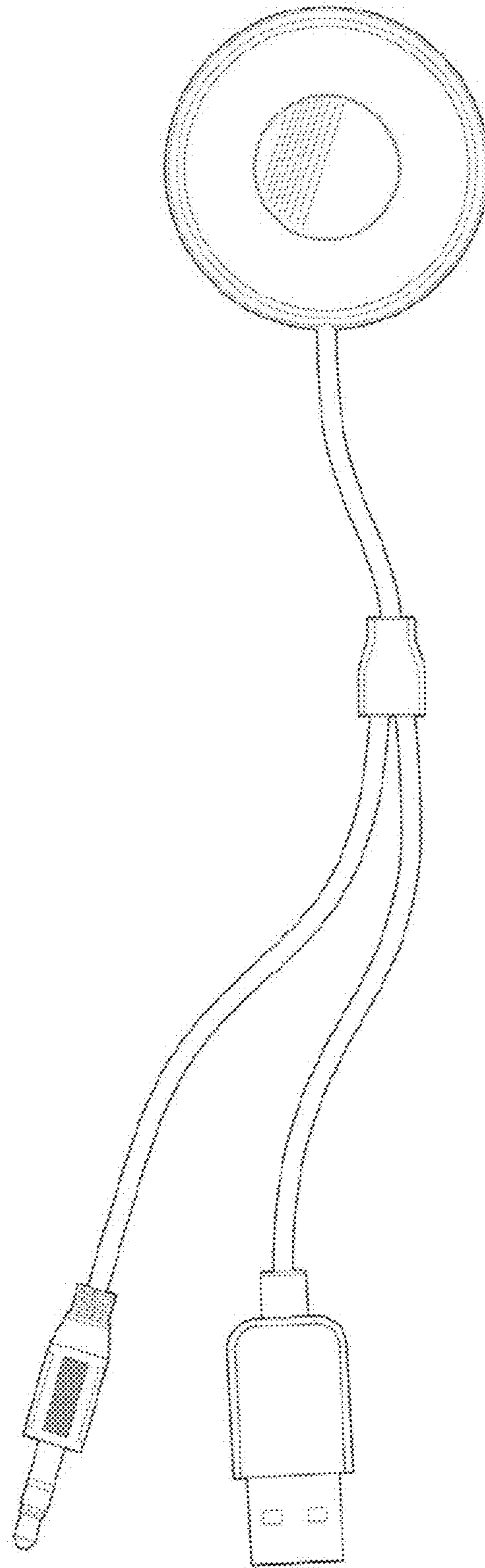


FIG. 2

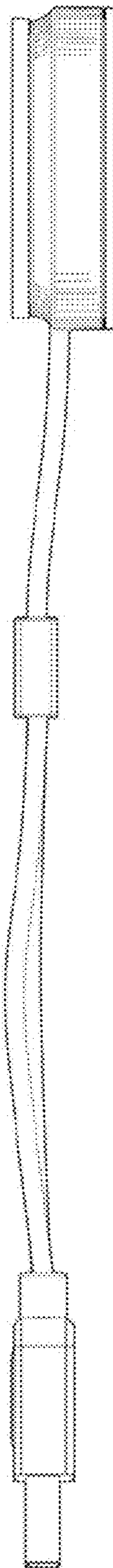


FIG. 3




FIG. 4

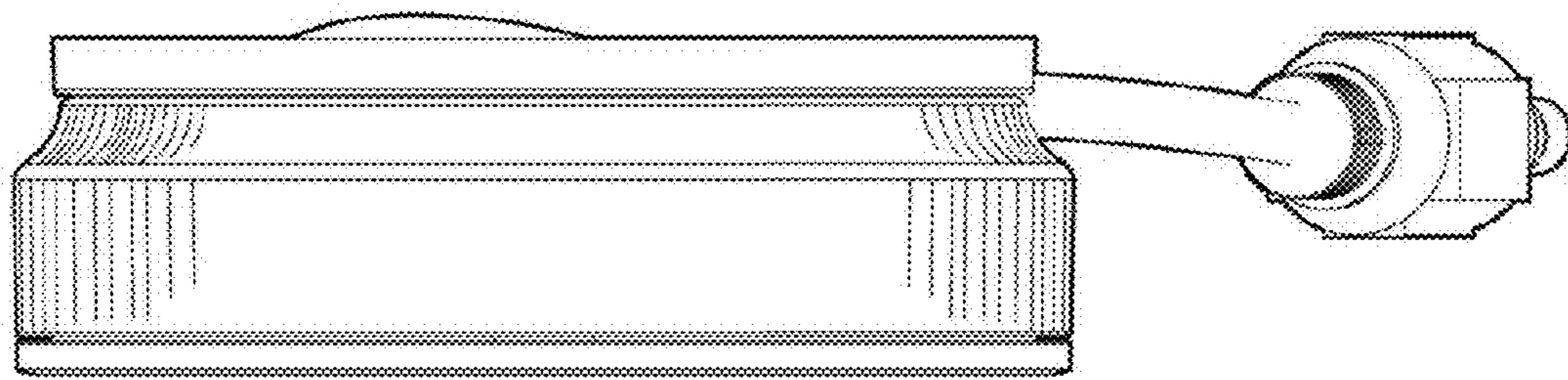


FIG. 5

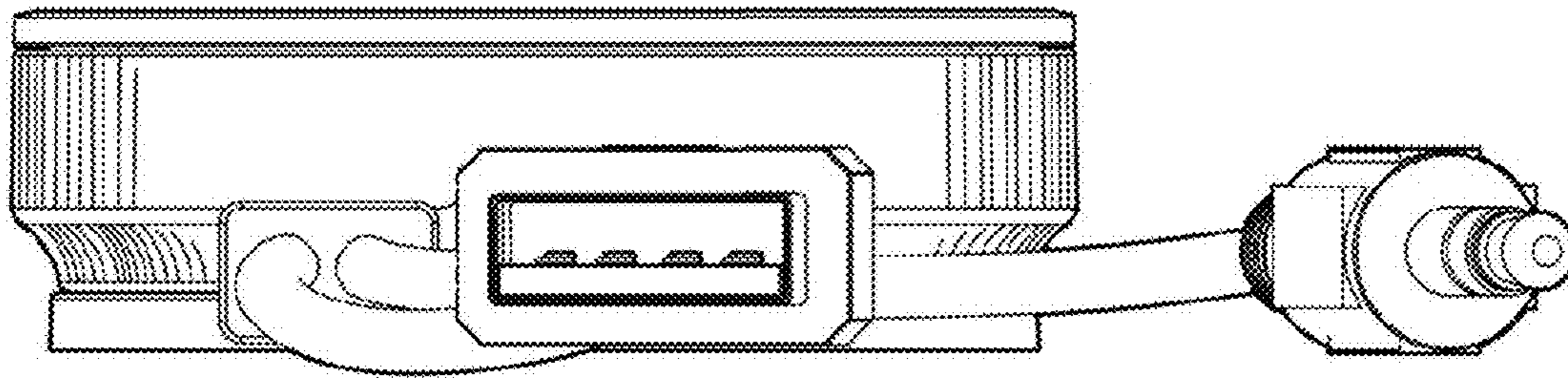


FIG. 6

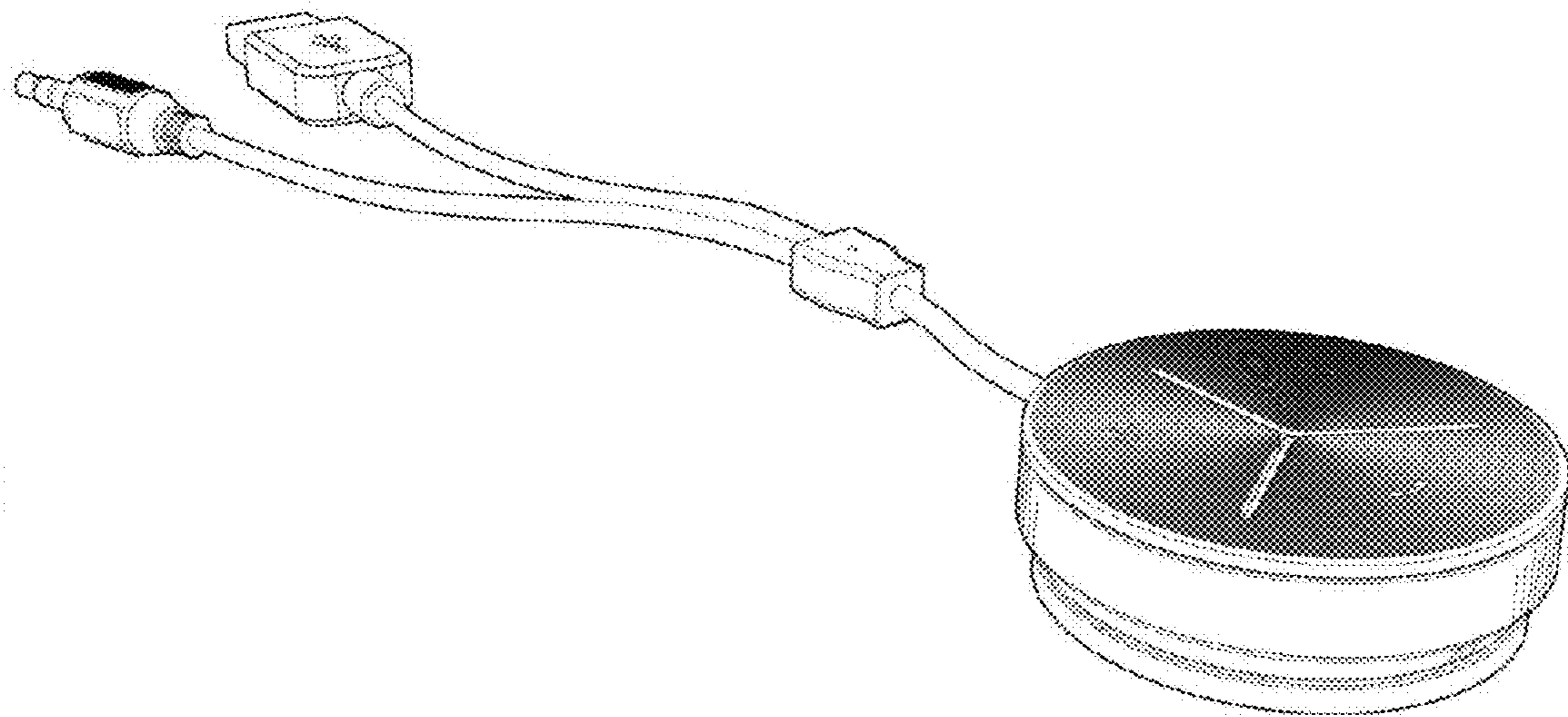


FIG. 7