



US00D853951S

(12) **United States Design Patent**  
**Kamada**

(10) **Patent No.:** **US D853,951 S**  
(45) **Date of Patent:** **\*\* Jul. 16, 2019**

- (54) **TIRE SIDEWALL**
- (71) Applicant: **BRIDGESTONE CORPORATION**,  
Tokyo (JP)
- (72) Inventor: **Shiho Kamada**, Tokyo (JP)
- (73) Assignee: **BRIDGESTONE CORPORATION**,  
Tokyo (JP)
- (\*\*) Term: **15 Years**
- (21) Appl. No.: **29/644,784**
- (22) Filed: **Apr. 20, 2018**

D569,335 S *	5/2008	Lee .....	D12/605
D570,768 S *	6/2008	Takahashi .....	D12/605
D575,222 S *	8/2008	Fujita .....	D12/605
D585,017 S *	1/2009	Shondel .....	D12/605
D588,530 S *	3/2009	Shondel .....	D12/605
D588,533 S *	3/2009	Shondel .....	D12/605
D596,116 S *	7/2009	Fujita .....	D12/605
D611,403 S *	3/2010	Kuwano .....	D12/605
D627,714 S *	11/2010	Miyazaki .....	D12/605
D640,188 S *	6/2011	Strader .....	D12/605
D650,323 S *	12/2011	Morito .....	D12/605
D662,466 S *	6/2012	Takano .....	D12/605
D735,126 S *	7/2015	Rittweger .....	D12/605
D791,693 S *	7/2017	Iwabuchi .....	D12/605
D803,149 S *	11/2017	Ishikawa .....	D12/605
D806,643 S *	1/2018	Yasunaga .....	D12/605
D808,333 S *	1/2018	Iwabuchi .....	D12/605

(Continued)

(30) **Foreign Application Priority Data**

- Oct. 27, 2017 (JP) ..... 2017-023937
- (51) **LOC (11) Cl.** ..... **12-15**
- (52) **U.S. Cl.**  
USPC ..... **D12/605**
- (58) **Field of Classification Search**  
USPC ..... D12/604, 605  
CPC ..... B60C 13/00; B60C 1/00  
See application file for complete search history.

(56) **References Cited**

**U.S. PATENT DOCUMENTS**

D403,634 S *	1/1999	Ratliff, Jr. ....	D12/605
D449,576 S *	10/2001	Kajikawa .....	D12/605
D450,034 S *	11/2001	Kajikawa .....	D12/605
D452,203 S *	12/2001	Kajikawa .....	D12/605
D475,345 S *	6/2003	Endo .....	D12/605
D542,218 S *	5/2007	Maxwell .....	D12/605
D542,219 S *	5/2007	Shondel .....	D12/605
D549,166 S *	8/2007	Lee .....	D12/605
D554,577 S *	11/2007	Miyazaki .....	D12/605
D565,502 S *	4/2008	Miyazaki .....	D12/605
D568,806 S *	5/2008	Dixon .....	D12/605

*Primary Examiner* — Michelle E. Wilson

*Assistant Examiner* — Clese Moore, Jr.

(74) *Attorney, Agent, or Firm* — Sughrue Mion, PLLC

(57) **CLAIM**

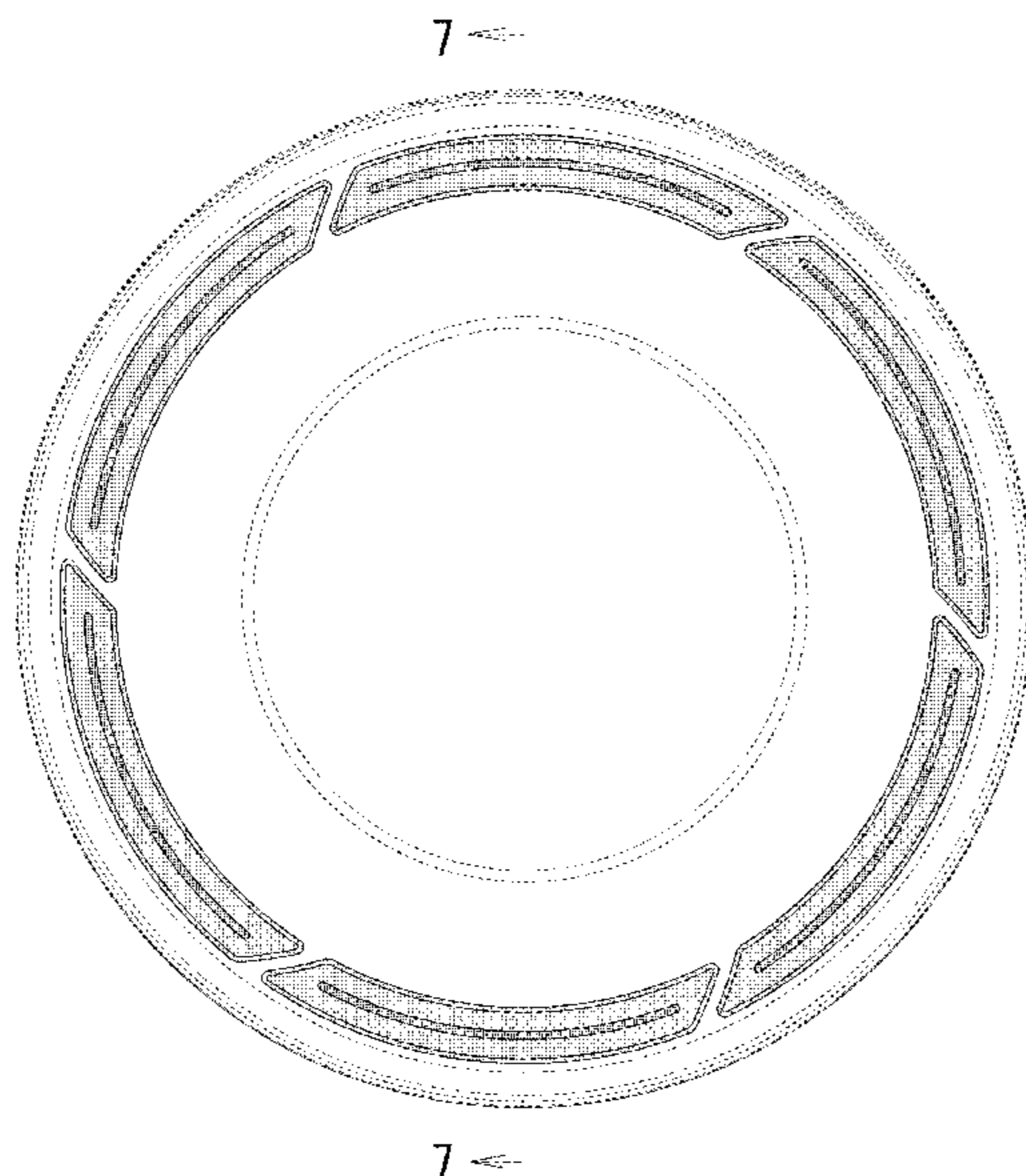
The ornamental design for a tire sidewall, as shown and described.

**DESCRIPTION**

FIG. 1 is a front view of a tire sidewall showing my design;  
 FIG. 2 is a top view thereof;  
 FIG. 3 is a right side view thereof;  
 FIG. 4 is a left side view thereof;  
 FIG. 5 is a rear view thereof;  
 FIG. 6 is a bottom view thereof;  
 FIG. 7 is an end view taken along line 7-7 in FIG. 1; and,  
 FIG. 8 is a fragmentary enlarged view taken along line 8-8  
 in FIG. 7.

Broken lines are provided to show portions of the tire that are not being claimed, and thus form no part of the claimed design.

**1 Claim, 8 Drawing Sheets**



(56)

**References Cited**

U.S. PATENT DOCUMENTS

D810,674 S \* 2/2018 Itoi ..... D12/605  
D813,799 S \* 3/2018 Maxwell ..... D12/605  
D814,394 S \* 4/2018 Wuescher ..... D12/605

\* cited by examiner

FIG. 1

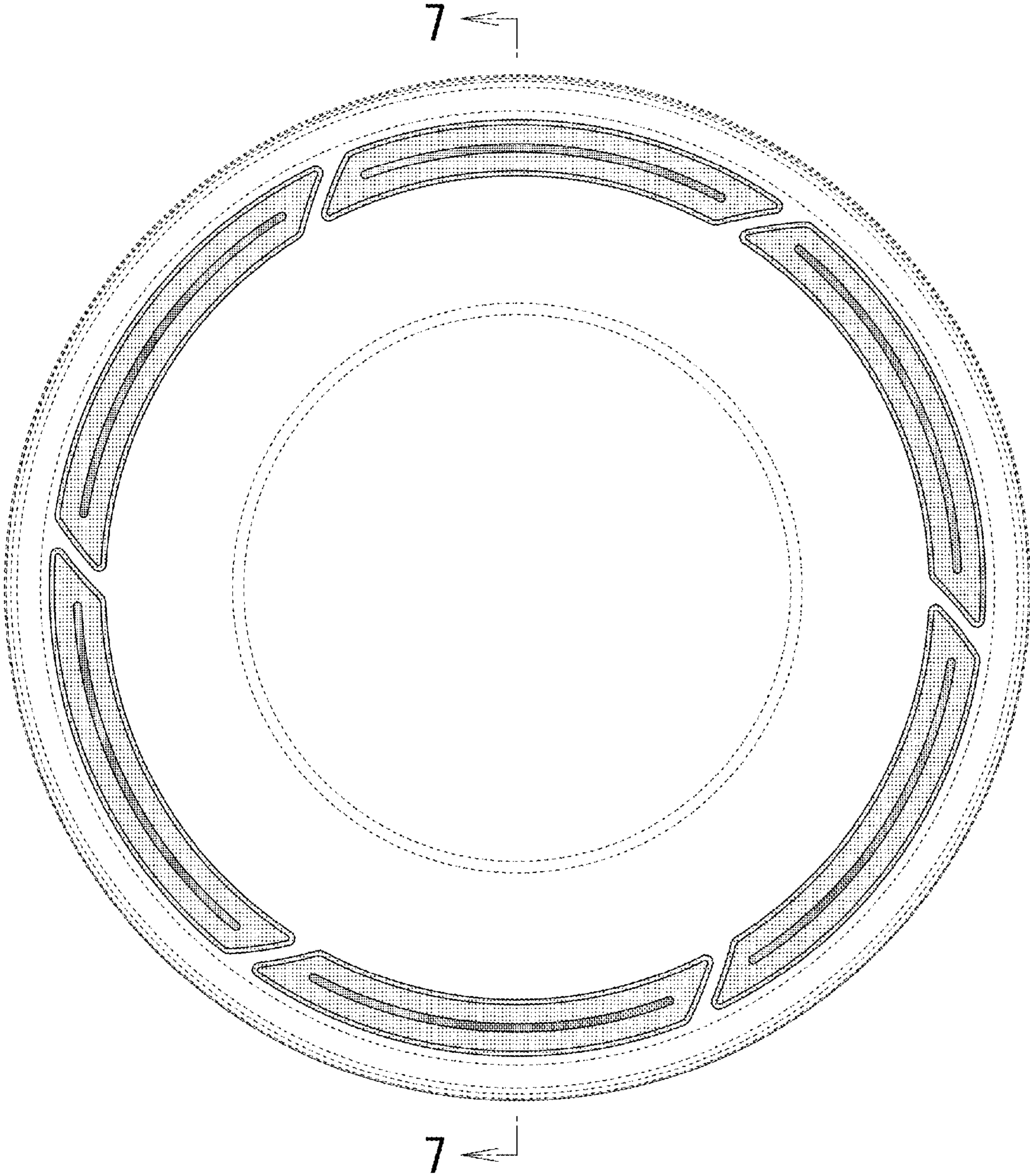


FIG. 2




FIG. 3




FIG. 4




FIG.5




FIG.6






FIG. 7

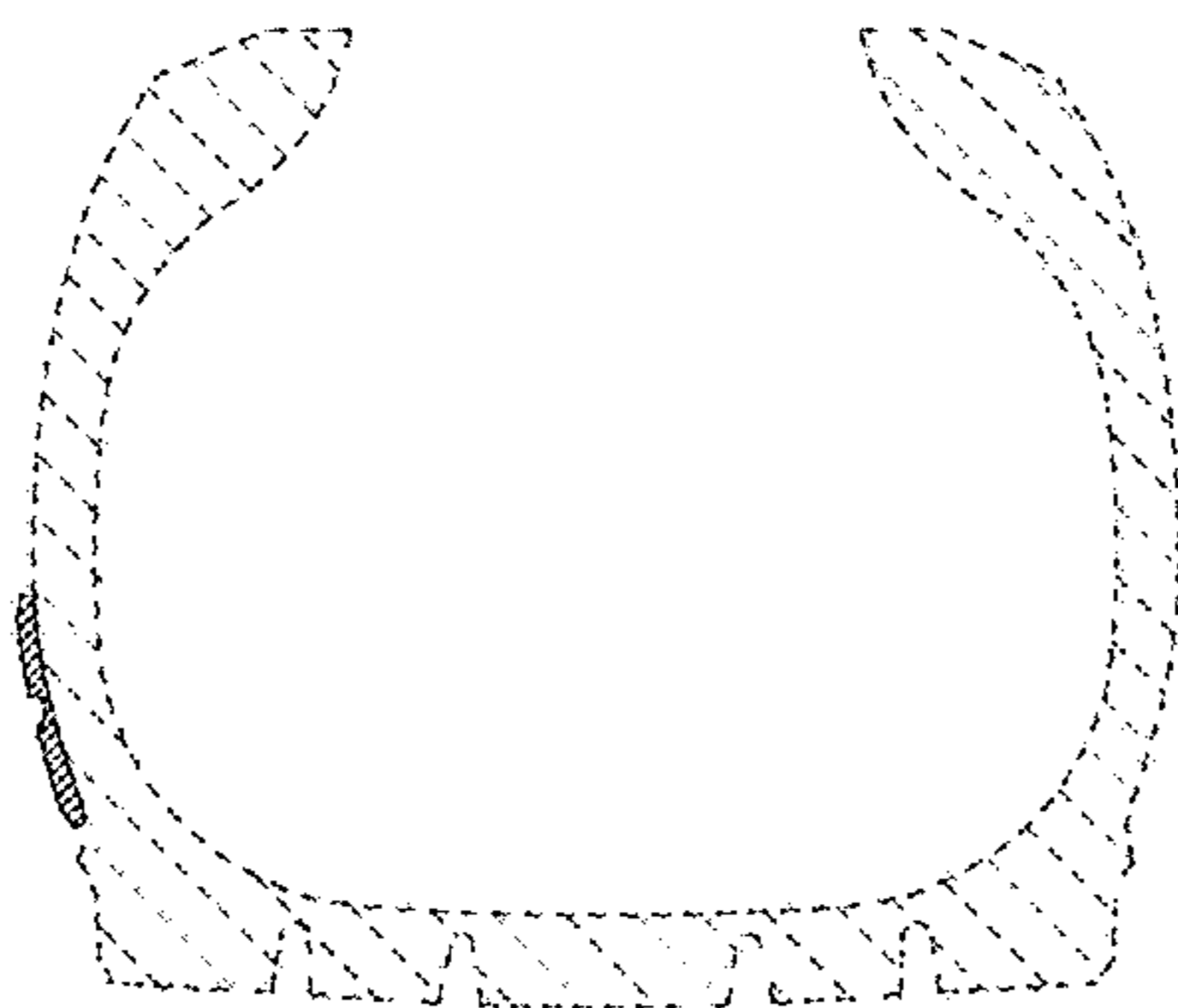
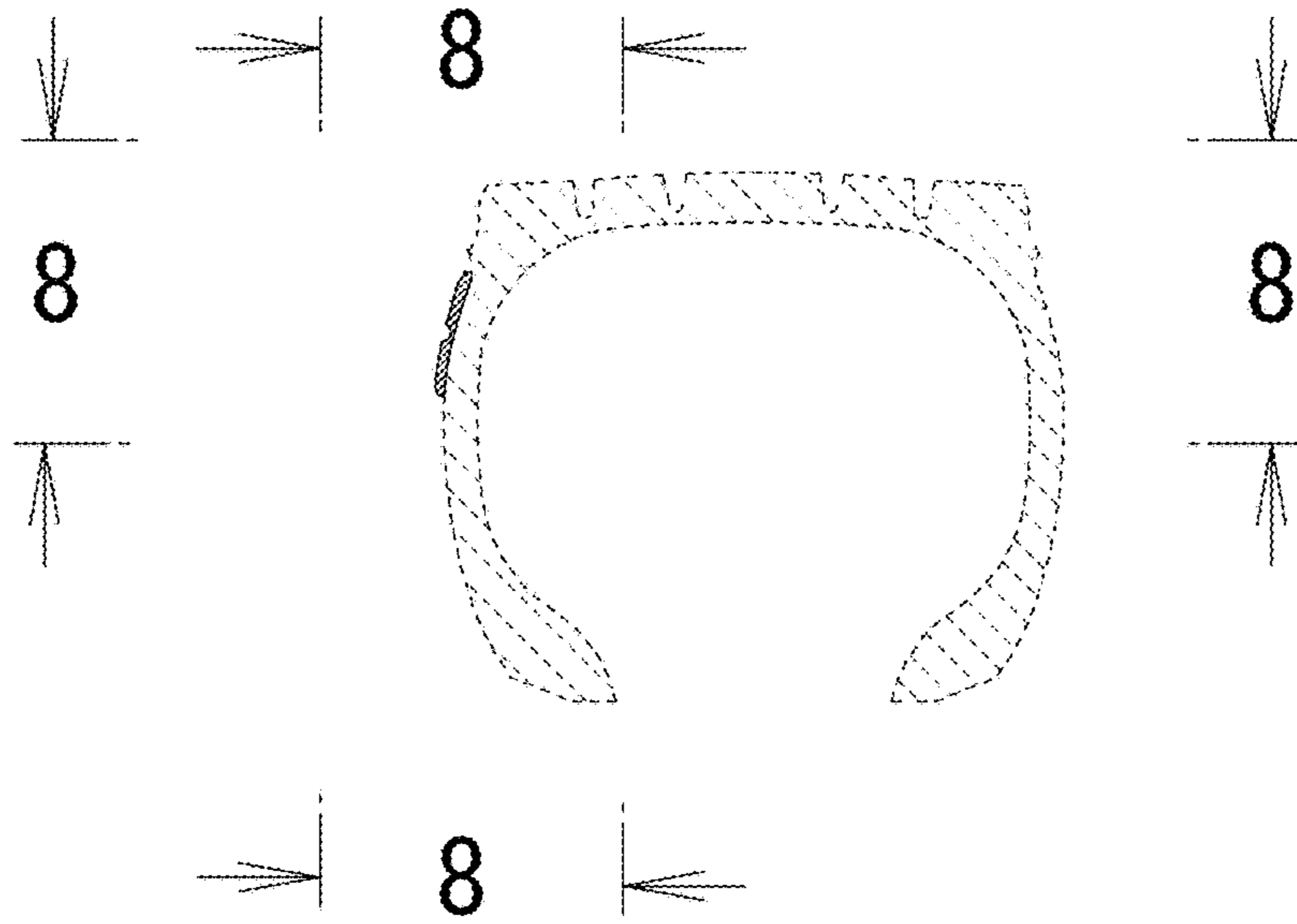


FIG. 8

