



US00D853947S

(12) **United States Design Patent**
Pribula

(10) **Patent No.:** **US D853,947 S**

(45) **Date of Patent:** **** Jul. 16, 2019**

(54) **TIRE**

(71) Applicant: **The Goodyear Tire & Rubber Company, Akron, OH (US)**

(72) Inventor: **David Michael Pribula, Alliance, OH (US)**

(73) Assignee: **The Goodyear Tire & Rubber Company, Akron, OH (US)**

(**) Term: **15 Years**

(21) Appl. No.: **29/635,783**

(22) Filed: **Feb. 2, 2018**

(51) **LOC (11) Cl.** **12-15**

(52) **U.S. Cl.**
USPC **D12/596**

(58) **Field of Classification Search**
USPC D12/568, 574-604
CPC Y10T 152/10027; B60C 1/0016; B60C 11/0306; B60C 11/0302; B60C 3/06; B60C 9/17
See application file for complete search history.

(56) **References Cited**

U.S. PATENT DOCUMENTS

D382,236 S *	8/1997	Kakegawa	D12/603
D382,521 S	8/1997	Consolacion et al.	D12/147
D383,712 S	9/1997	Scheuren et al.	D12/143
D399,797 S *	10/1998	Bergstrom	D12/596
D405,736 S *	2/1999	Brightwell	D12/602
D415,982 S	11/1999	Consolacion et al.	D12/147
D420,949 S *	2/2000	Poling	D12/596
D421,416 S *	3/2000	Edwards	D12/603
D421,732 S *	3/2000	Fierro	D12/596
D445,372 S *	7/2001	Lassan	D12/603
D445,733 S *	7/2001	Guspodin	D12/603
D446,480 S *	8/2001	Guspodin	D12/603
D446,481 S *	8/2001	Guspodin	D12/603

D446,754 S *	8/2001	Guspodin	D12/603
D451,864 S	12/2001	Seifert et al.	D12/147
D469,396 S	1/2003	Hutson et al.	D12/520

(Continued)

OTHER PUBLICATIONS

U.S. Appl. No. 29/624,744, filed Nov. 3, 2017.

Primary Examiner — Brandon M Rosati

Assistant Examiner — John A Voytek

(74) *Attorney, Agent, or Firm* — Robert N. Lipsik

(57) **CLAIM**

The ornamental design for a tire, as shown and described.

DESCRIPTION

FIG. 1 is a perspective view of a tire showing my new design, it being understood that the pattern repeats uniformly throughout the circumference of the tread;

FIG. 2 is a front elevational view thereof;

FIG. 3 is a right side elevational view thereof; the left side elevational view being identical thereto;

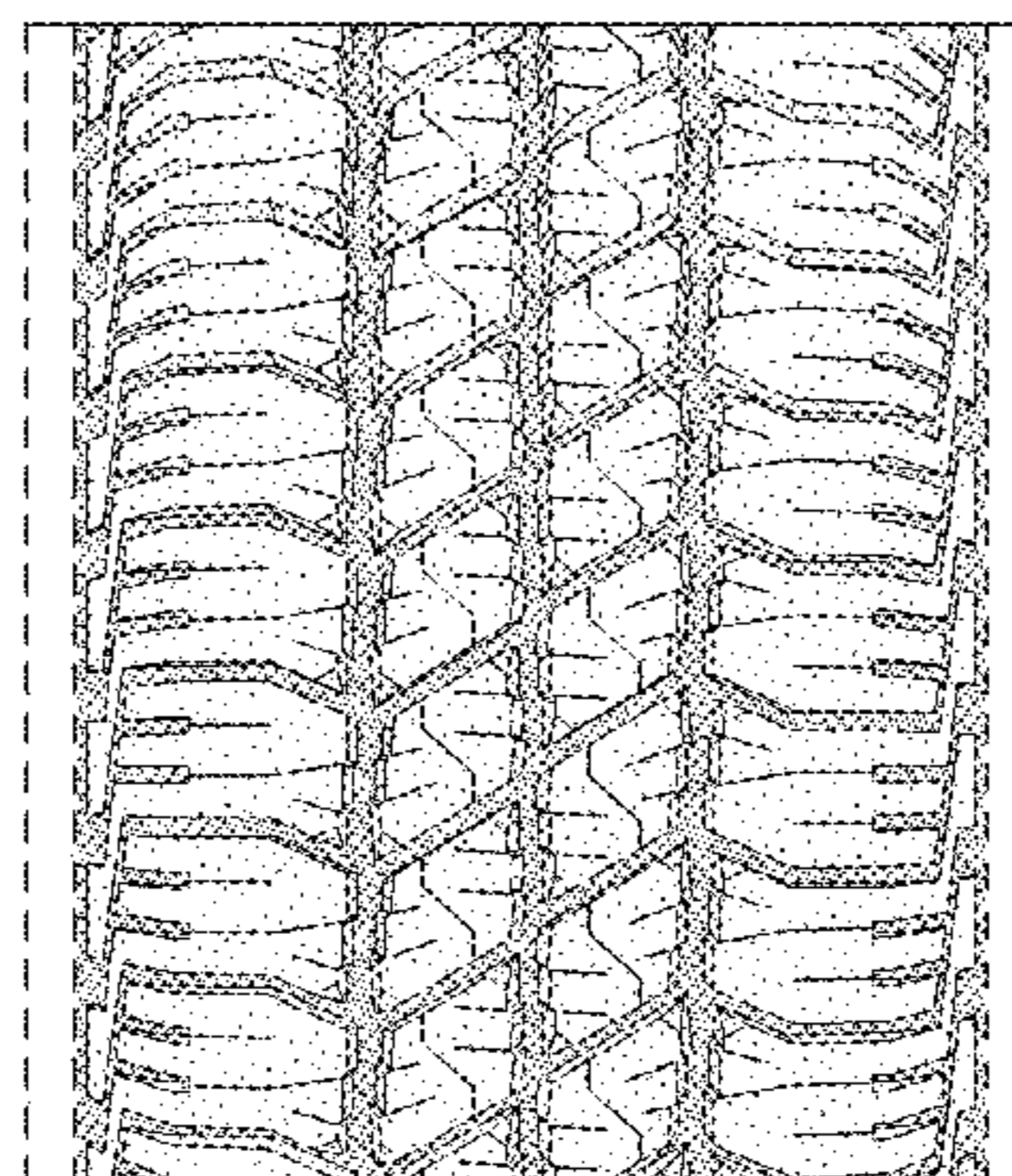
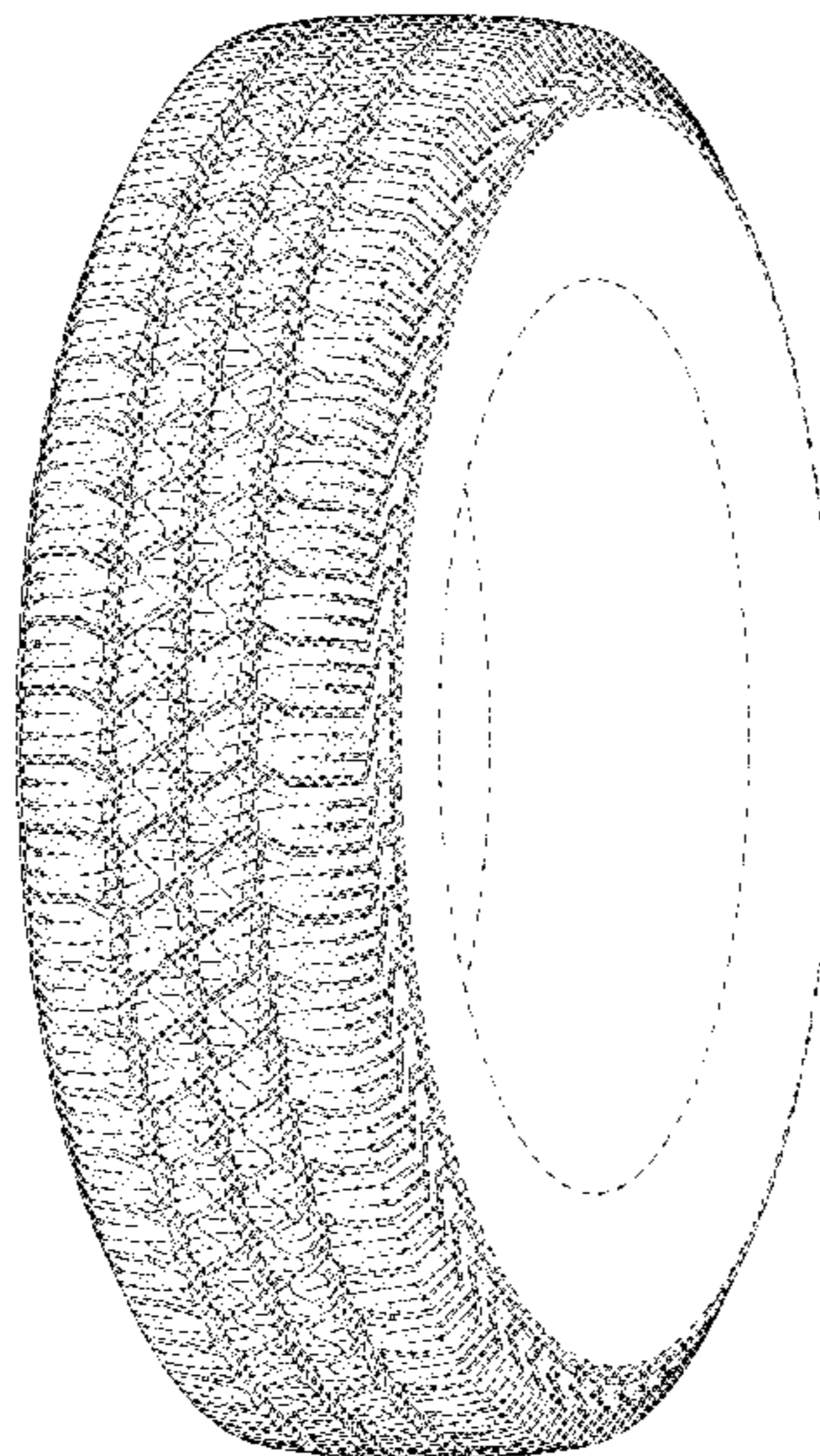
FIG. 4 is an enlarged fragmentary front elevational view thereof;

FIG. 5 is a perspective view of a second embodiment of a tire showing my new design, it being understood that the interior of the tire forms no part of the claim, that the pattern repeats uniformly throughout the circumference of the tread and that the opposite side view is identical thereto; and,

FIG. 6 is a front elevational view of a second embodiment, it being understood that an enlarged fragmentary view thereof would be substantially identical to that shown in FIG. 4, with the exception of the inclusion of the sidewall in the claim.

In the drawings, the broken lines immediately adjacent to the outer edges of the tire shoulder represent boundaries of the claim, and the broken lines depict environmental subject matter only and form no part of the claimed design.

1 Claim, 6 Drawing Sheets



(56)

References Cited

U.S. PATENT DOCUMENTS

D484,457 S	*	12/2003	Kindig	D12/603
D500,732 S		1/2005	Lo	D12/588
D514,503 S	*	2/2006	Weaver	D12/596
D527,339 S		8/2006	Lassan et al.	D12/600
D536,663 S	*	2/2007	Heinen	D12/603
D556,125 S		11/2007	Blackiston et al.	D12/598
D599,282 S		9/2009	Nicolas	D12/588
D600,635 S		9/2009	Finnell et al.	D12/601
D604,228 S		11/2009	Le et al.	D12/582
D604,229 S		11/2009	Le et al.	D12/582
D627,707 S		11/2010	Le et al.	D12/566
D639,720 S		6/2011	Harvey et al.	D12/521
D644,599 S		9/2011	Nicolas et al.	D12/601
D648,264 S		11/2011	Le et al.	D12/588
D670,237 S		11/2012	Maxwell et al.	D12/601
D733,642 S		7/2015	Oberlin et al.	D12/601
D733,643 S		7/2015	Oberlin et al.	D12/601
D737,757 S		9/2015	Oberlin et al.	D12/601
D782,965 S	*	4/2017	Fontaine	D12/584
D782,969 S		4/2017	Davis et al.	D12/597
D784,914 S	*	4/2017	Fontaine	D12/584
D786,785 S		5/2017	Mathonet et al.	D12/595
D789,289 S	*	6/2017	Sareen	D12/596
D837,139 S	*	1/2019	Roelofs	D12/603
D837,140 S	*	1/2019	Roelofs	D12/603

* cited by examiner

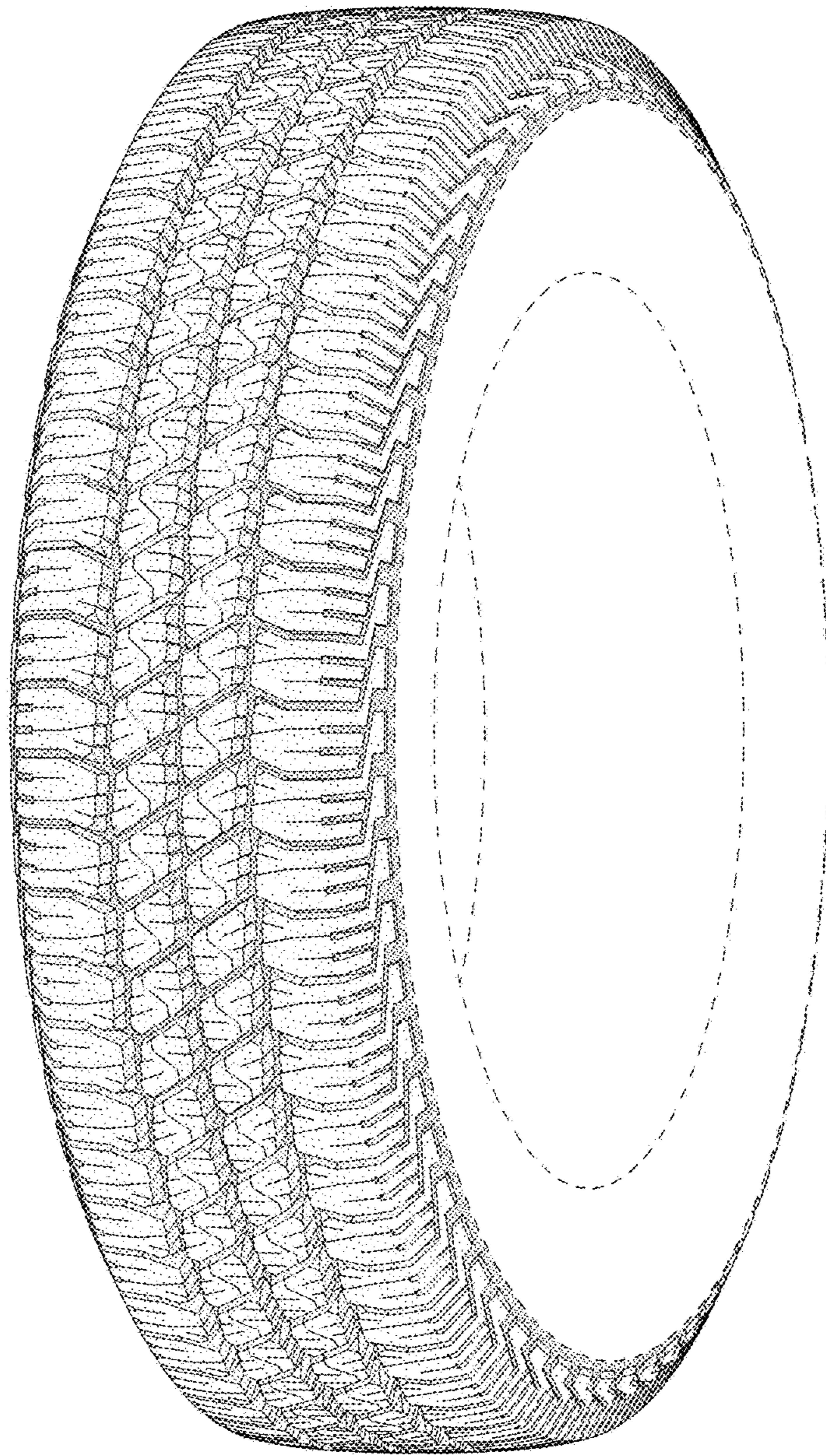


FIG - 1

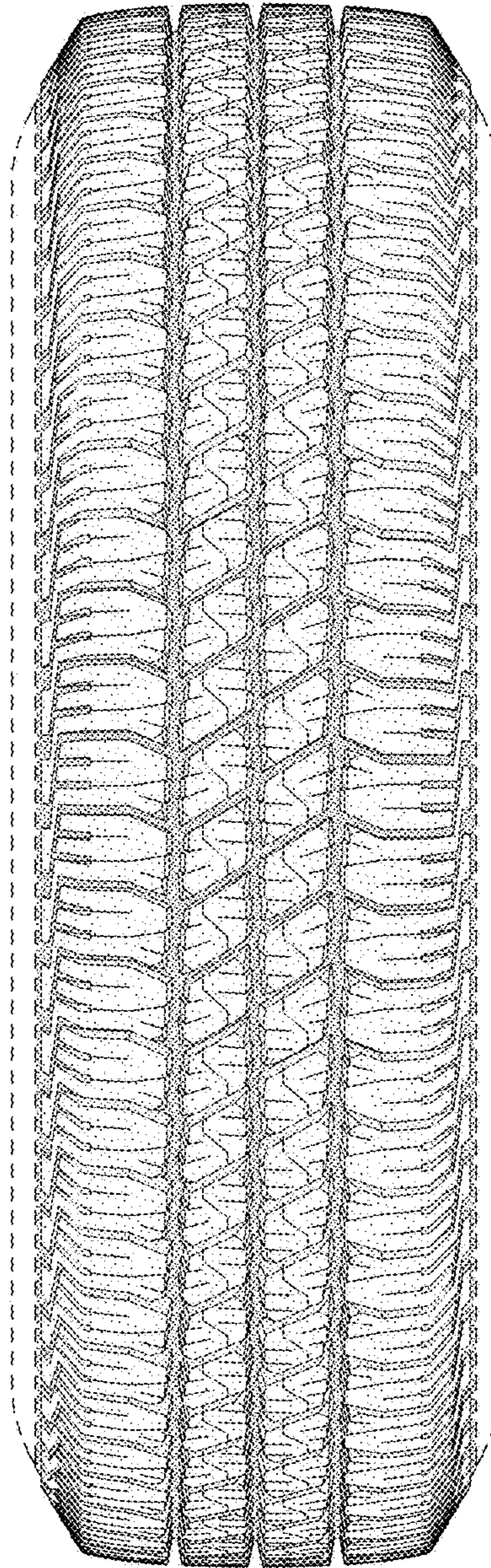


FIG - 2




FIG - 3

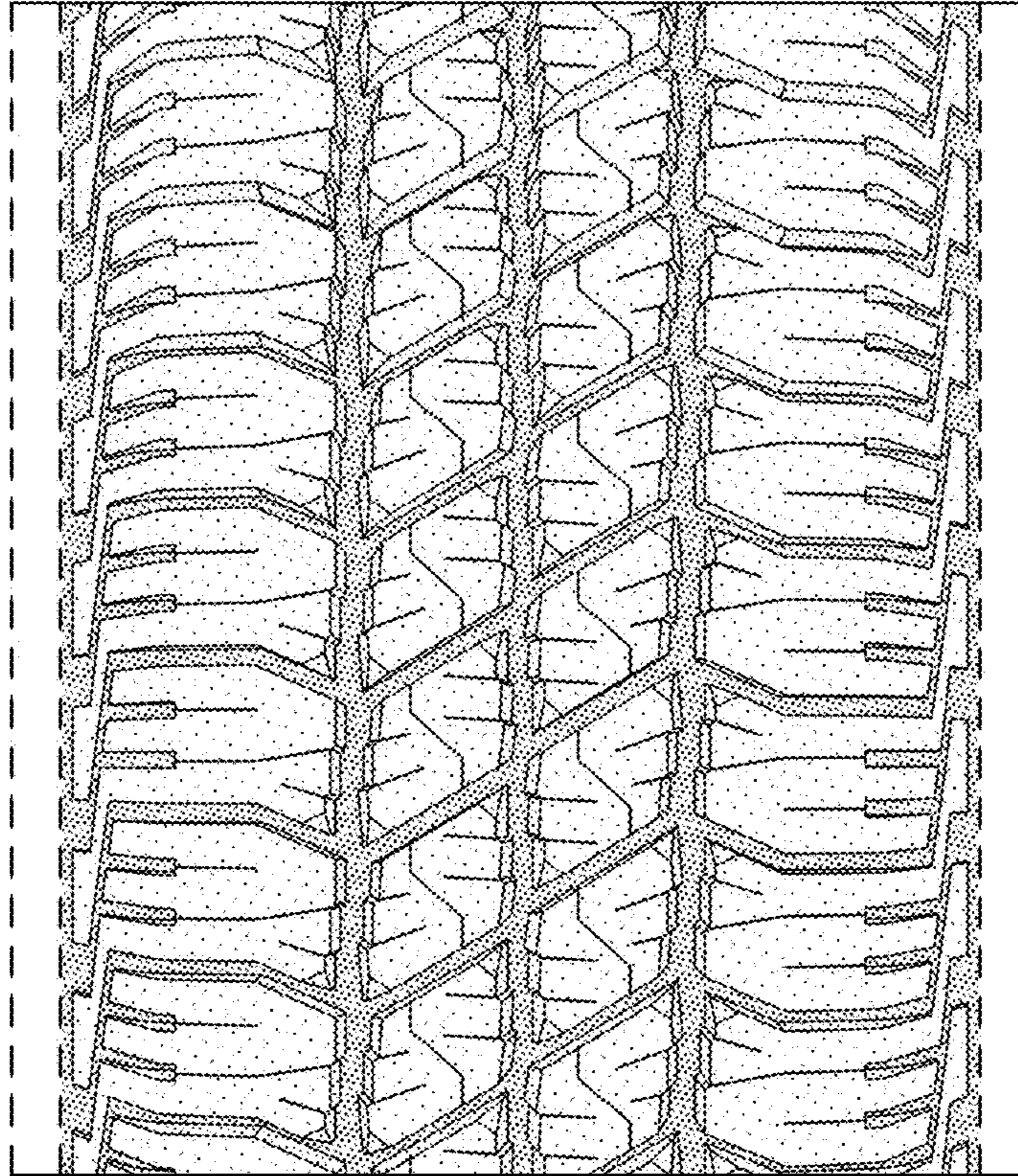


FIG - 4

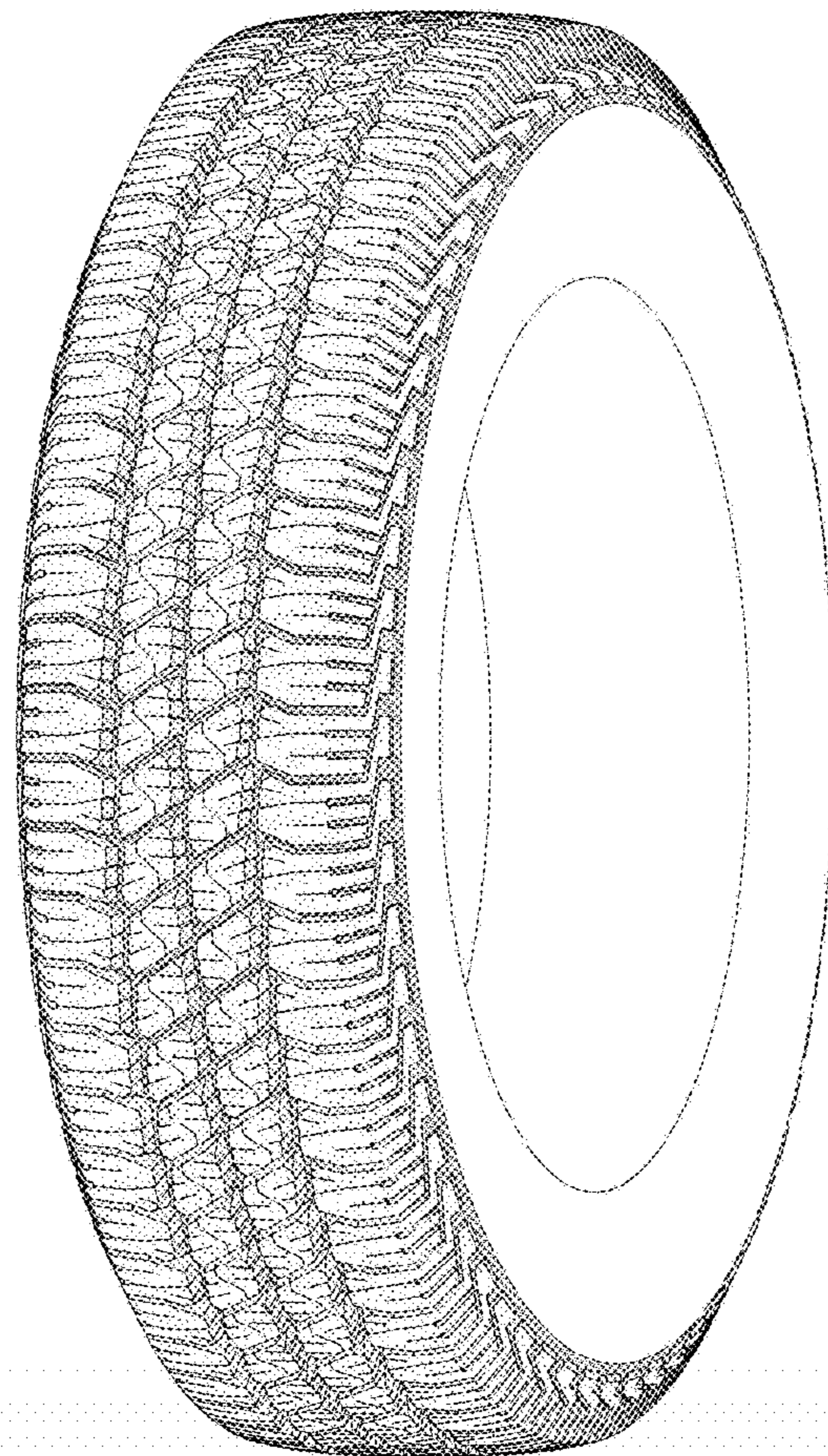


FIG - 5

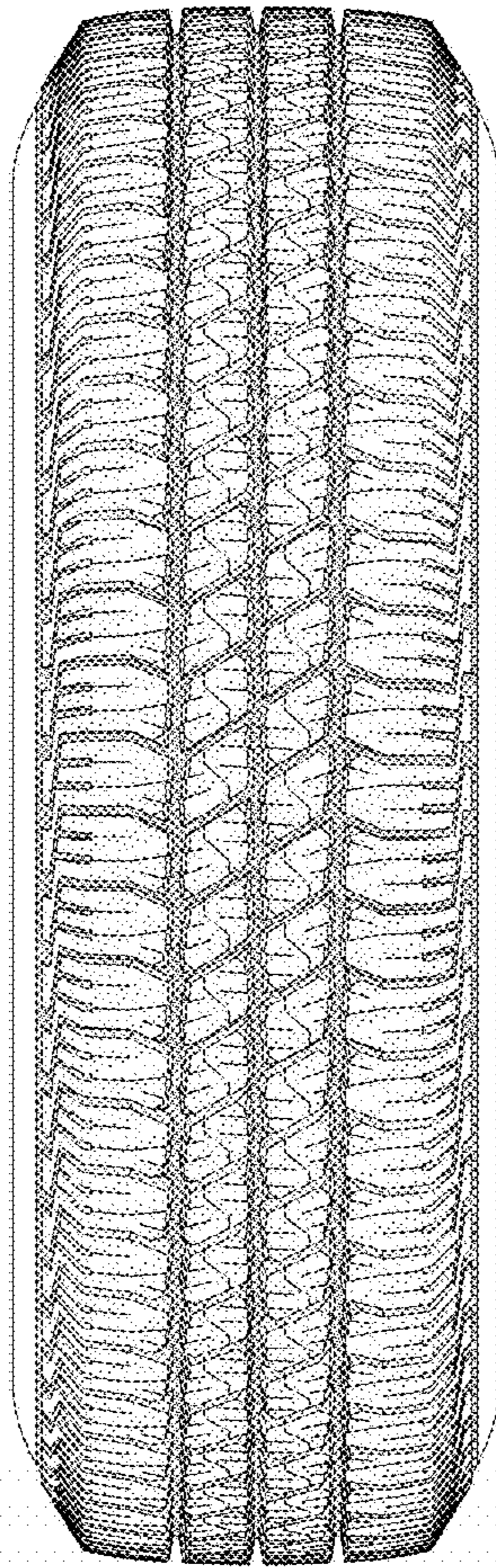


FIG - 6