



US00D853945S

(12) **United States Design Patent**
Herbst

(10) **Patent No.:** **US D853,945 S**
(45) **Date of Patent:** **** Jul. 16, 2019**

- (54) **TIRE**
- (71) Applicant: **CONTINENTAL REIFEN DEUTSCHLAND GMBH**, Hannover (DE)
- (72) Inventor: **Stephan Herbst**, Langenhagen (DE)
- (73) Assignee: **Continental Reifen Deutschland GmbH**, Hannover (DE)
- (**) Term: **15 Years**
- (21) Appl. No.: **29/609,449**
- (22) Filed: **Jun. 30, 2017**
- (30) **Foreign Application Priority Data**

Jan. 16, 2017 (EM) 003640812-0001

- (51) **LOC (11) Cl.** **12-15**
- (52) **U.S. Cl.**
USPC **D12/588; D12/579**
- (58) **Field of Classification Search**
USPC D12/586, 587, 588, 589, 590, 591, 600, D12/601, 900, 579
CPC B60C 11/032; B60C 11/0388
See application file for complete search history.

(56) **References Cited**
U.S. PATENT DOCUMENTS

D307,880 S * 5/1990 Miller D12/587

D318,830 S *	8/1991	Manestar	D12/587
D323,311 S *	1/1992	Yamashita	D12/587
D557,656 S *	12/2007	Iwabuchi	D12/587
D572,187 S *	7/2008	Himuro	D12/587
D645,395 S *	9/2011	Martin	D12/587
D647,038 S *	10/2011	Jacobs	D12/587
D676,801 S *	2/2013	Scheifele	D12/587
D770,366 S *	11/2016	Pribula	D12/587

* cited by examiner

Primary Examiner — Robert M. Spear
(74) *Attorney, Agent, or Firm* — Laurence A. Greenberg; Werner H. Stemer; Ralph E. Locher


(57) **CLAIM**

The ornamental design for a tire, as shown and described.

DESCRIPTION

FIG. 1 is a front elevation view of the tire showing my new design;
FIG. 2 is a right side perspective view thereof;
FIG. 3 is a right side elevation view thereof;
FIG. 4 is a left side perspective view thereof;
FIG. 5 is a left side elevation view thereof; and,
FIG. 6 is a partial front view thereof.

1 Claim, 6 Drawing Sheets






FIG. 1



FIG. 2




FIG. 3



FIG. 4



FIG. 5



FIG. 6