



US00D853943S

(12) **United States Design Patent**
Jones et al.

(10) **Patent No.:** **US D853,943 S**
(45) **Date of Patent:** **** Jul. 16, 2019**

(54) **TIRE**

(71) Applicant: **The Goodyear Tire & Rubber Company, Akron, OH (US)**

(72) Inventors: **Ashley Amanda Jones, Akron, OH (US); Devin Curtis Dickerhoff, Akron, OH (US); Derek John Becker, Munroe Falls, OH (US); John Stephen Guilford, Seville, OH (US)**

(73) Assignee: **The Goodyear Tire & Rubber Company, Akron, OH (US)**

(**) Term: **15 Years**

(21) Appl. No.: **29/628,873**

(22) Filed: **Dec. 8, 2017**

(51) **LOC (11) Cl.** **12-15**

(52) **U.S. Cl.**
USPC **D12/587**

(58) **Field of Classification Search**
USPC D12/568, 574-604
CPC Y10T 152/10027; B60C 1/0016; B60C 11/0306; B60C 11/0302; B60C 3/06; B60C 9/17

See application file for complete search history.

(56) **References Cited**

U.S. PATENT DOCUMENTS

D410,420 S	6/1999	de Barsy	D12/147
D423,419 S	4/2000	Kemp, Jr. et al.	D12/142
D448,707 S	10/2001	Maziarka et al.	D12/147
D451,860 S	12/2001	Schuster et al.	D12/147
D452,199 S	12/2001	Robert et al.	D12/146
D455,709 S	4/2002	Dixon et al.	D12/588
D458,584 S	6/2002	Young et al.	D12/600
D497,875 S	11/2004	Le et al.	D12/594
D500,288 S	12/2004	Maziarka et al.	D12/601

D502,444 S	*	3/2005	Wage	D12/588
D554,055 S		10/2007	Beauguitte et al.	D12/600
D569,334 S		5/2008	Maziarka et al.	D12/600
D592,590 S		5/2009	Janesh et al.	D12/600
D601,085 S		9/2009	Janesh et al.	D12/600
D604,226 S		11/2009	Scheuren	D12/553
D605,107 S		12/2009	Ludwig et al.	D12/588

(Continued)

Primary Examiner — Brandon M Rosati

Assistant Examiner — John A Voytek

(74) *Attorney, Agent, or Firm* — Robert N. Lipsik

(57) **CLAIM**

The ornamental design for a tire, as shown and described.

DESCRIPTION

FIG. 1 is a perspective view of a tire showing our new design, it being understood that the pattern repeats uniformly throughout the circumference of the tread;

FIG. 2 is a front elevational view thereof;

FIG. 3 is a right side elevational view thereof; the left side elevational view being identical thereto;

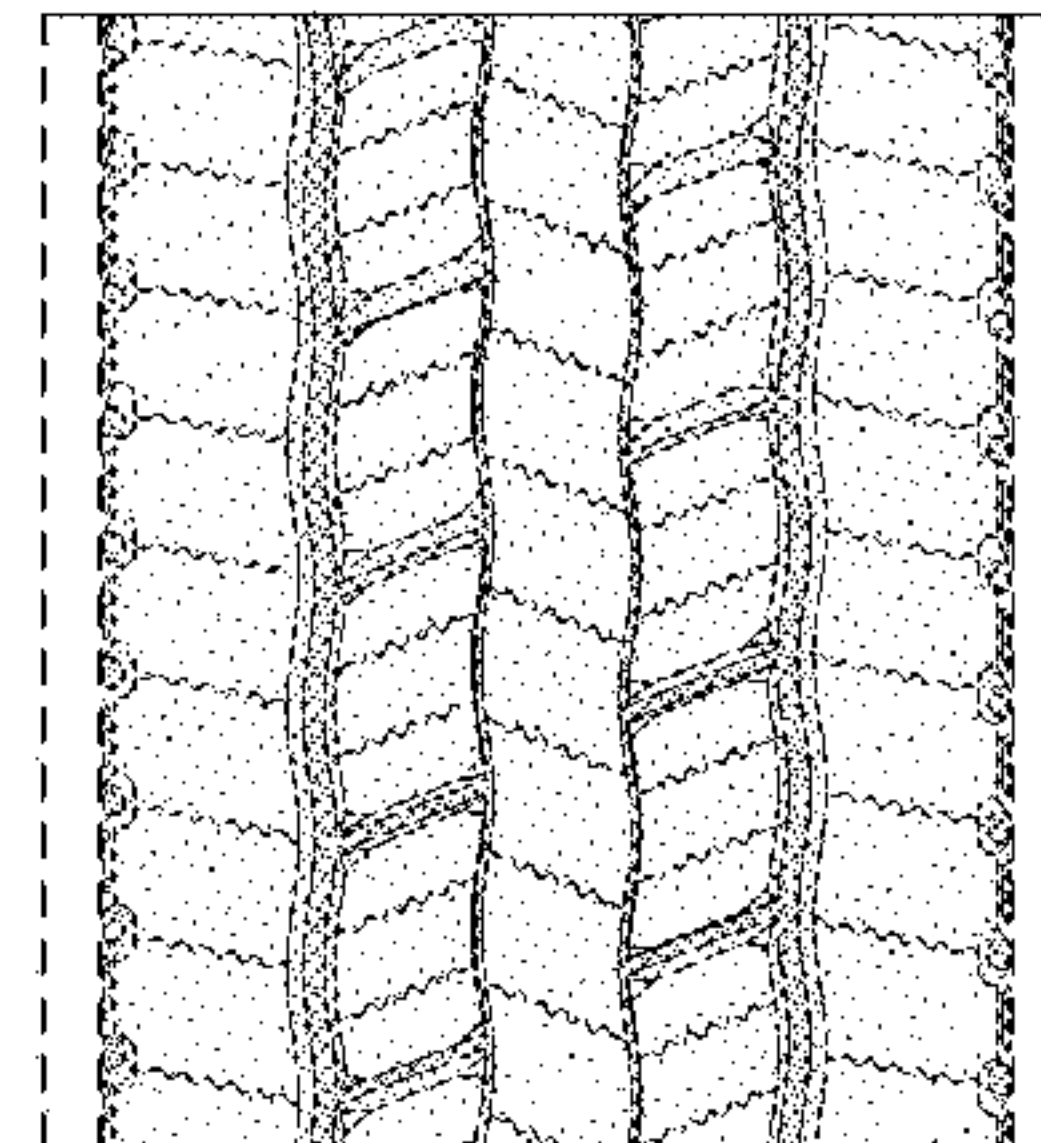
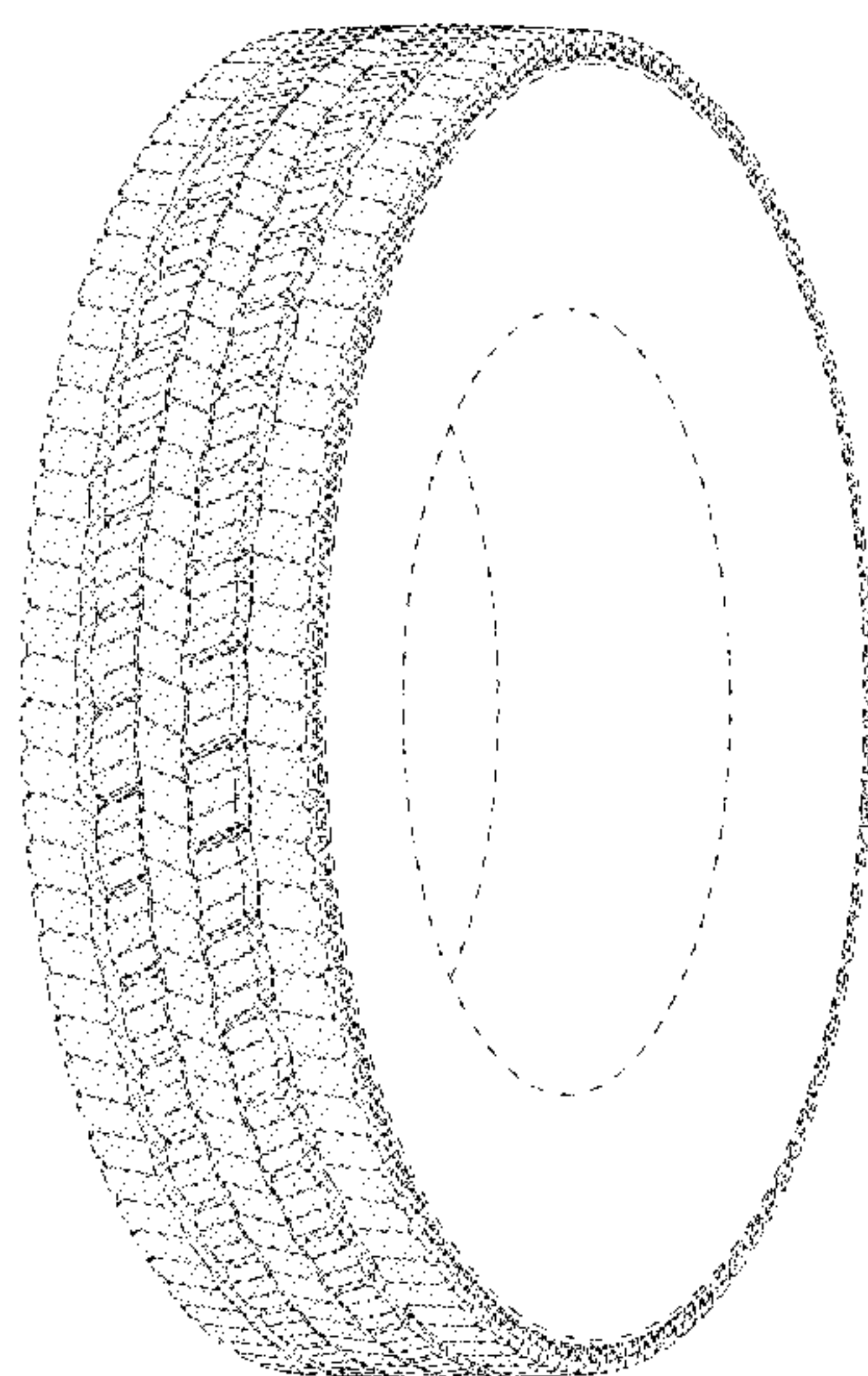
FIG. 4 is an enlarged fragmentary front elevational view thereof;

FIG. 5 is a perspective view of a second embodiment of a tire showing our new design, it being understood that the interior of the tire forms no part of the claim, that the pattern repeats uniformly throughout the circumference of the tread and that the opposite side view is identical thereto; and,

FIG. 6 is a front elevational view of a second embodiment, it being understood that an enlarged fragmentary view thereof would be substantially identical to that shown in FIG. 4, with the exception of the inclusion of the sidewall in the claim.

In the drawings, the broken lines immediately adjacent to the outer edges of the tire shoulder represent boundaries of the claim, and the broken lines depict environmental subject matter only and form no part of the claimed design.

1 Claim, 6 Drawing Sheets



(56)

References Cited

U.S. PATENT DOCUMENTS

D609,170 S	2/2010	Feider et al.	D12/588
D609,175 S	2/2010	Feider et al.	D12/600
D616,357 S	5/2010	Cerny	D12/600
D619,081 S	7/2010	Nicolas et al.	D12/571
D628,955 S *	12/2010	Toumni	D12/588
D647,470 S	10/2011	Bachtel et al.	D12/600
D653,199 S	1/2012	Scheuren et al.	D12/588
D660,223 S	5/2012	Dixon et al.	D12/600
D662,457 S	6/2012	Krier et al.	D12/588
D664,913 S	8/2012	Le et al.	D12/521
D674,743 S	1/2013	Uphouse et al.	D12/600
D676,800 S	2/2013	Buchinger-Barnstorf ...	D12/580
D702,180 S	4/2014	Le et al.	D12/588
D731,960 S *	6/2015	Otani	D12/587
D735,650 S	8/2015	Bachtel et al.	D12/600
D738,293 S	9/2015	Cothran et al.	D12/580
D738,815 S	9/2015	Dixon et al.	D12/594
D756,900 S *	5/2016	Kristen	D12/587
D768,560 S *	10/2016	Kristen	D12/587
D779,420 S	2/2017	Krier et al.	D12/601
D780,681 S	3/2017	Krier et al.	D12/600
D781,223 S *	3/2017	Dixon	D12/588
D787,436 S	5/2017	Dixon et al.	D12/600
D789,284 S	6/2017	Krier et al.	D12/588
D791,689 S	7/2017	Schuessler	D12/594
D792,335 S	7/2017	Dixon et al.	D12/588
D794,551 S	8/2017	Schimmoller, Jr.	D12/594
D796,429 S	9/2017	Cerny	D12/600
D810,006 S *	2/2018	Mayni	D12/588
D813,796 S *	3/2018	Dixon	D12/588
D813,797 S *	3/2018	Dixon	D12/588
D823,235 S *	7/2018	Lamb	D12/587

* cited by examiner

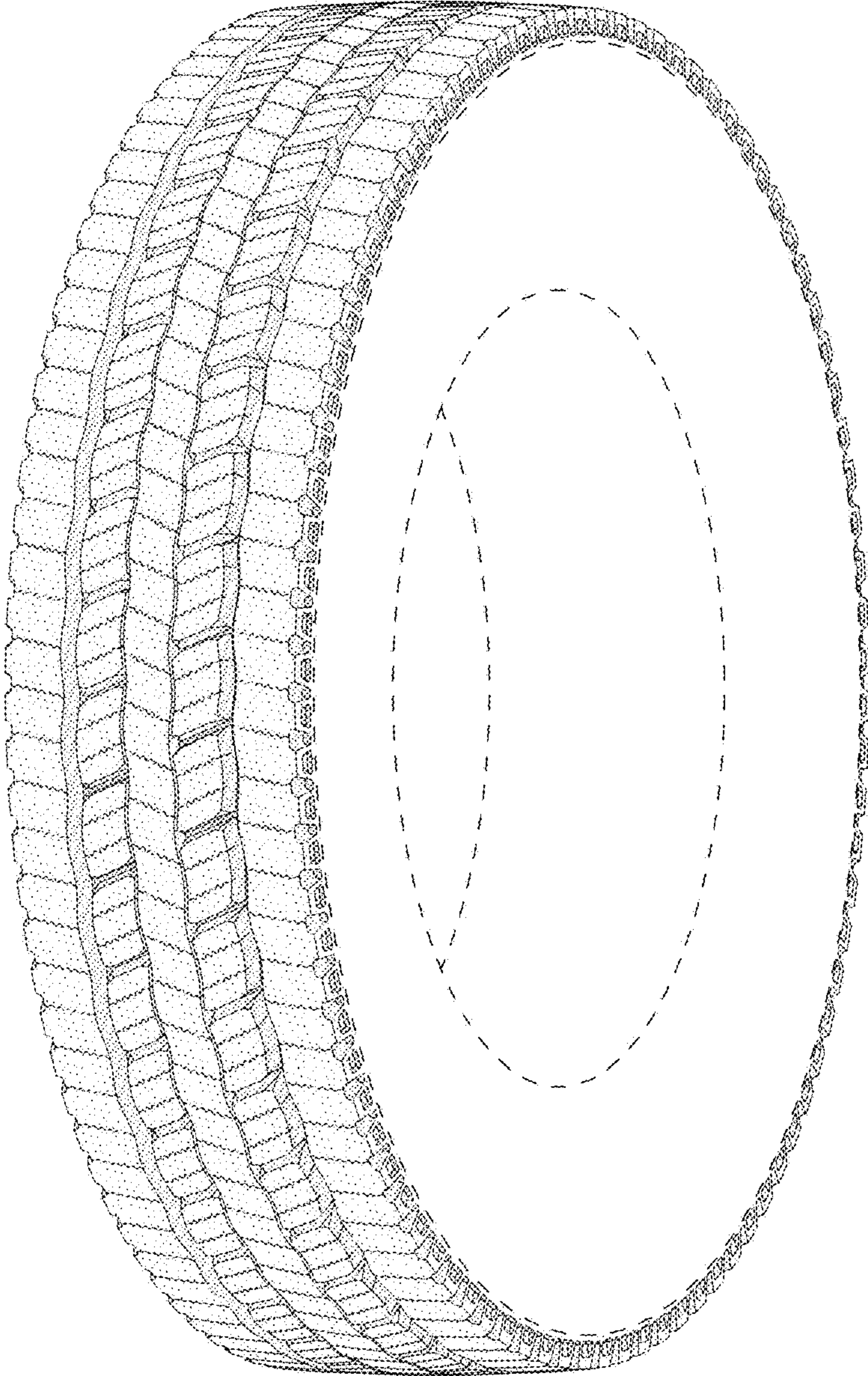


FIG - 1

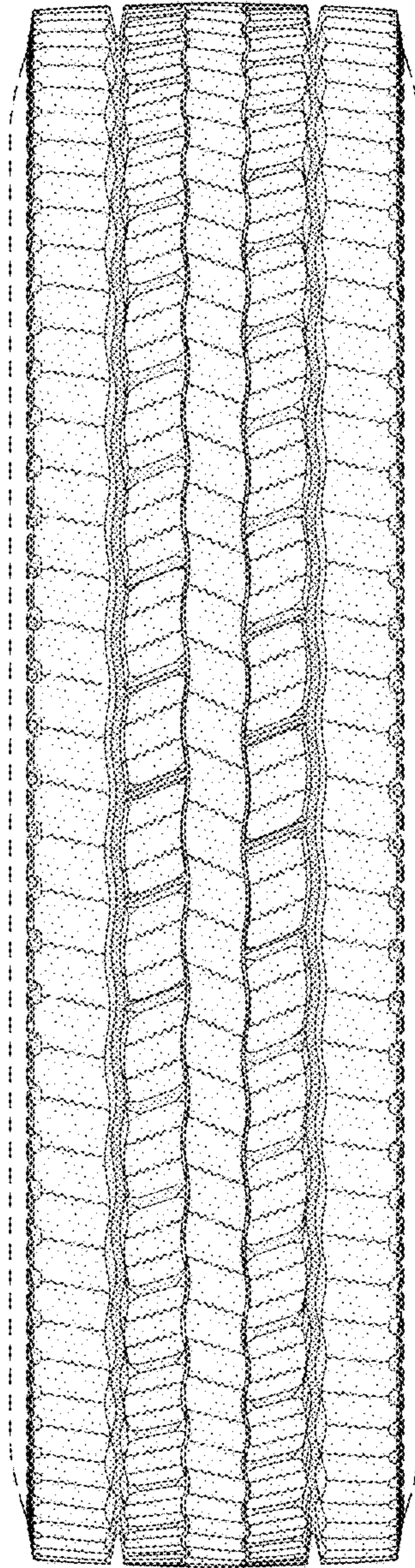


FIG - 2




FIG - 3

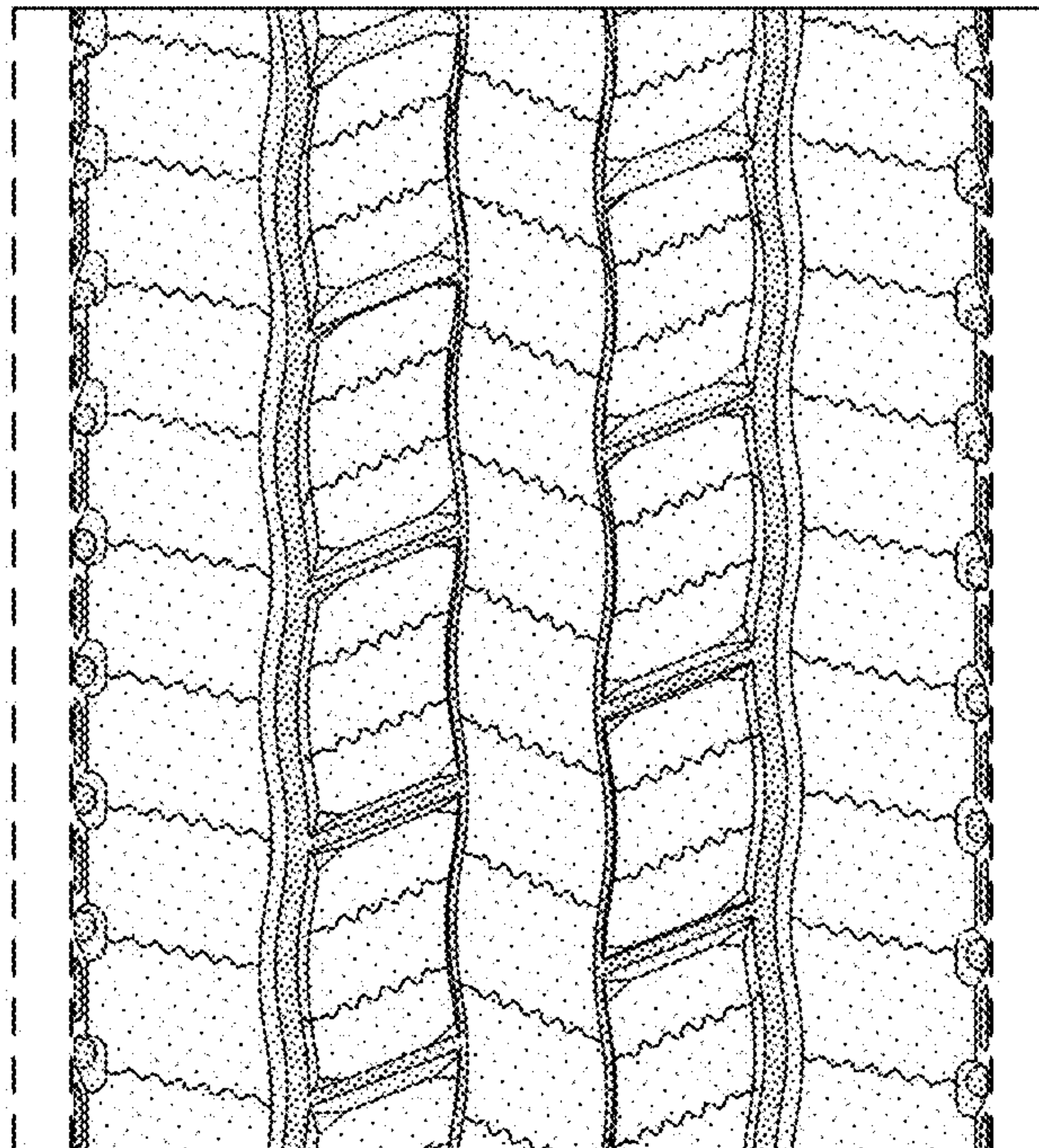


FIG - 4

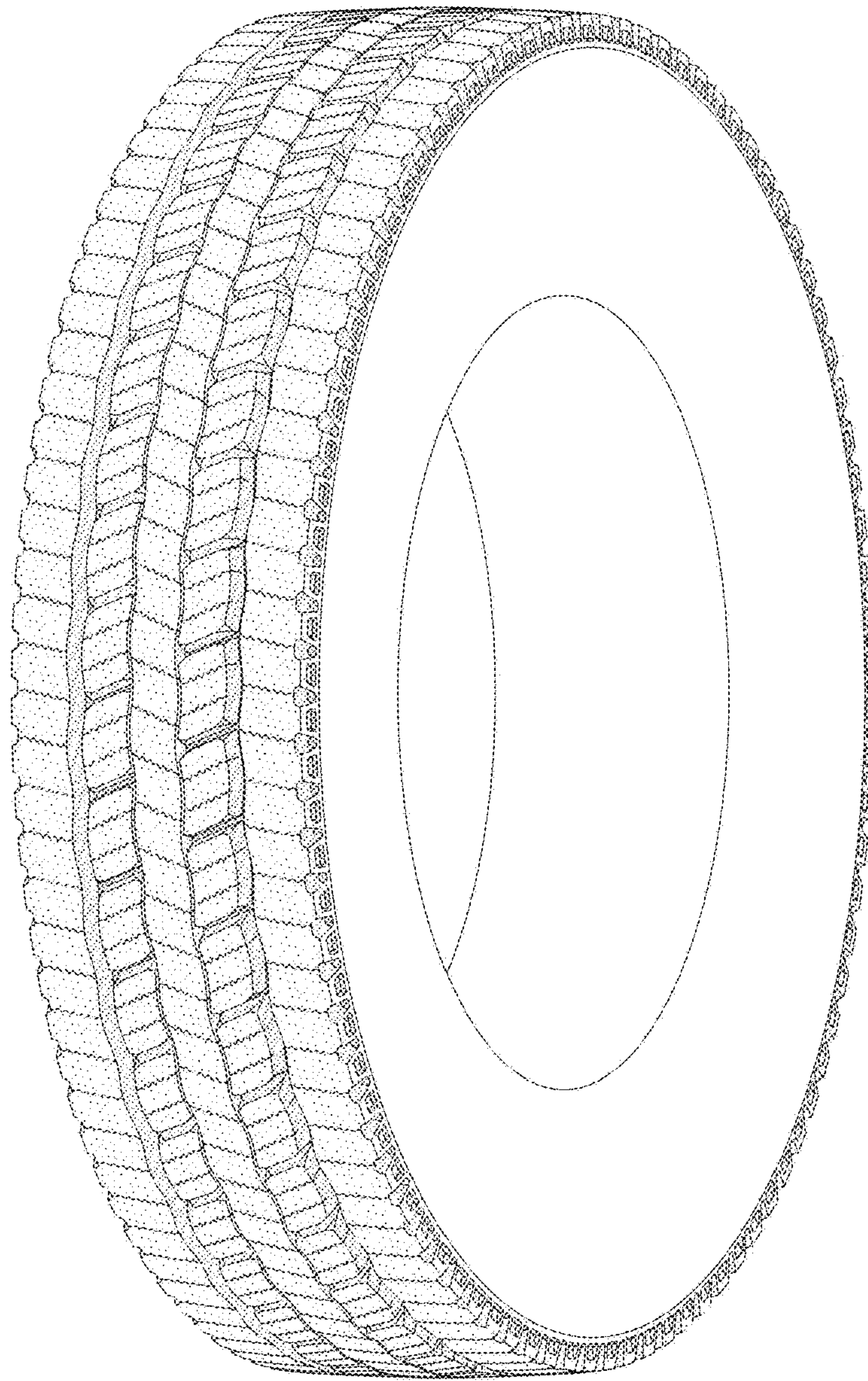


FIG - 5

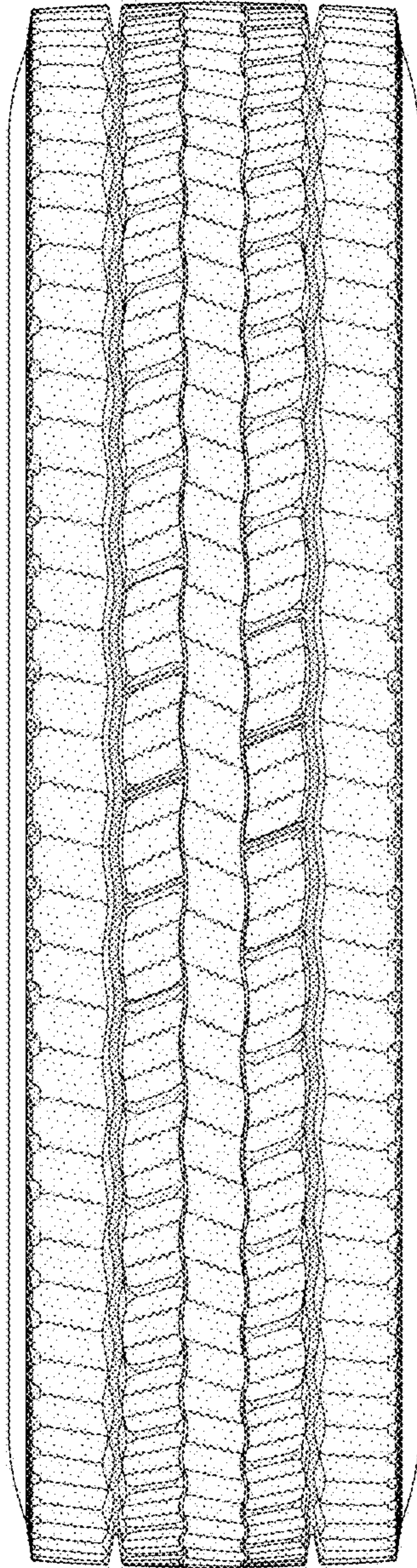


FIG - 6