



US00D853935S

(12) **United States Design Patent**  
**Henderson**

(10) **Patent No.:** **US D853,935 S**

(45) **Date of Patent:** **\*\* Jul. 16, 2019**

(54) **SPOKE SEGMENT OF A VEHICLE WHEEL**

(71) Applicant: **MOBILE HI-TECH WHEELS,**  
Rancho Dominguez, CA (US)

(72) Inventor: **Brian Henderson,** Seal Beach, CA  
(US)

(73) Assignee: **Mobile Hi-Tech Wheels,** Rancho  
Dominguez, CA (US)

(\*\*) Term: **15 Years**

(21) Appl. No.: **29/588,741**

(22) Filed: **Dec. 22, 2016**

(51) **LOC (11) Cl.** ..... **12-16**

(52) **U.S. Cl.**  
USPC ..... **D12/213**

(58) **Field of Classification Search**  
USPC ..... D12/204–213  
CPC .... B60B 7/00; B60B 7/02; B60B 7/04; B60B  
7/01; B60B 7/06; B60B 3/02; B60B 3/04;  
B60B 3/06; B60B 3/10; B60R 1/00;  
B60R 1/08; B60R 1/10; B60R 1/12;  
B60R 13/04

See application file for complete search history.

(56) **References Cited**

**U.S. PATENT DOCUMENTS**

D416,534 S \* 11/1999 Couzyn ..... D12/211  
D422,257 S \* 4/2000 Pruden ..... D12/209  
D433,987 S \* 11/2000 Couzyn ..... D12/211  
D440,198 S \* 4/2001 Ivanova ..... D12/209  
D448,712 S \* 10/2001 Laengerer ..... D12/209

D455,692 S \* 4/2002 Iguchi ..... D12/209  
D459,690 S \* 7/2002 Bintoro ..... D12/211  
D466,066 S \* 11/2002 Bintoro ..... D12/211  
D481,344 S \* 10/2003 Mattin ..... D12/211  
D485,523 S \* 1/2004 Takechi ..... D12/209  
D491,866 S \* 6/2004 Warming ..... D12/209  
D516,980 S \* 3/2006 Scheu ..... D12/209  
D522,429 S \* 6/2006 Ishiwata ..... D12/209  
D582,828 S \* 12/2008 Young ..... D12/211  
D668,195 S \* 10/2012 Tant ..... D12/209  
D714,205 S \* 9/2014 Hale, Jr. .... D12/209  
D734,702 S \* 7/2015 Hale ..... D12/209  
D737,749 S \* 9/2015 Hale ..... D12/213  
D748,029 S \* 1/2016 Kermelk ..... D12/209  
D817,844 S \* 5/2018 Hale, Jr. .... D12/209  
D830,268 S \* 10/2018 Hale, Jr. .... D12/209

\* cited by examiner

*Primary Examiner* — Stacia A Cadmus

(74) *Attorney, Agent, or Firm* — Lewis Roca Rothgerber  
Christie LLP

(57) **CLAIM**

The ornamental design for spoke segment of a vehicle  
wheel, as shown and described.

**DESCRIPTION**

FIG. 1 is a perspective view of a spoke segment of a vehicle  
wheel according to my new design; and,  
FIG. 2 is a front elevational view thereof.  
The broken lines showing the side of the wheel and the bolts  
and center cap in the central hub area are included for the  
purpose of illustrating environment and form no part of the  
claimed design.

**1 Claim, 2 Drawing Sheets**

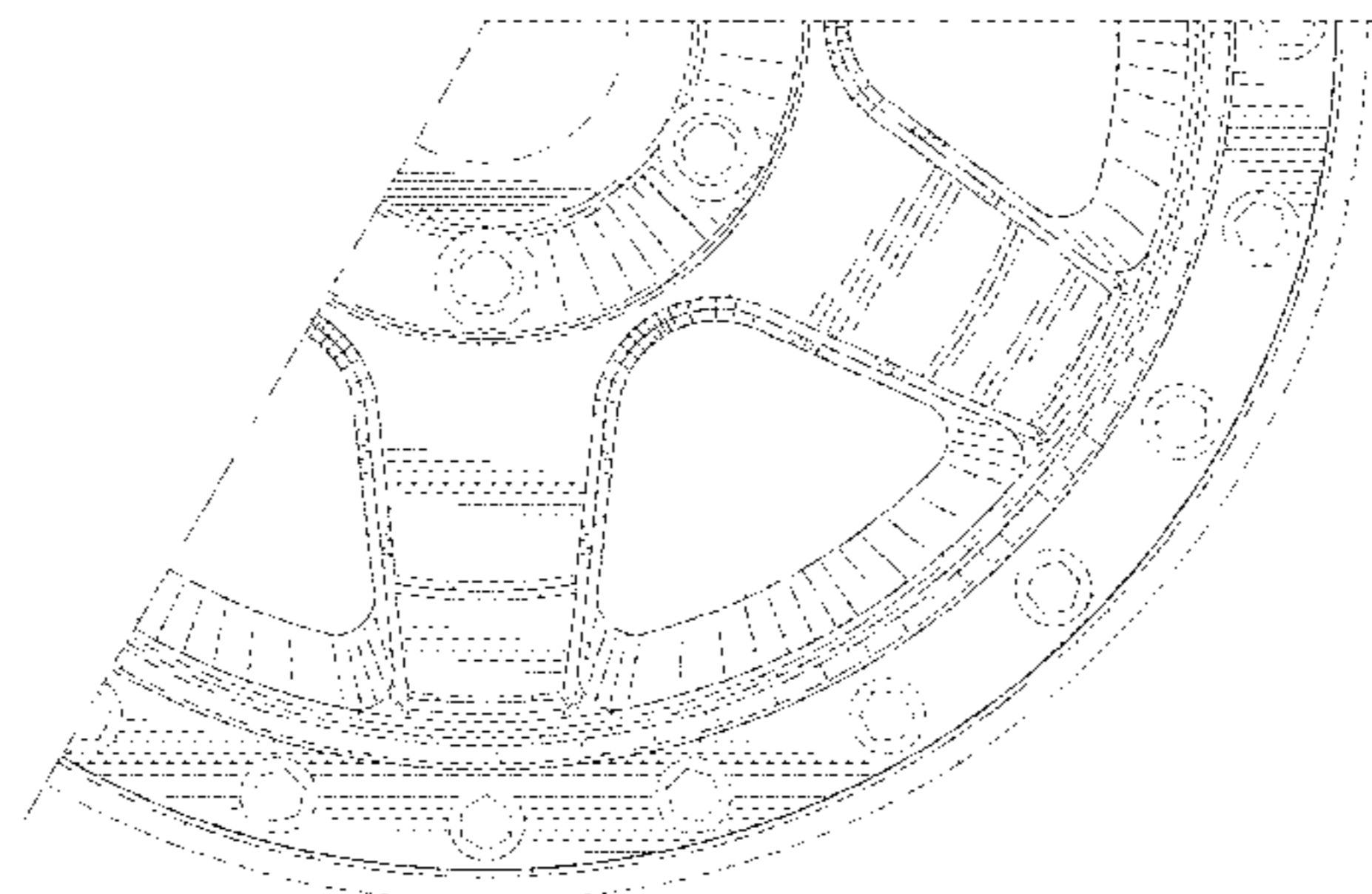
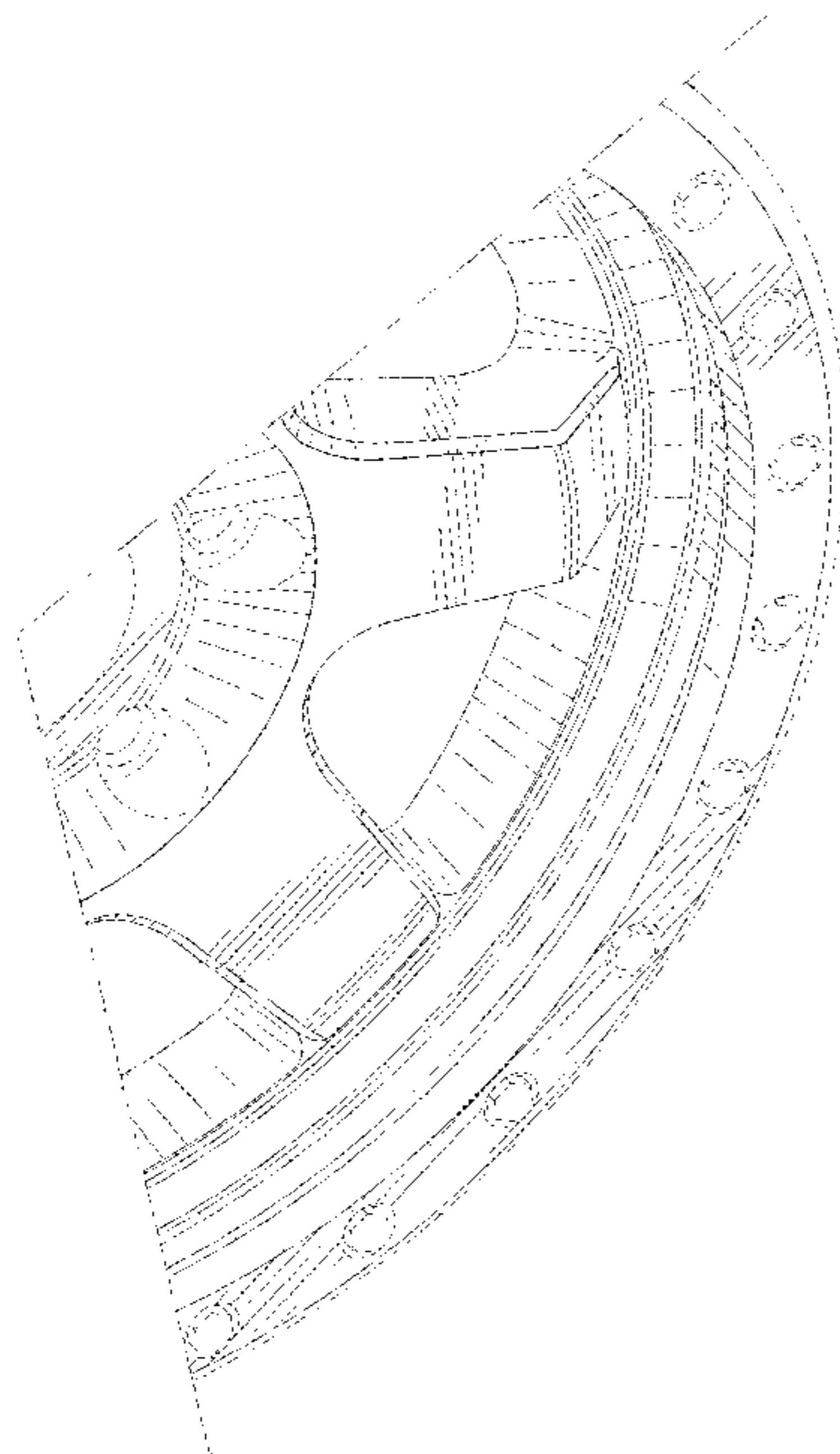


FIG.1

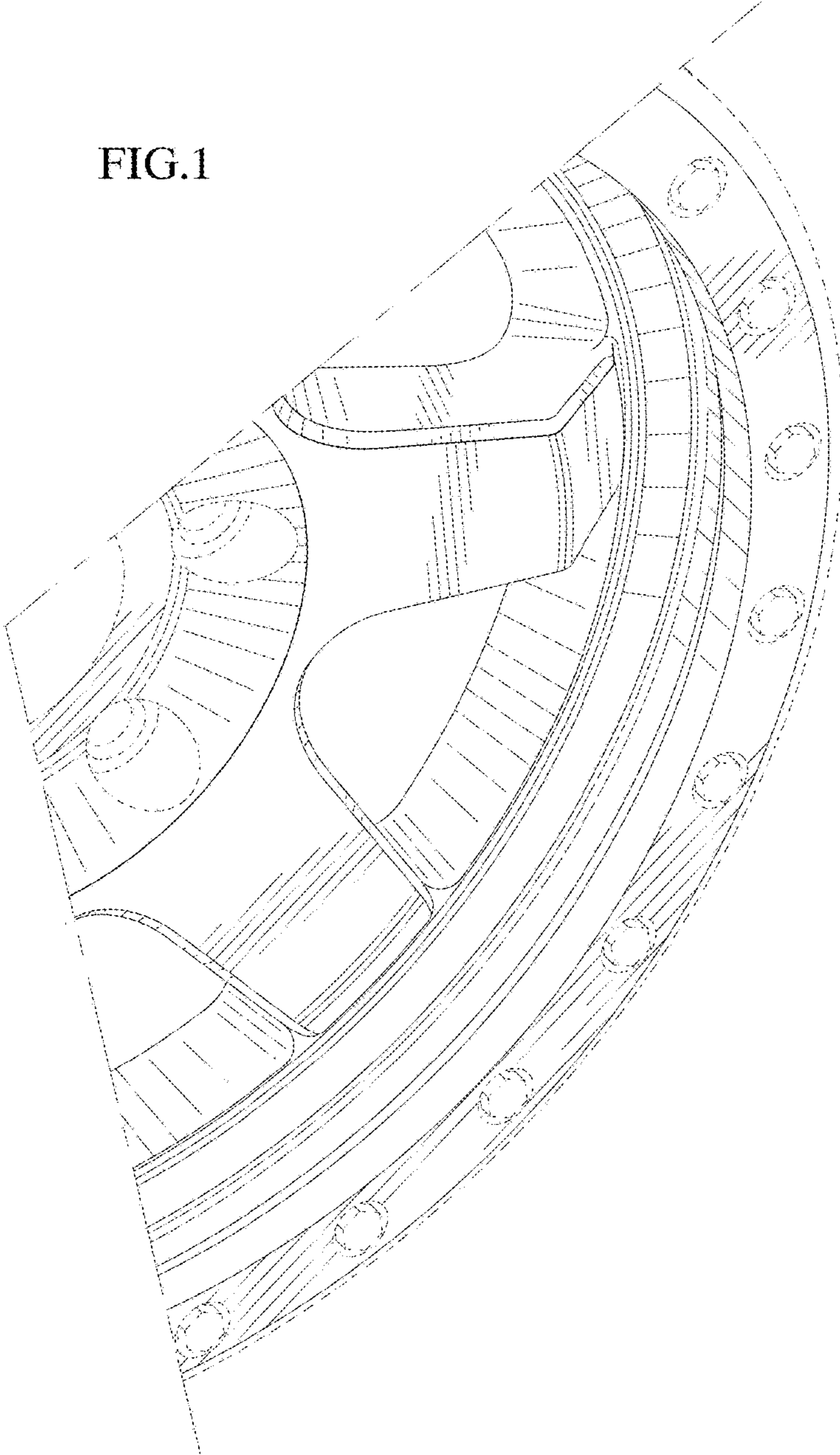


FIG.2

