



US00D853933S

(12) **United States Design Patent**  
**Henderson**

(10) **Patent No.:** **US D853,933 S**

(45) **Date of Patent:** **\*\* Jul. 16, 2019**

- (54) **VEHICLE WHEEL FRONT FACE**
- (71) Applicant: **MOBILE HI-TECH WHEELS,**  
Rancho Dominguez, CA (US)
- (72) Inventor: **Brian Henderson,** Seal Beach, CA  
(US)
- (73) Assignee: **Mobile Hi-Tech Wheels,** Rancho  
Dominguez, CA (US)
- (\*\*) Term: **15 Years**
- (21) Appl. No.: **29/588,740**
- (22) Filed: **Dec. 22, 2016**
- (51) **LOC (11) Cl.** ..... **12-16**
- (52) **U.S. Cl.**  
USPC ..... **D12/211**
- (58) **Field of Classification Search**  
USPC ..... D12/204–213  
CPC .... B60B 7/00; B60B 7/02; B60B 7/04; B60B  
7/01; B60B 7/06; B60B 3/02; B60B 3/04;  
B60B 3/06; B60B 3/10; B60R 1/00;  
B60R 1/08; B60R 1/10; B60R 1/12;  
B60R 13/04  
See application file for complete search history.

- (56) **References Cited**  
U.S. PATENT DOCUMENTS  
D416,534 S \* 11/1999 Couzyn ..... D12/211  
D422,257 S \* 4/2000 Pruden ..... D12/209  
D433,987 S \* 11/2000 Couzyn ..... D12/211  
D440,198 S \* 4/2001 Ivanova ..... D12/209  
D448,712 S \* 10/2001 Laengerer ..... D12/209

D455,692 S *	4/2002	Iguchi .....	D12/209
D459,690 S *	7/2002	Bintoro .....	D12/211
D466,066 S *	11/2002	Bintoro .....	D12/211
D481,344 S *	10/2003	Mattin .....	D12/211
D485,523 S *	1/2004	Takechi .....	D12/209
D491,866 S *	6/2004	Warming .....	D12/209
D516,980 S *	3/2006	Scheu .....	D12/209
D522,429 S *	6/2006	Ishiwata .....	D12/209
D582,828 S *	12/2008	Young .....	D12/211
D668,195 S *	10/2012	Tant .....	D12/209
D734,702 S *	7/2015	Hale .....	D12/209
D737,749 S *	9/2015	Hale .....	D12/213
D748,029 S *	1/2016	Kermelk .....	D12/209
D817,844 S *	5/2018	Hale, Jr. ....	D12/209
D830,268 S *	10/2018	Hale, Jr. ....	D12/209

\* cited by examiner

*Primary Examiner* — Stacia A Cadmus  
(74) *Attorney, Agent, or Firm* — Lewis Roca Rothgerber  
Christie LLP

(57) **CLAIM**

The ornamental design for vehicle wheel front face, as shown and described.

**DESCRIPTION**

FIG. 1 is a perspective view of a vehicle wheel front face according to my new design;  
FIG. 2 is a front elevational view thereof; and,  
FIG. 3 is a side elevational view thereof.  
The broken lines showing the side of the wheel and the bolts and center cap in the central hub area are included for the purpose of illustrating environment and form no part of the claimed design.

**1 Claim, 3 Drawing Sheets**

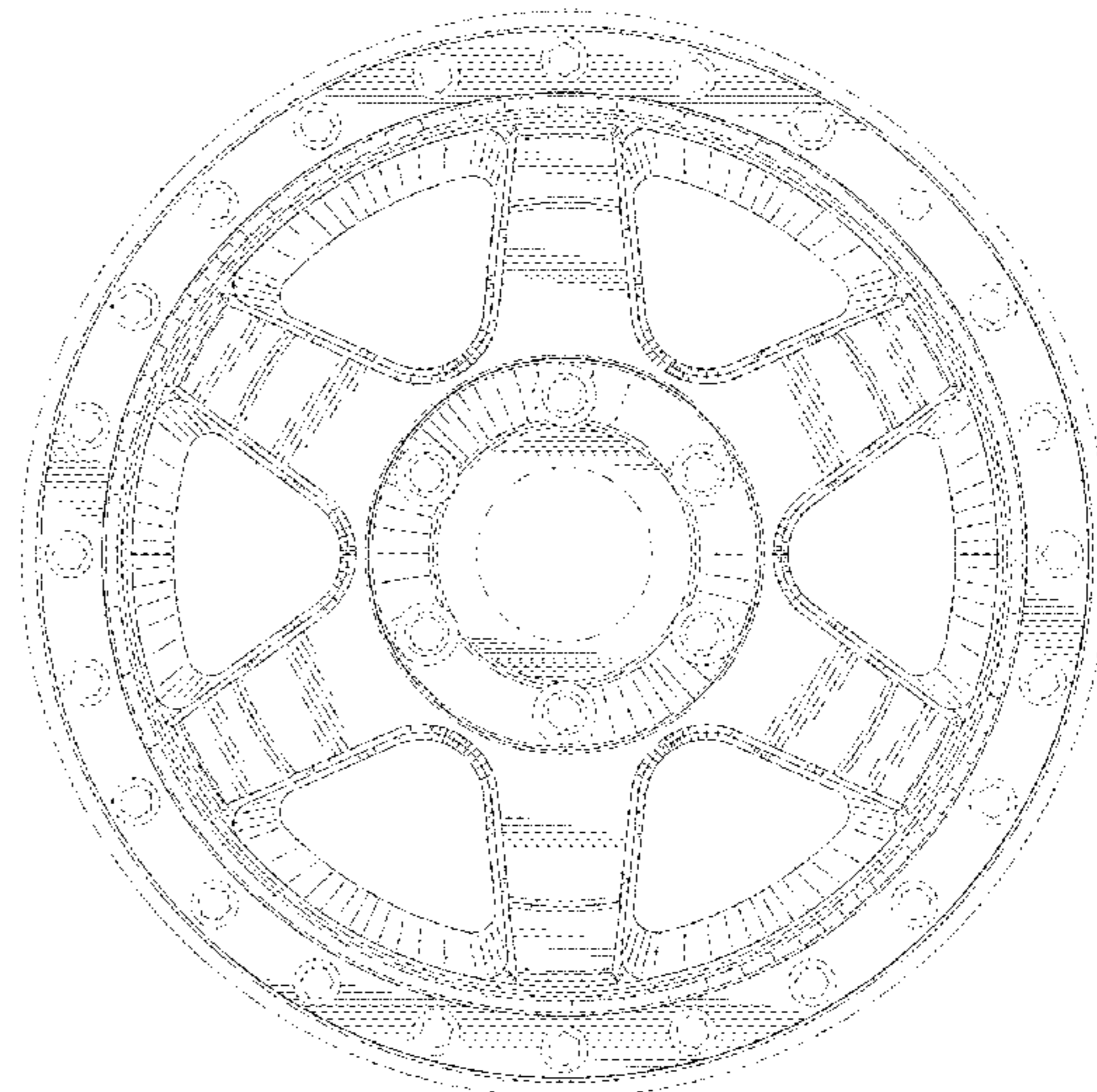
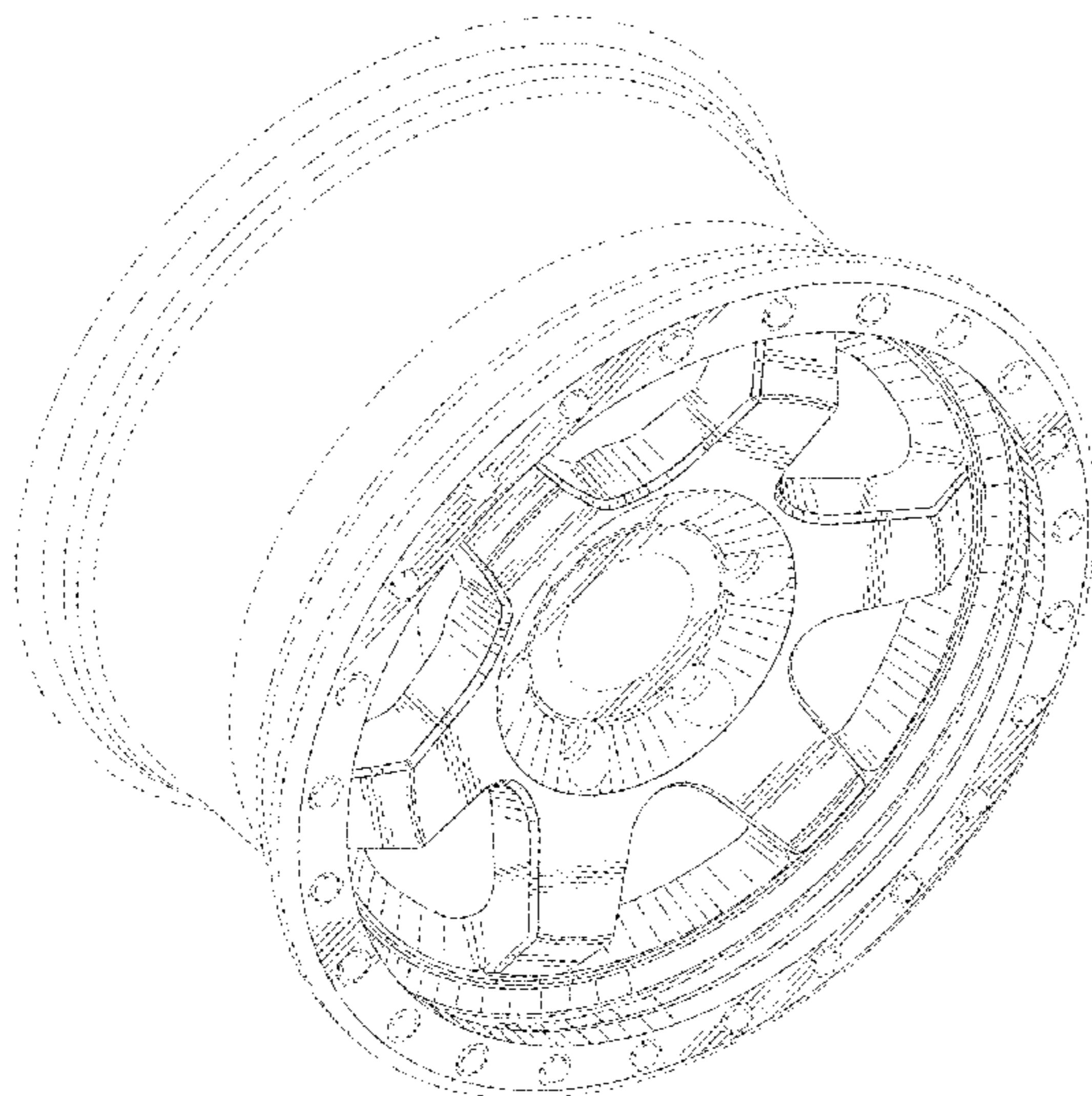


FIG.1

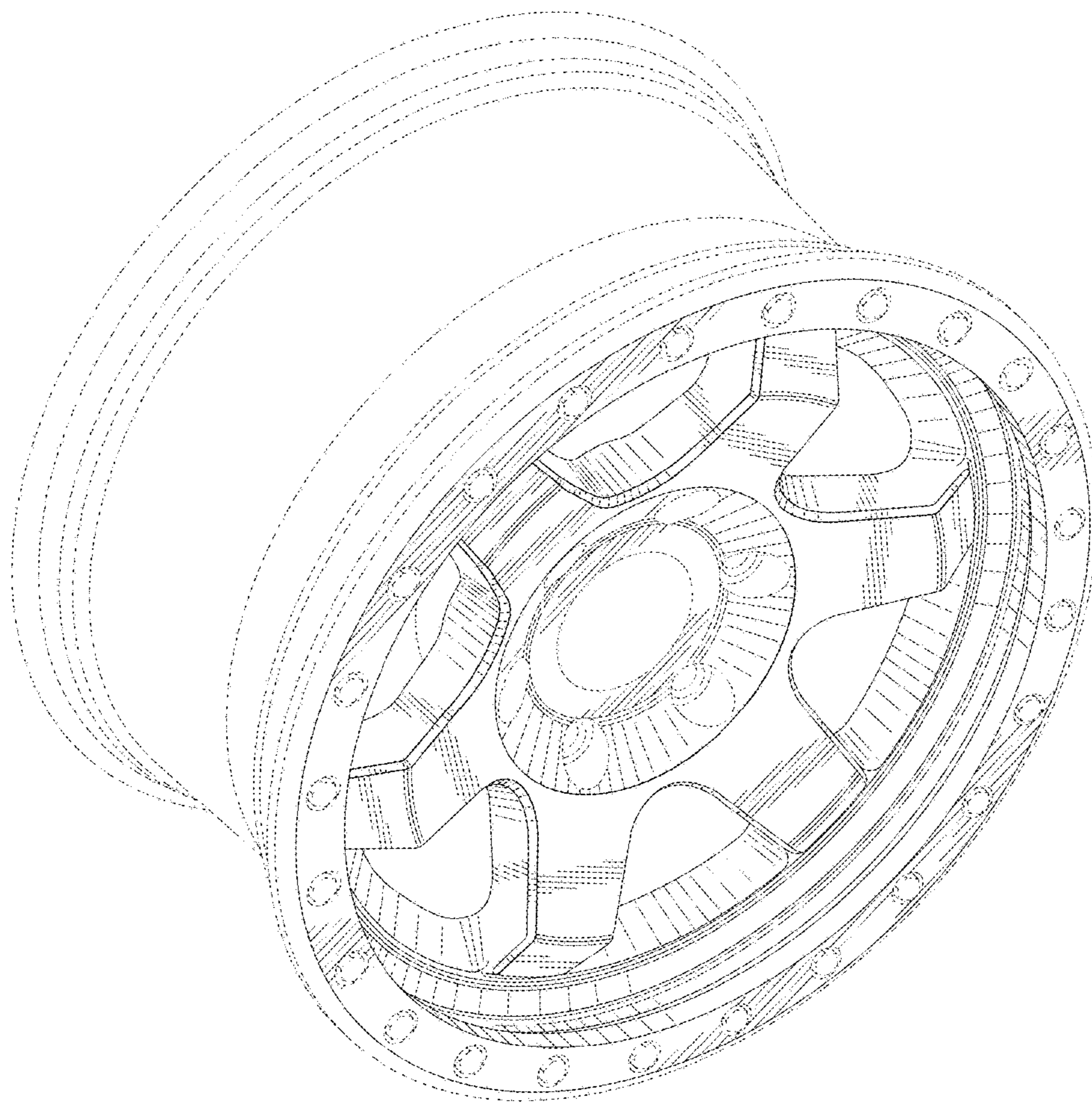


FIG.2

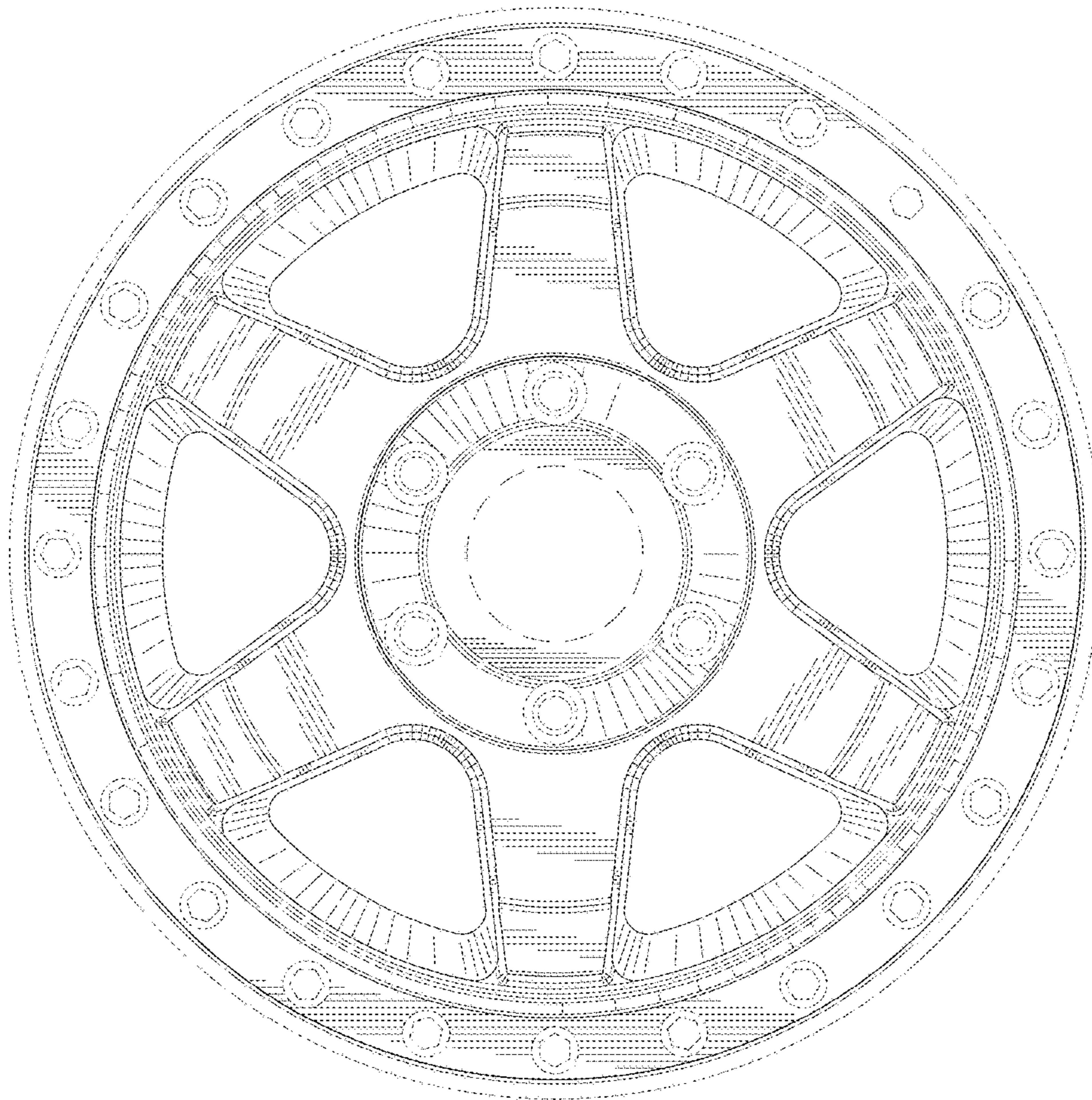


FIG.3

