



US00D853915S

(12) **United States Design Patent**  
**Nightingale et al.**

(10) **Patent No.:** **US D853,915 S**  
(45) **Date of Patent:** **\*\* Jul. 16, 2019**

(54) **FRONT WHEEL ARCH FOR A VEHICLE**

(71) Applicant: **Jaguar Land Rover Limited**, Whitley,  
Coventry (GB)

(72) Inventors: **Hugo Nightingale**, Coventry (GB);  
**Roman Bertin**, Coventry (GB)

(73) Assignee: **Jaguar Land Rover Limited**, Whitley,  
Coventry (GB)

(\*\*) Term: **15 Years**

(21) Appl. No.: **29/636,833**

(22) Filed: **Feb. 12, 2018**

(30) **Foreign Application Priority Data**

Aug. 29, 2017 (EM) ..... 004170249

(51) **LOC (11) Cl.** ..... **12-16**

(52) **U.S. Cl.**  
USPC ..... **D12/184**

(58) **Field of Classification Search**  
USPC ..... D12/114, 181, 184; D15/28  
CPC ..... B62D 25/16; B62D 25/18  
See application file for complete search history.

(56) **References Cited**

U.S. PATENT DOCUMENTS

D546,253	S *	7/2007	Lee	.....	D12/106
8,172,246	B2 *	5/2012	Bybee	.....	B62J 15/02
					280/152.1
D684,908	S *	6/2013	Lee	.....	D12/181
D694,684	S *	12/2013	Lee	.....	D12/184
D694,685	S *	12/2013	Lee	.....	D12/184
D700,120	S *	2/2014	Lee	.....	D12/184
D707,164	S *	6/2014	Lee	.....	D12/184
D763,754	S *	8/2016	Sanders	.....	D12/184
D818,406	S *	5/2018	McMahan	.....	D12/184
10,059,379	B2 *	8/2018	Mason	.....	B62D 25/182

\* cited by examiner

*Primary Examiner* — Susan Bennett Hattan  
*Assistant Examiner* — Suzanne E Tisdell  
(74) *Attorney, Agent, or Firm* — Wood Herron & Evans  
LLP

(57) **CLAIM**

The ornamental design for a front wheel arch for a vehicle,  
as shown and described.

**DESCRIPTION**

FIG. 1 is a front right perspective view of a front wheel arch  
for a vehicle according to the present invention.  
FIG. 2 is a front left perspective view of the front wheel arch  
shown in FIG. 1.  
FIG. 3 is a rear left perspective view thereof.  
FIG. 4 is a rear right perspective view thereof.  
FIG. 5 is a front view thereof.  
FIG. 6 is a rear view thereof.  
FIG. 7 is a left side view thereof.  
FIG. 8 is a right side view thereof.  
FIG. 9 is a top view thereof.  
FIG. 10 is a bottom view thereof; and,  
FIG. 11 is a front view of the front wheel arch shown in FIG.  
1-10, but with the front wheel arch mounted on a front left  
portion of the vehicle, as viewed from the driver's perspec-  
tive, and the rest of the vehicle shown in de-emphasized and  
half-tone portions so as to illustrate environmental structure.  
These portions form no part of the claimed invention. More  
particularly, in FIG. 11, the inventive front wheel arch is  
shown within the broken line, and the elements shown  
outside the broken line form no part of the claimed inven-  
tion, but are instead included to show environmental aspects  
thereof. The invention further contemplates a mirror image  
front wheel arch located on a front right portion of the  
vehicle.

**1 Claim, 9 Drawing Sheets**





FIG. 1



FIG. 2



FIG. 3



FIG. 4




FIG. 5




FIG. 6




FIG. 7




FIG. 8






FIG. 9




FIG. 10




FIG. 11

UNITED STATES PATENT AND TRADEMARK OFFICE  
**CERTIFICATE OF CORRECTION**

PATENT NO. : D853,915 S  
APPLICATION NO. : 29/636833  
DATED : July 16, 2019  
INVENTOR(S) : Hugo Nightingale et al.

Page 1 of 1

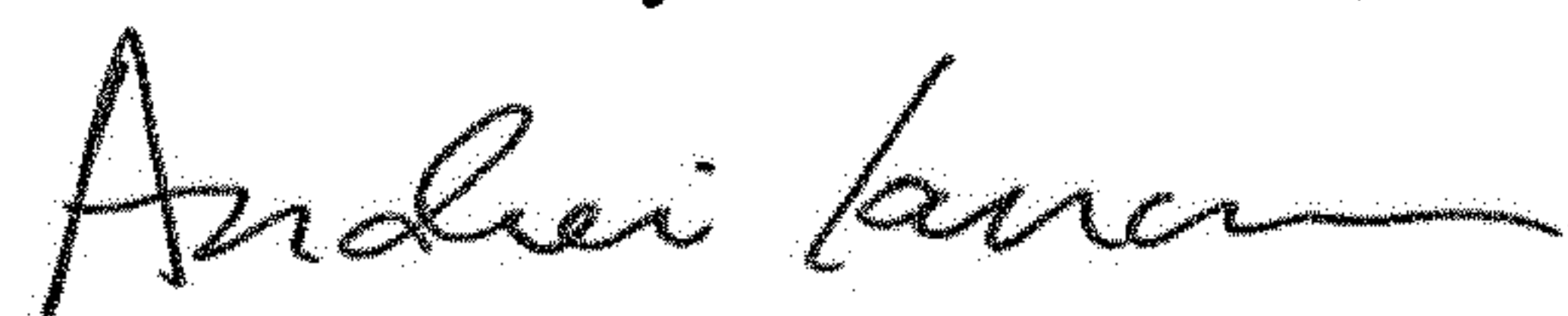
It is certified that error appears in the above-identified patent and that said Letters Patent is hereby corrected as shown below:

On the Title Page

Column 2, Under "Description"

Line 13, the second occurrence of "FIG." should be ---FIGS.---

Signed and Sealed this  
Nineteenth Day of November, 2019



Andrei Iancu  
*Director of the United States Patent and Trademark Office*