



US00D853906S

(12) **United States Design Patent** (10) **Patent No.:** **US D853,906 S**
Betancourt et al. (45) **Date of Patent:** **** Jul. 16, 2019**

(54) **VEHICLE REAR LOWER BUMPER COVER**

(71) Applicant: **Ford Global Technologies, LLC**,
Dearborn, MI (US)
(72) Inventors: **Melvin Betancourt**, Shelby Township,
MI (US); **Eric Stoddard**, Birmingham,
MI (US); **Daniel J. Kangas**, Dearborn
Heights, MI (US); **Darrell P. Behmer**,
Novi, MI (US); **Craig S. Metros**,
Bloomfield, MI (US); **Christopher
Svensson**, Bloomfield, MI (US)
(73) Assignee: **Ford Global Technologies, LLC**,
Dearborn, MI (US)

(**) Term: **15 Years**

(21) Appl. No.: **29/640,746**

(22) Filed: **Mar. 16, 2018**

(51) **LOC (11) Cl.** **12-16**

(52) **U.S. Cl.**
USPC **D12/169**

(58) **Field of Classification Search**
USPC D12/169, 196, 86, 90-92, 163, 190, 98,
D12/164; 293/102, 113, 115, 117, 120,
293/193.11; 296/180.1, 180.2; 180/68.1,
180/68.6
CPC B60R 19/52; B60K 11/08; B62D 25/08;
B62B 9/16
See application file for complete search history.

(56) **References Cited**

U.S. PATENT DOCUMENTS

D639,215 S * 6/2011 Faghihzadeh D12/169
D640,613 S * 6/2011 Bauer D12/169

D644,575 S * 9/2011 Messale D12/169
D663,660 S * 7/2012 Platto D12/169
D675,136 S * 1/2013 Hamilton D12/169
D678,146 S * 3/2013 Behmer D12/169
D683,671 S * 6/2013 Platto D12/169
D692,808 S * 11/2013 Morioka D12/169
D696,168 S * 12/2013 Ito D12/169
D712,805 S * 9/2014 Murkett D12/169
D738,269 S * 9/2015 Blanski D12/169
D743,853 S * 11/2015 Blanski D12/169
D803,738 S * 11/2017 Granlund D12/169
D807,253 S * 1/2018 Piscitelli D12/169
D811,963 S * 3/2018 Sullivan D12/169
D813,741 S * 3/2018 Perkins D12/169
D816,563 S * 5/2018 McMahan D12/169
D827,517 S * 9/2018 Whang D12/169
D832,157 S * 10/2018 Svensson D12/169

* cited by examiner

Primary Examiner — Melody N Brown

(74) *Attorney, Agent, or Firm* — Vichit Chea


(57) **CLAIM**

The ornamental design for a vehicle rear lower bumper cover, as shown and described.

DESCRIPTION

FIG. 1 is a front elevational view of a vehicle rear lower bumper cover, showing our new design;
FIG. 2 is a left side elevational view thereof;
FIG. 3 is a right side elevational view thereof;
FIG. 4 is a top plan view thereof;
FIG. 5 is a bottom plan view thereof;
FIG. 6 is a top, front, and left side perspective view thereof;
and,
FIG. 7 is a bottom, front, and left side perspective view thereof.

1 Claim, 7 Drawing Sheets






Fig. 1




Fig. 2




Fig. 3

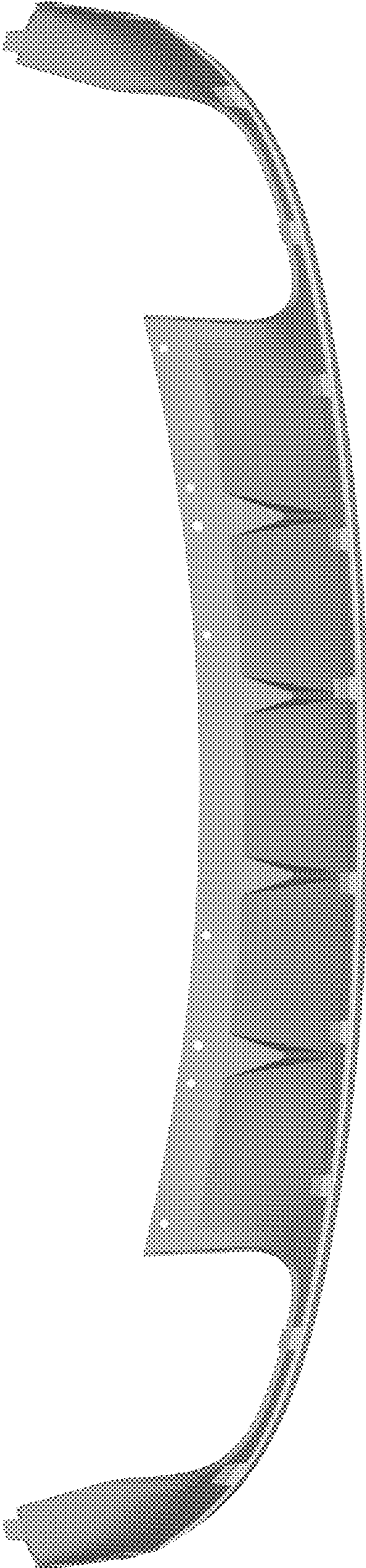
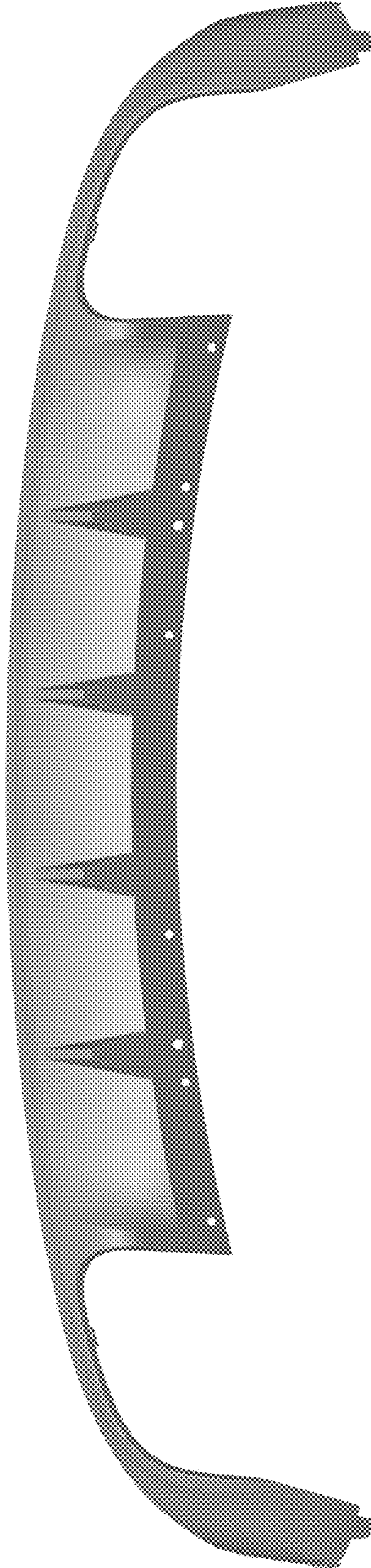


Fig. 4

Fig. 5



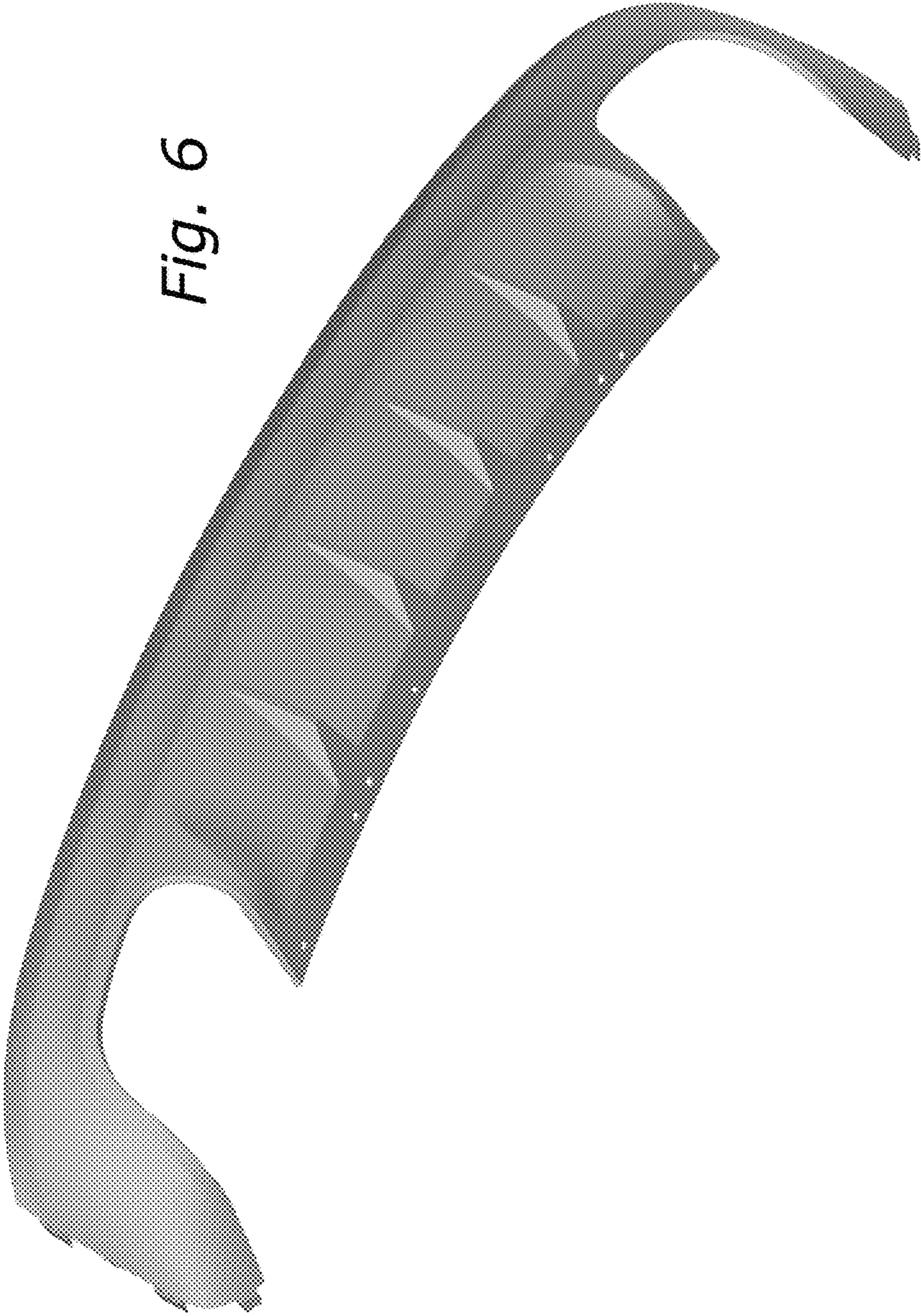


Fig. 6

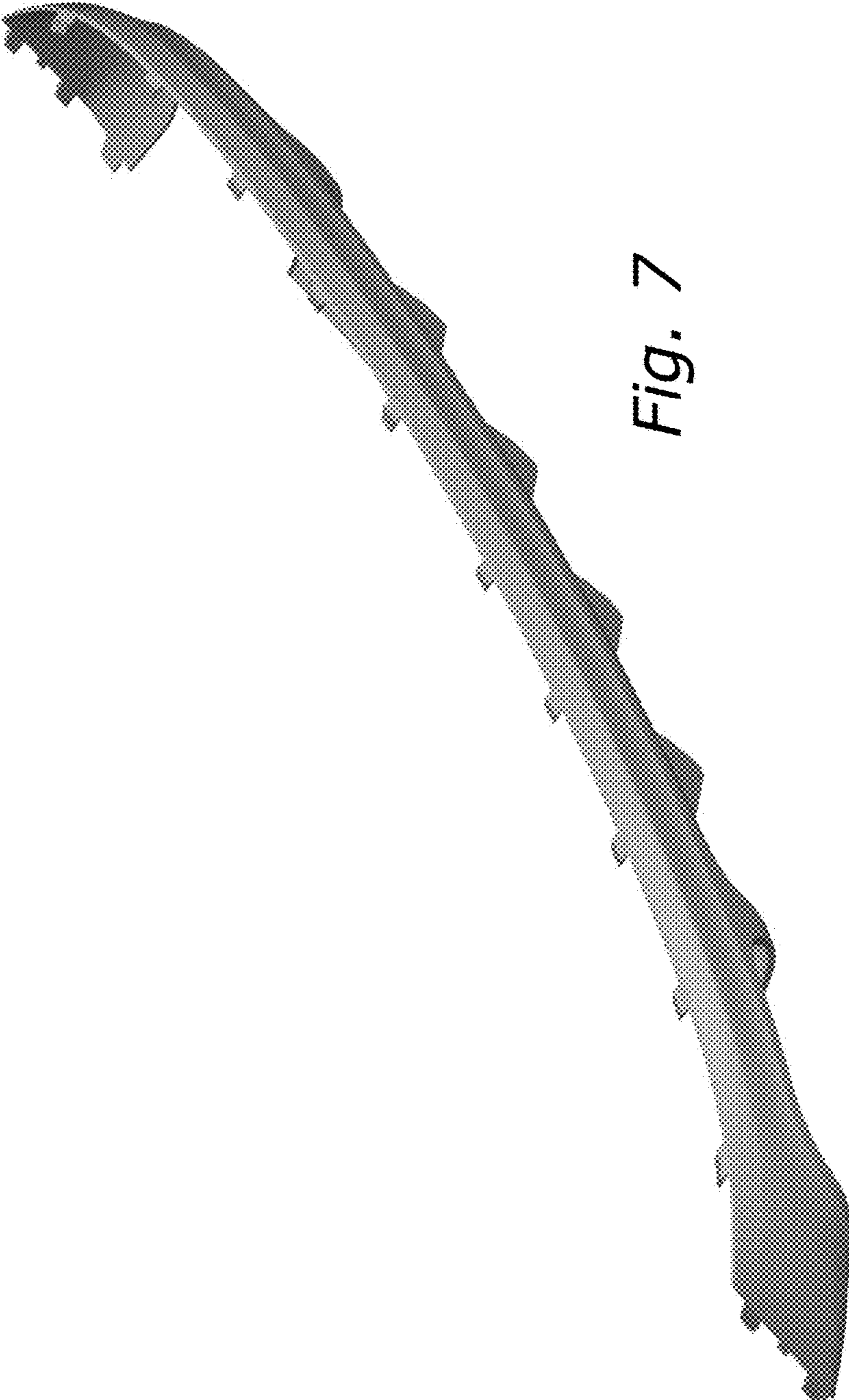


Fig. 7