



US00D853901S

(12) **United States Design Patent**
Nakajima et al.

(10) **Patent No.:** **US D853,901 S**
(45) **Date of Patent:** **** Jul. 16, 2019**

(54) **RADIATOR GRILLE FOR AUTOMOBILE**

(56) **References Cited**

(71) Applicant: **Nissan Motor Co., Ltd.**, Yokohama,
Kanagawa (JP)

(72) Inventors: **Takeshi Nakajima**, Kanagawa (JP);
Hiroshi Oda, Kanagawa (JP); **Junichi**
Nishikubo, Kanagawa (JP)

(73) Assignee: **Nissan Motor Co., Ltd.**, Yokohama
(JP)

(**) Term: **15 Years**

(21) Appl. No.: **29/639,158**

(22) Filed: **Mar. 5, 2018**

(30) **Foreign Application Priority Data**

Sep. 6, 2017 (JP) 2017-019328

(51) **LOC (11) Cl.** **12-16**

(52) **U.S. Cl.**
USPC **D12/163**

(58) **Field of Classification Search**
USPC D12/169, 196, 86, 90-92, 163, 190, 98,
D12/164; 293/102, 113, 115, 117, 120,
293/193.11; 296/180.1, 180.2; 180/68.1,
180/68.6
CPC B60R 19/52; B60K 11/08; B62D 25/08;
B62B 9/16
See application file for complete search history.

U.S. PATENT DOCUMENTS

D805,005 S *	12/2017	Tomita	D12/163
D812,525 S *	3/2018	Lee	D12/163
D817,233 S *	5/2018	Bucher	D12/163
D818,891 S *	5/2018	Minamiyama	D12/163
D819,509 S *	6/2018	Tanaka	D12/163
D825,406 S *	8/2018	Gueler	D12/163
D830,243 S *	10/2018	Gueler	D12/163
D834,452 S *	11/2018	Kim	D12/91

* cited by examiner

Primary Examiner — Melody N Brown


(57) **CLAIM**

The ornamental design for a radiator grille for an automobile, as shown and described.

DESCRIPTION

FIG. 1 is a front elevational view of a radiator grille for an automobile in accordance with our new design;
FIG. 2 is a top plan view thereof;
FIG. 3 is a bottom plan view thereof;
FIG. 4 is a left side elevational view thereof;
FIG. 5 is a right side elevational view thereof;
FIG. 6 is a bottom, front and left side perspective view thereof; and,
FIG. 7 is a top, front and right side perspective view thereof. The broken line showing of the radiator grille is for purpose of illustrating environmental structure and forms no part of the claimed design. The rear view of the radiator grille forms no part of the claimed design.

1 Claim, 7 Drawing Sheets



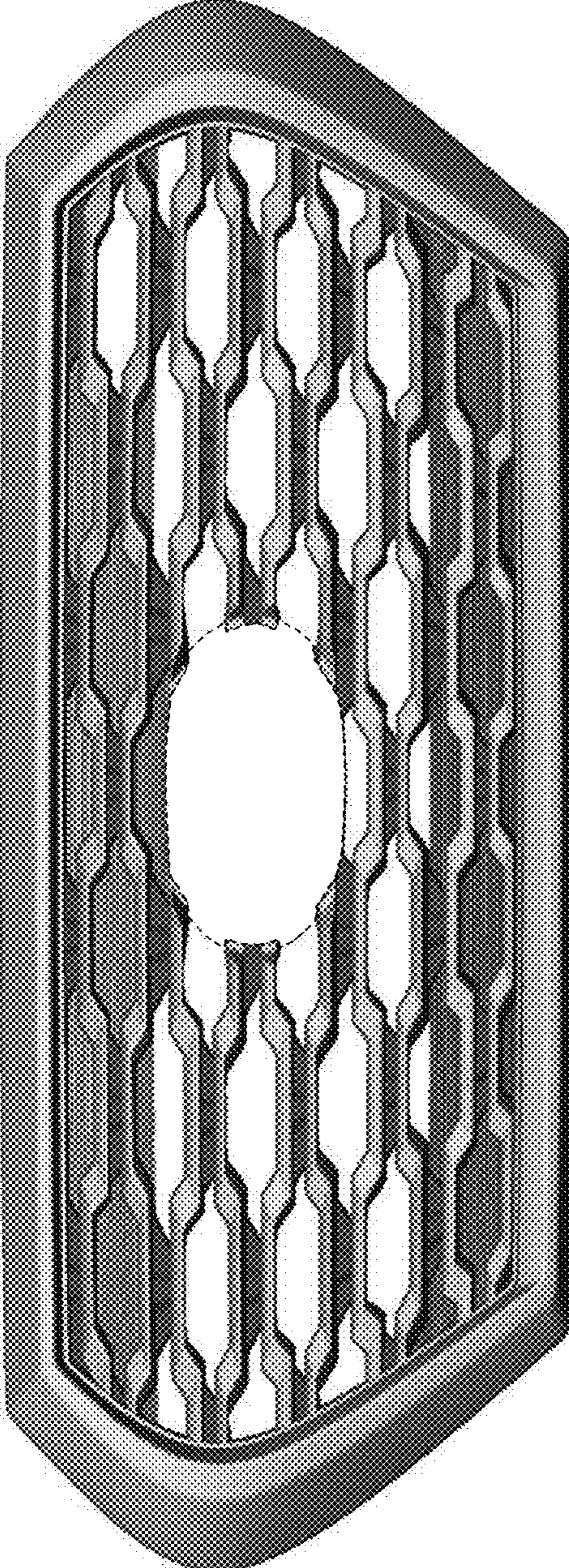


FIG. 1




FIG. 2




FIG. 3




FIG. 4

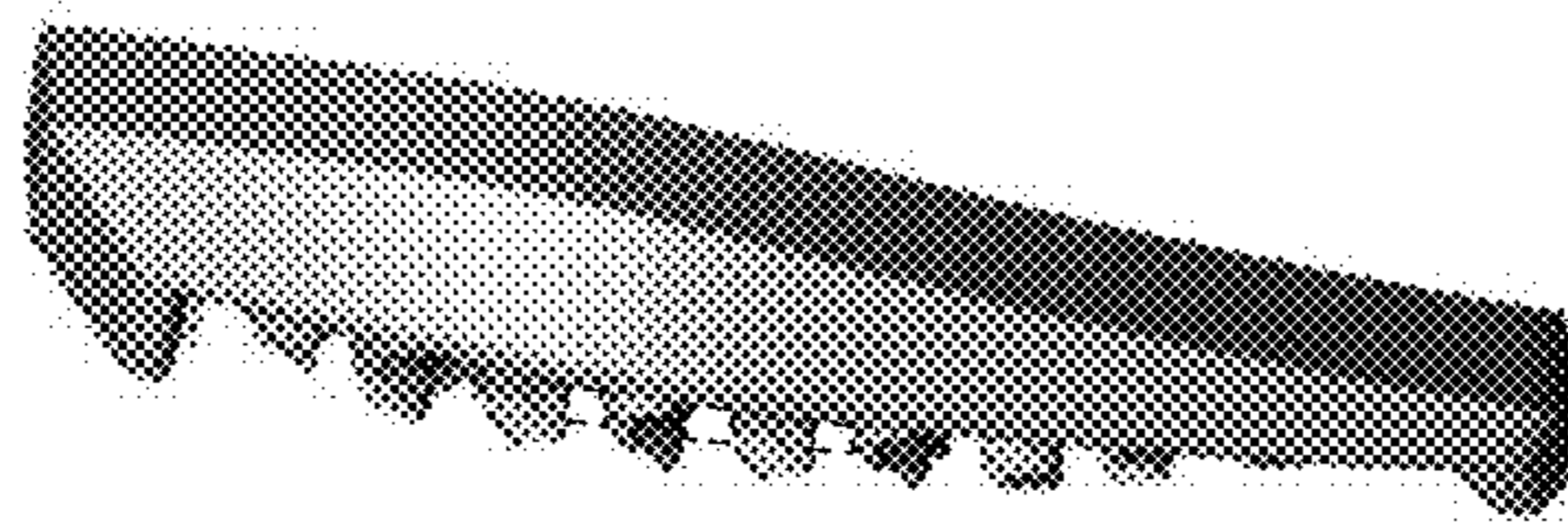


FIG. 5

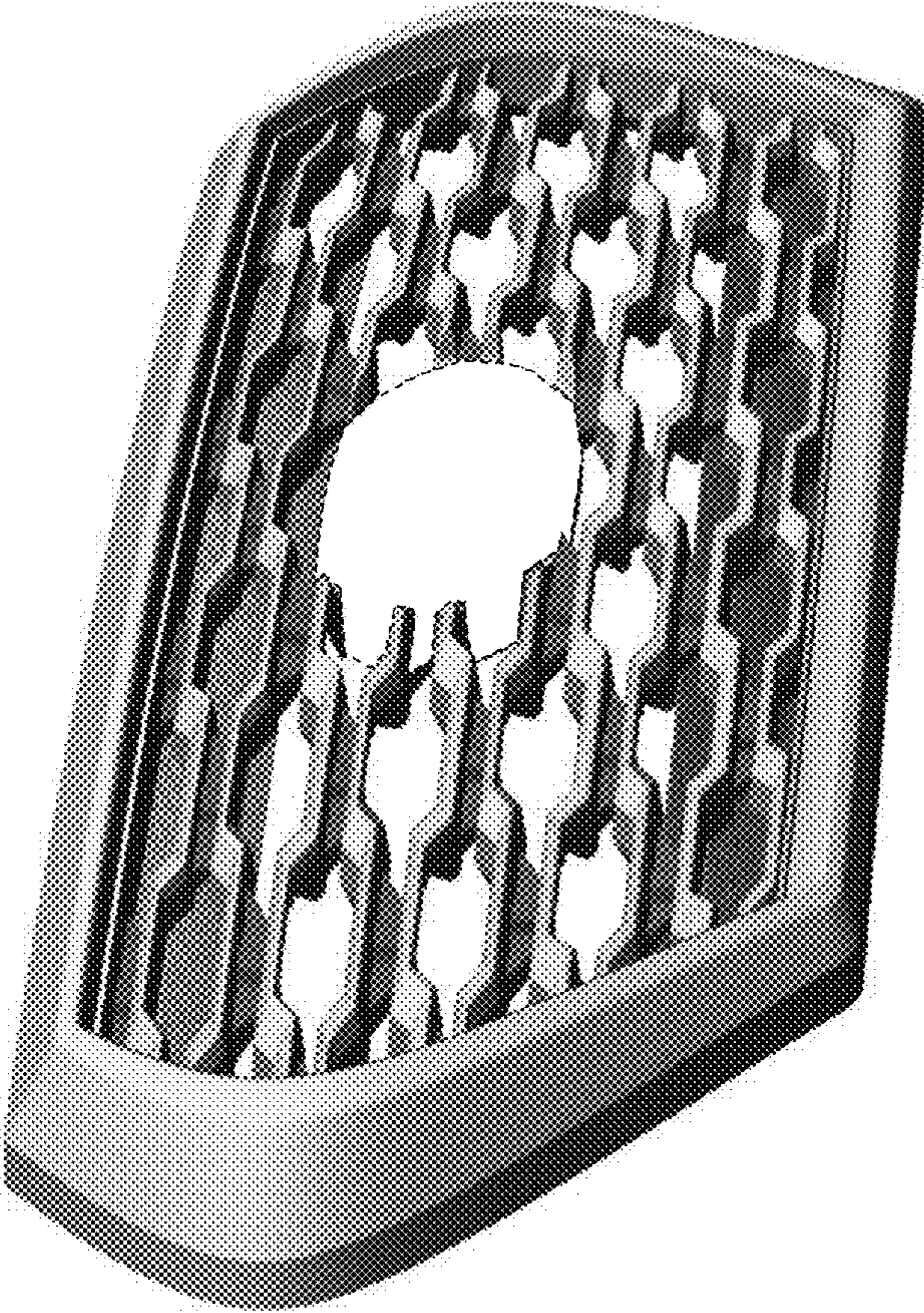


FIG. 6

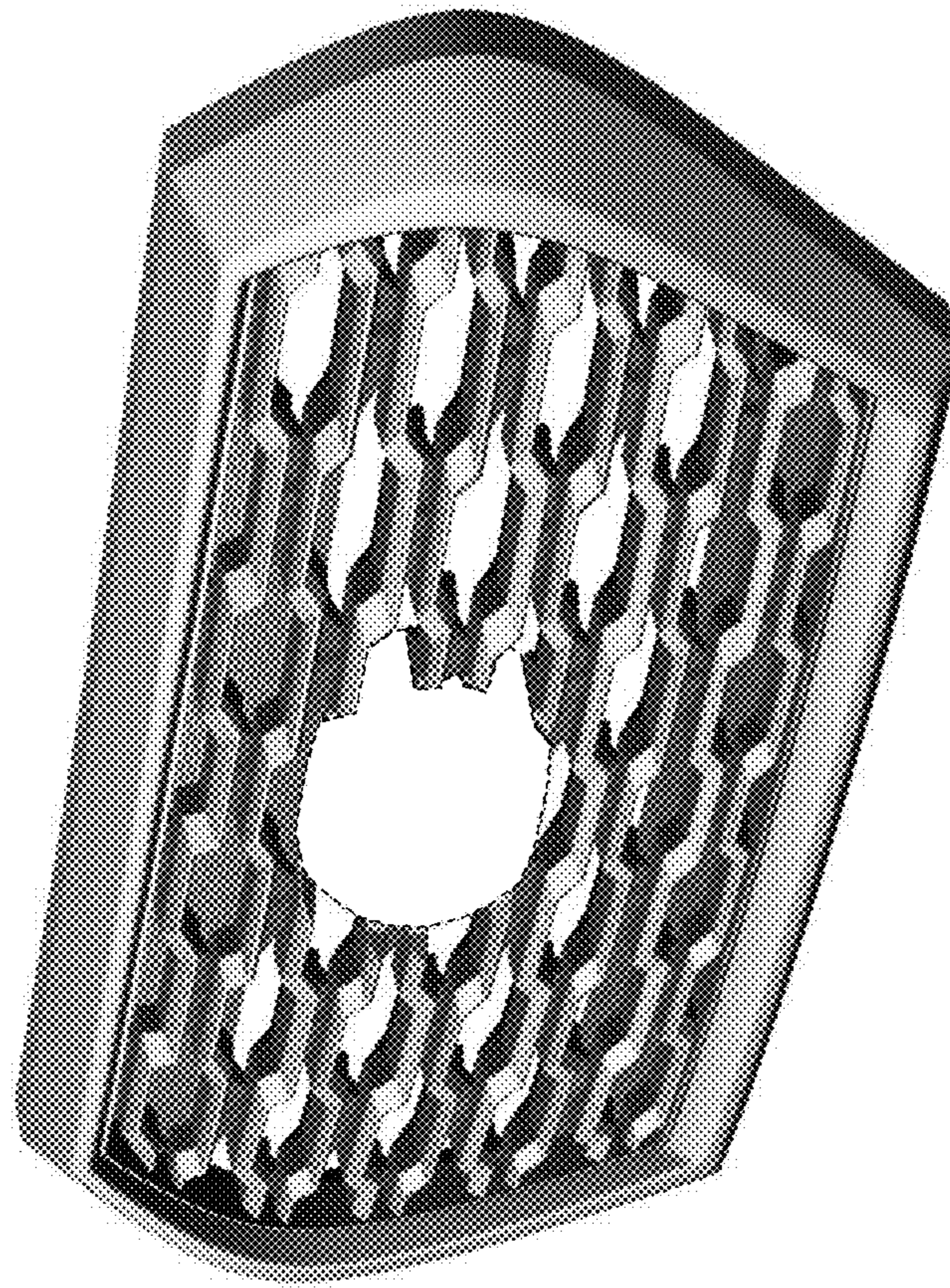


FIG. 7