



US00D853899S

(12) **United States Design Patent** (10) **Patent No.:** **US D853,899 S**
Dewitt et al. (45) **Date of Patent:** **** Jul. 16, 2019**

(54) **VEHICLE FRONT UPPER GRILLE**

(71) Applicant: **Ford Global Technologies, LLC,**
Dearborn, MI (US)

(72) Inventors: **David Dewitt,** Docklands (AU); **Todd Willing,** East Melbourne (AU); **Max Wolff,** Birmingham, MI (US); **Pedro Guarinon,** Melbourne (AU)

(73) Assignee: **Ford Global Technologies, LLC,**
Dearborn, MI (US)

(**) Term: **15 Years**

(21) Appl. No.: **29/632,609**

(22) Filed: **Jan. 9, 2018**

(51) **LOC (11) Cl.** **12-16**

(52) **U.S. Cl.**
USPC **D12/163**

(58) **Field of Classification Search**
USPC D12/169, 196, 86, 90-92, 163, 190, 98,
D12/164; 293/102, 113, 115, 117, 120,
293/193.11; 296/180.1, 180.2; 180/68.1,
180/68.6
CPC B60R 19/52; B60K 11/08; B62D 25/08;
B62B 9/16

See application file for complete search history.

(56) **References Cited**

U.S. PATENT DOCUMENTS

D607,786 S * 1/2010 Golden D12/163
D607,787 S * 1/2010 Golden D12/163
D664,480 S * 7/2012 Platto D12/163
D685,697 S * 7/2013 Platto D12/163

D715,705 S * 10/2014 Cambell D12/163
D718,190 S * 11/2014 Platto D12/98
D759,545 S * 6/2016 Sato D12/98
D760,121 S * 6/2016 Sato D12/98
D763,738 S * 8/2016 Dewitt D12/98
D764,980 S * 8/2016 Platto D12/98
D769,160 S * 10/2016 Platto D12/163
D809,428 S * 2/2018 Platto D12/98
D811,274 S * 2/2018 Platto D12/98
D830,232 S * 10/2018 Tamiya D12/91
D835,001 S * 12/2018 Metros D12/91
D835,002 S * 12/2018 Metros D12/91
D840,283 S * 2/2019 Platto D12/163

* cited by examiner

Primary Examiner — Melody N Brown

(74) *Attorney, Agent, or Firm* — Vichit Chea

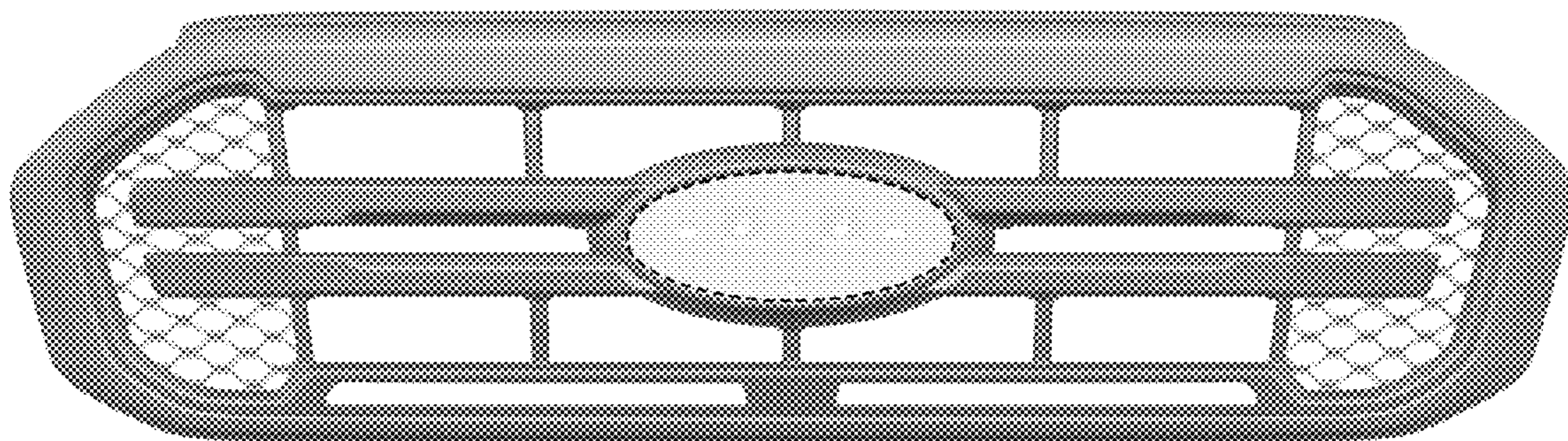
(57) **CLAIM**

The ornamental design for a vehicle front upper grille, as shown and described.

DESCRIPTION

FIG. 1 is a front elevational view of a vehicle front upper grille, showing our new design;
FIG. 2 is a left side elevational view thereof;
FIG. 3 is a right side elevational view thereof;
FIG. 4 is a top plan view thereof;
FIG. 5 is a bottom plan view thereof;
FIG. 6 is a top, front, and left side perspective view thereof;
and,
FIG. 7 is a bottom, front, and left side perspective view thereof.
Any broken lines represent an internal boundry of the design; the line itself and the area within form no part of the claim.

1 Claim, 7 Drawing Sheets



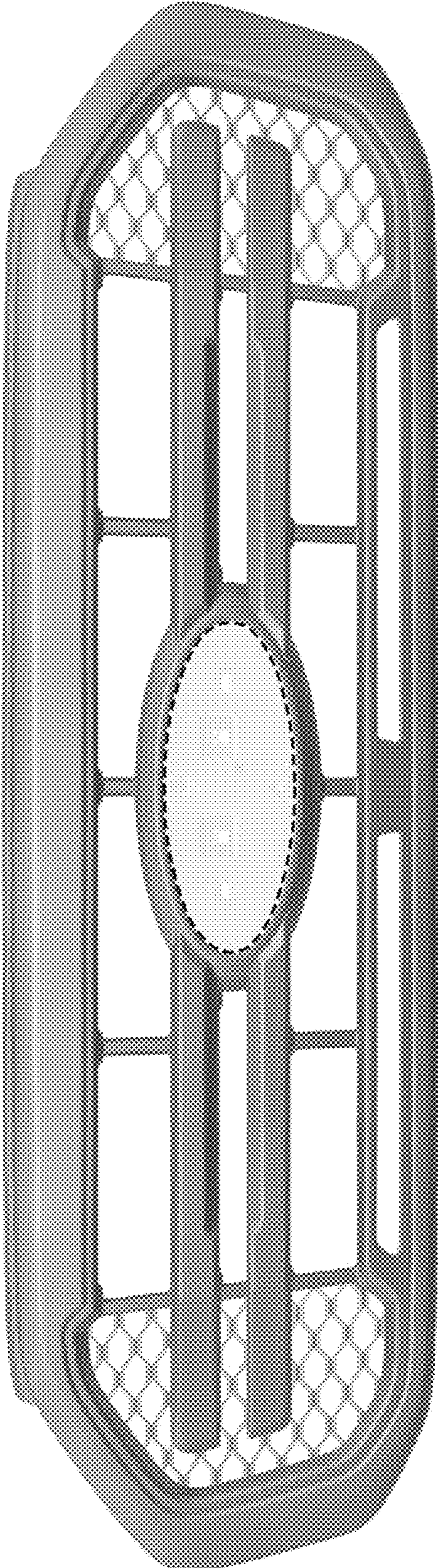


Fig. 1

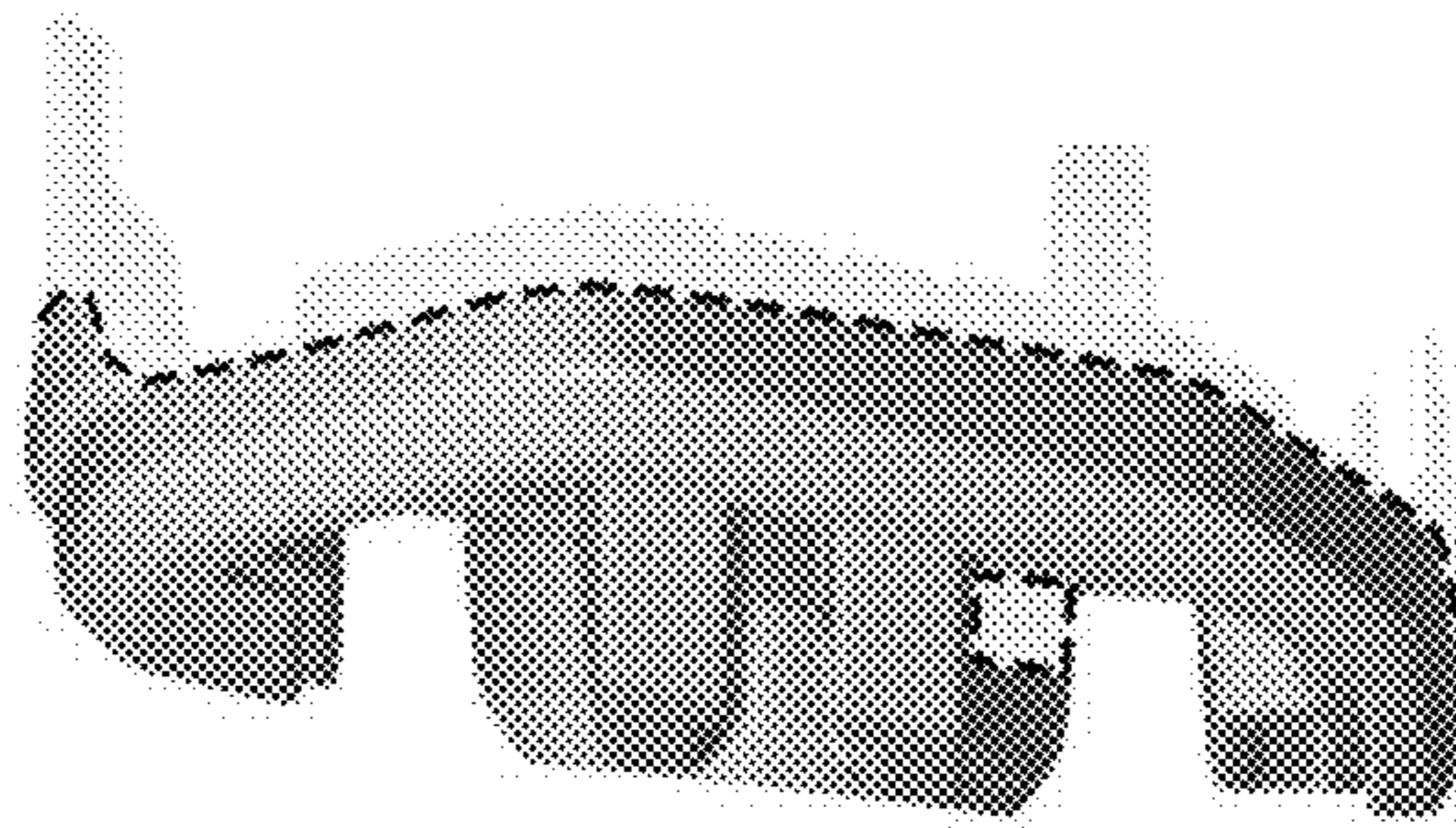


Fig. 2

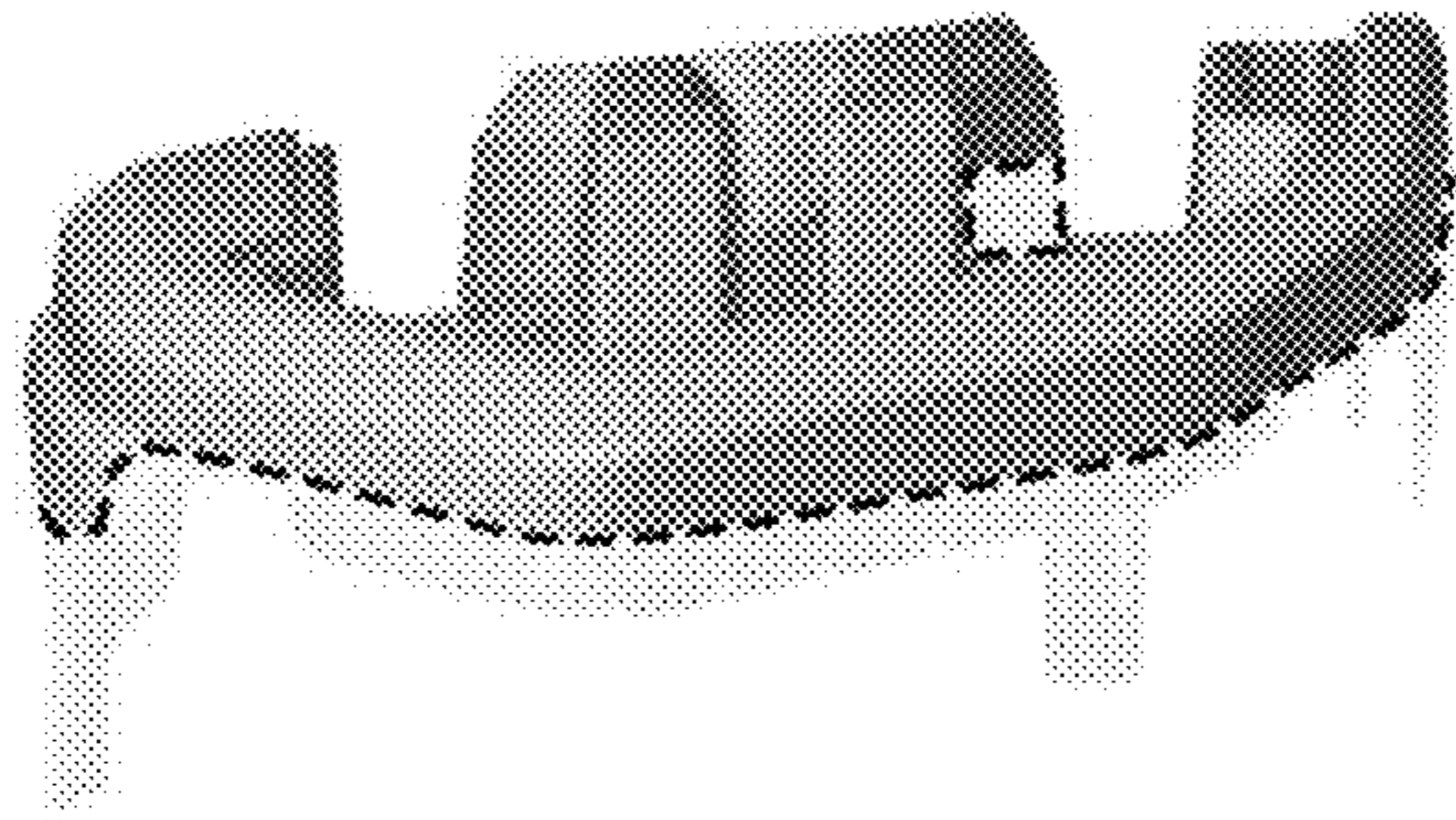


Fig. 3





Fig. 4

Fig. 5



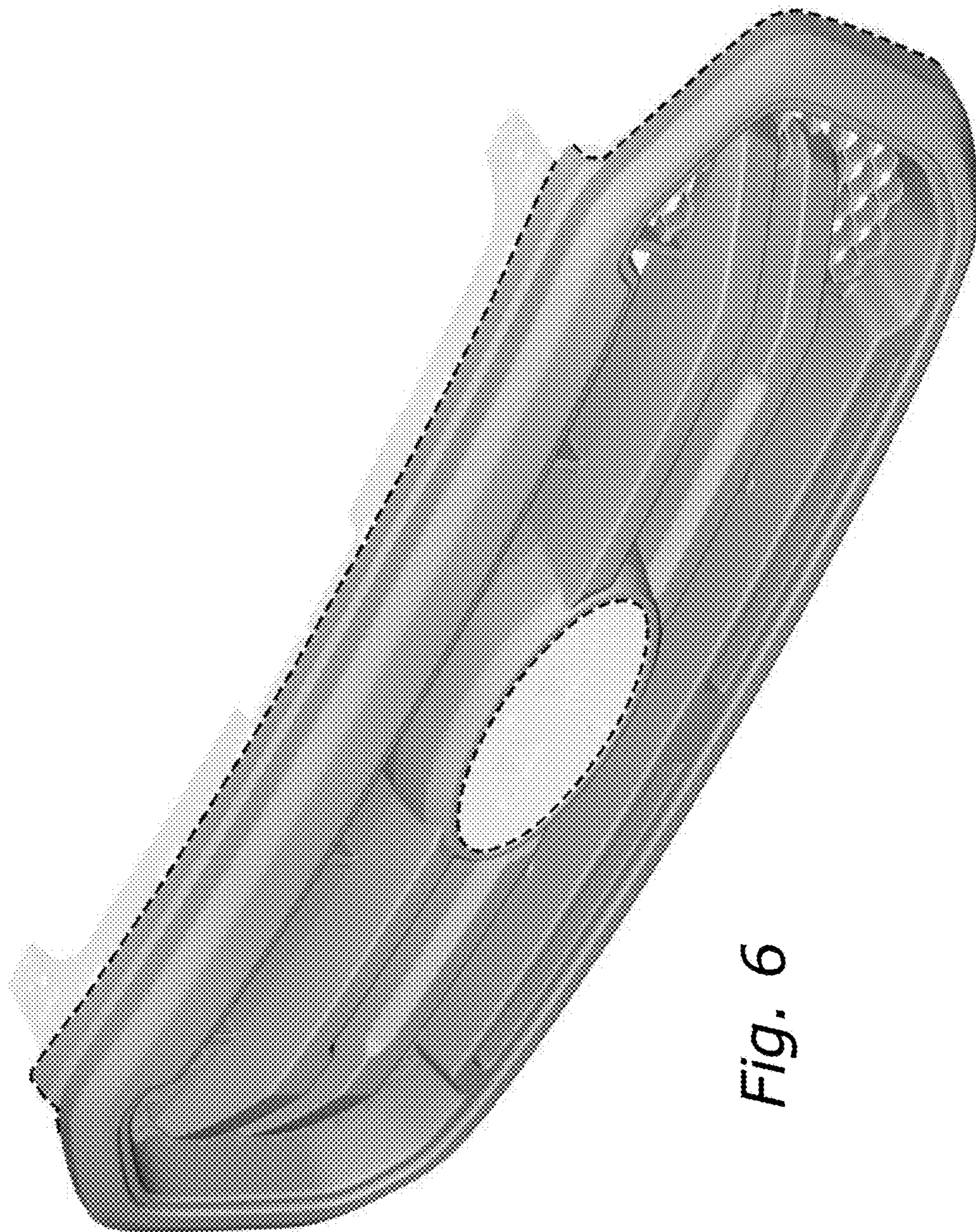


Fig. 6

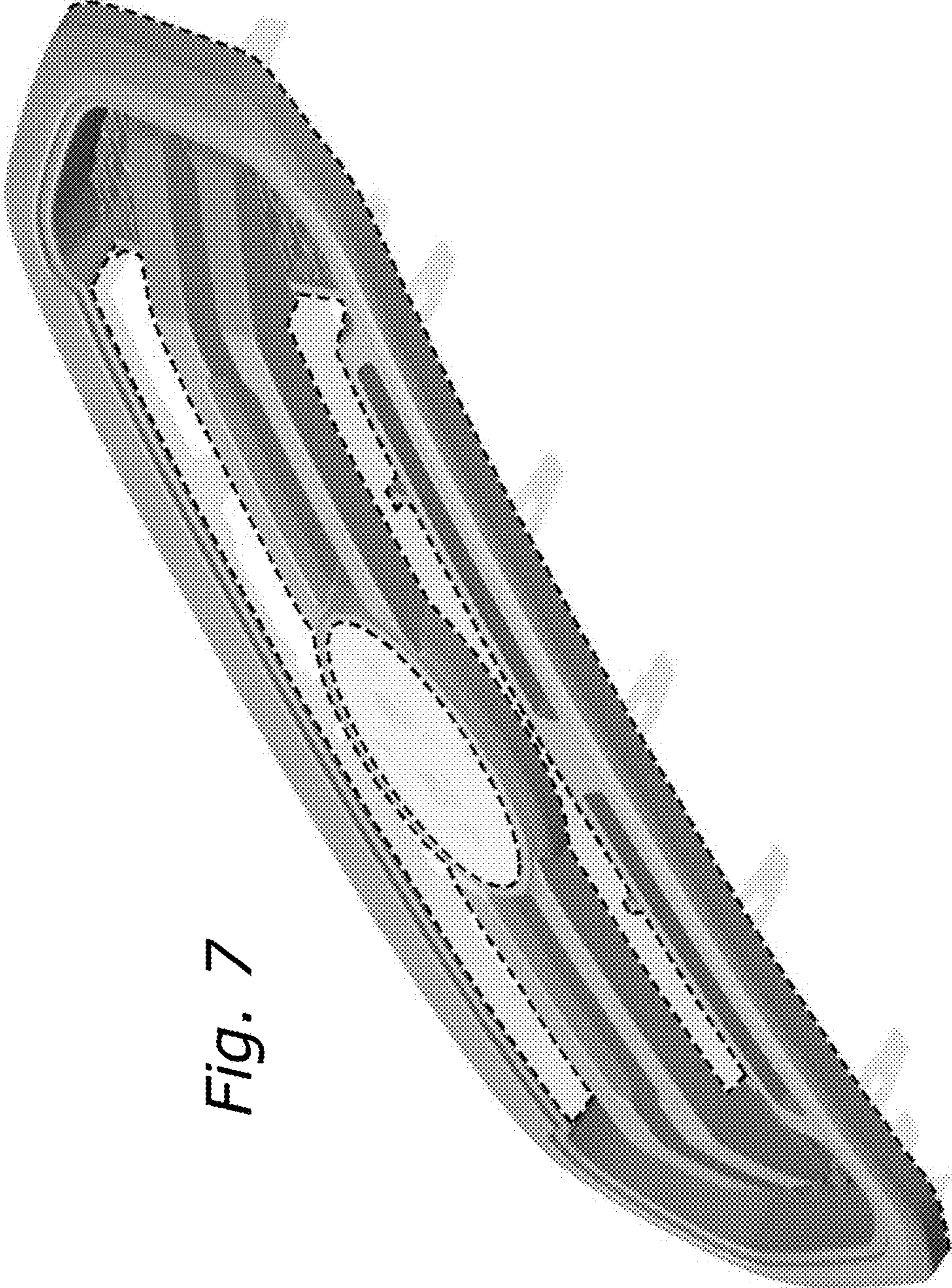


Fig. 7