



US00D853885S

(12) **United States Design Patent**
Jones, II

(10) **Patent No.:** **US D853,885 S**

(45) **Date of Patent:** **** Jul. 16, 2019**

(54) **SAUCER**
(71) Applicant: **Richard Adelphus Jones, II**, Los Angeles, CA (US)
(72) Inventor: **Richard Adelphus Jones, II**, Los Angeles, CA (US)
(**) Term: **15 Years**

D552,467 S * 10/2007 Templeton D9/420
D619,040 S * 7/2010 Sellers D11/155
D644,558 S * 9/2011 Hashimoto D11/143
D721,009 S * 1/2015 Wagner D11/164
D744,327 S * 12/2015 Snedden D9/418
D758,918 S * 6/2016 Smith D11/155
D788,539 S * 6/2017 Gebhardt D7/587
2011/0203175 A1* 8/2011 Horito A1O 5/02
47/65.6
2012/0240466 A1* 9/2012 Anderson A01G 9/042
47/80

(21) Appl. No.: **29/590,518**

* cited by examiner

(22) Filed: **Jan. 11, 2017**

Primary Examiner — Karen S Acker

(51) **LOC (11) Cl.** **11-02**

Assistant Examiner — Steven B Reinholdt, Jr.

(52) **U.S. Cl.**
USPC **D11/155**

(74) *Attorney, Agent, or Firm* — Dunlap Bennett & Ludwig PLLC

(58) **Field of Classification Search**
USPC D6/683, 403, 404, 405, 680.2; D11/143, D11/155, 164; D7/587; D3/304, 315; D9/537, 418, 428, 519, 545, 549; D26/55
CPC . A01G 9/02; A01G 9/022; A01G 9/04; A01G 9/042; A01G 9/045; A01G 9/10; A47H 7/045; A47H 7/047
See application file for complete search history.

(57) **CLAIM**

The ornamental design for a saucer, as shown and described.

DESCRIPTION

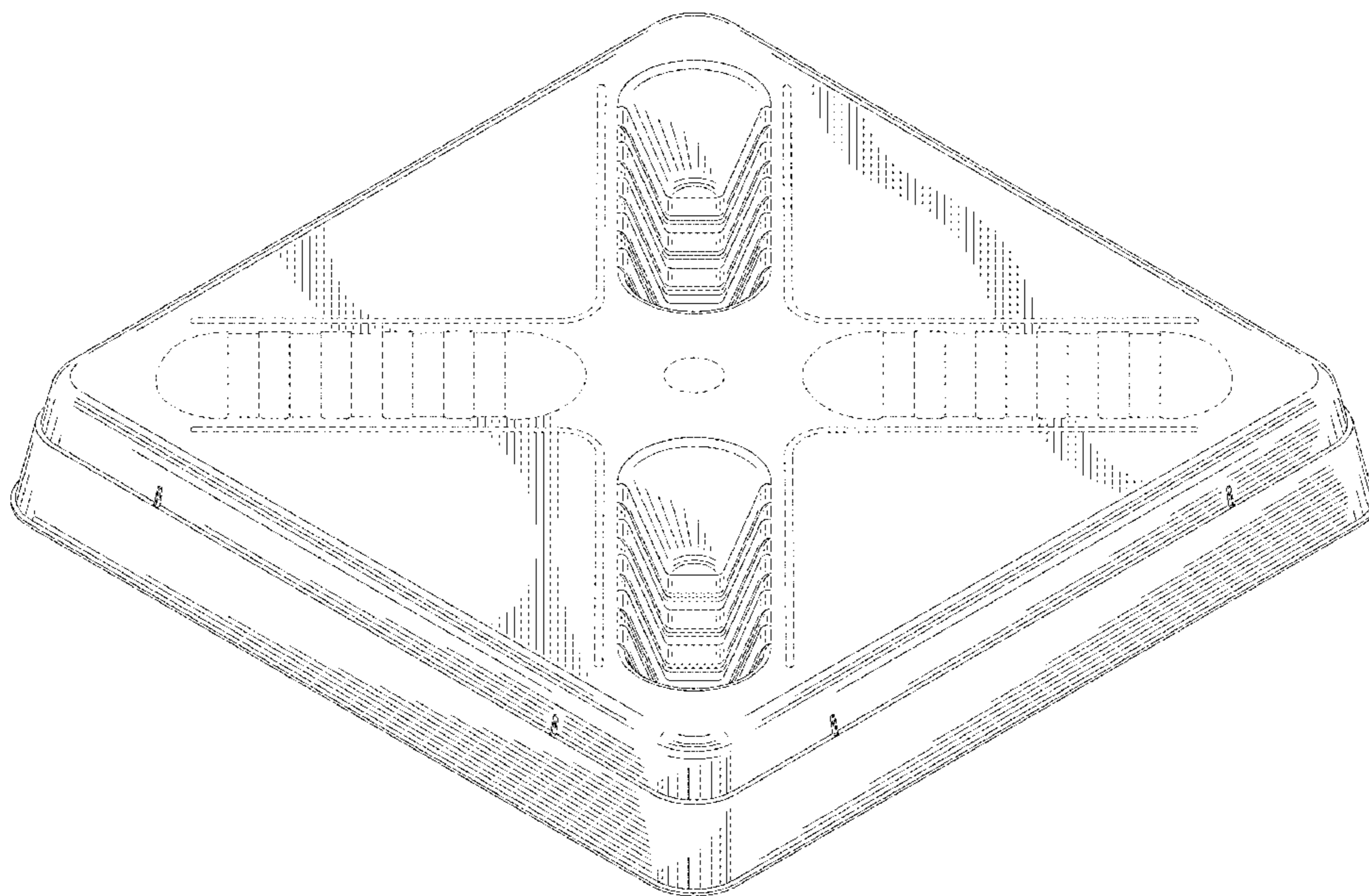
FIG. 1 is a perspective view of a saucer;
FIG. 2 is a top plan view thereof;
FIG. 3 is a sectional detail view thereof, taken along line 3-3-3 in FIG. 2;
FIG. 4 is a front elevation view thereof, the right elevation view, left elevation view, and rear elevation view being mirror images thereof; and,
FIG. 5 is a bottom plan view thereof.
The broken lines shown in the drawings depict portions of the saucer that form no part of the claimed design.

(56) **References Cited**

U.S. PATENT DOCUMENTS

2,242,741 A * 5/1941 Betts B65D 5/00
229/113
2,814,427 A * 11/1957 Emery B65D 1/34
206/519
D240,957 S * 8/1976 Burke et al. D11/164
D370,868 S * 6/1996 Phelps D11/131
D491,061 S * 6/2004 Bouroullec D11/155

1 Claim, 4 Drawing Sheets



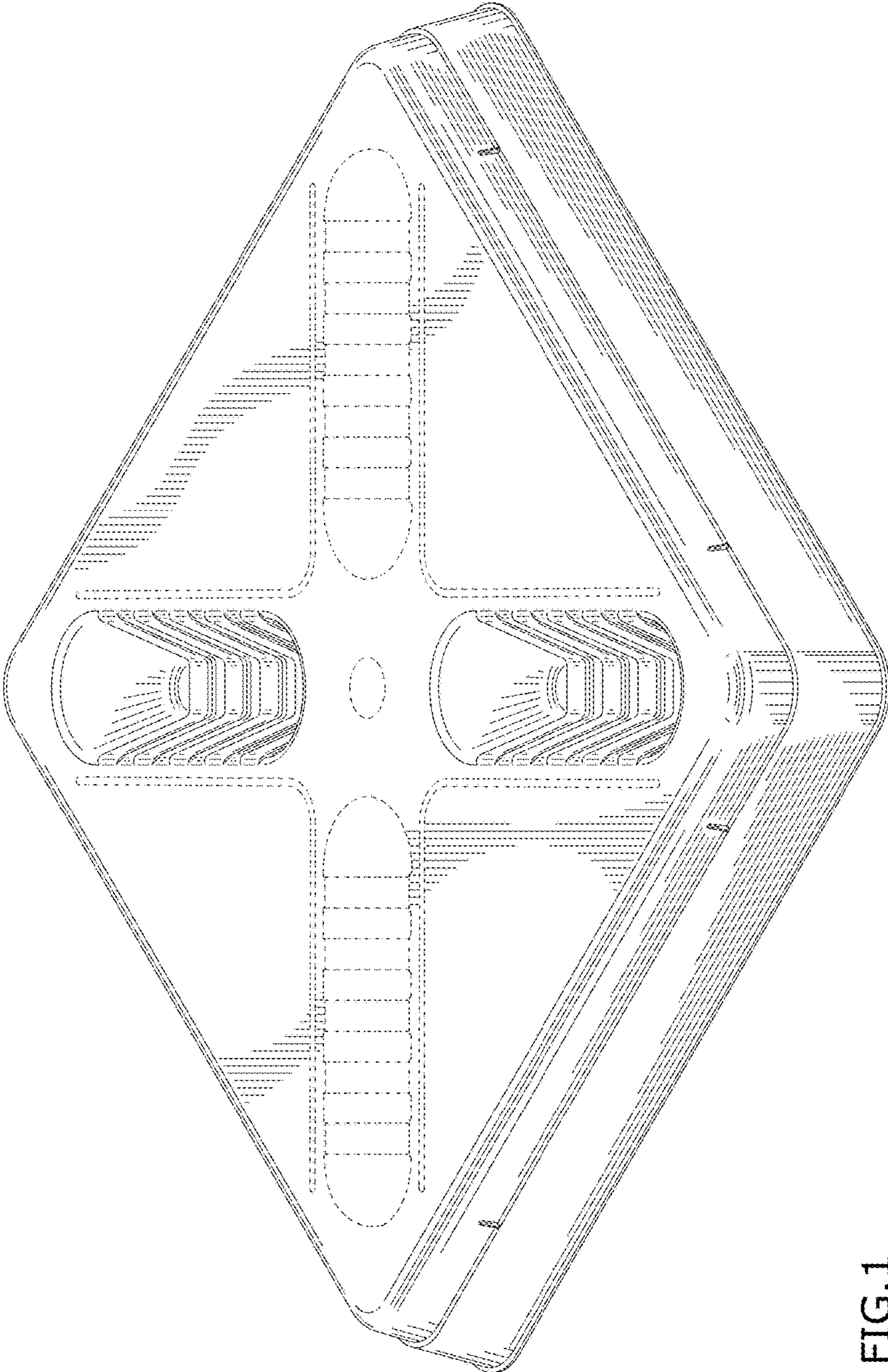


FIG. 1

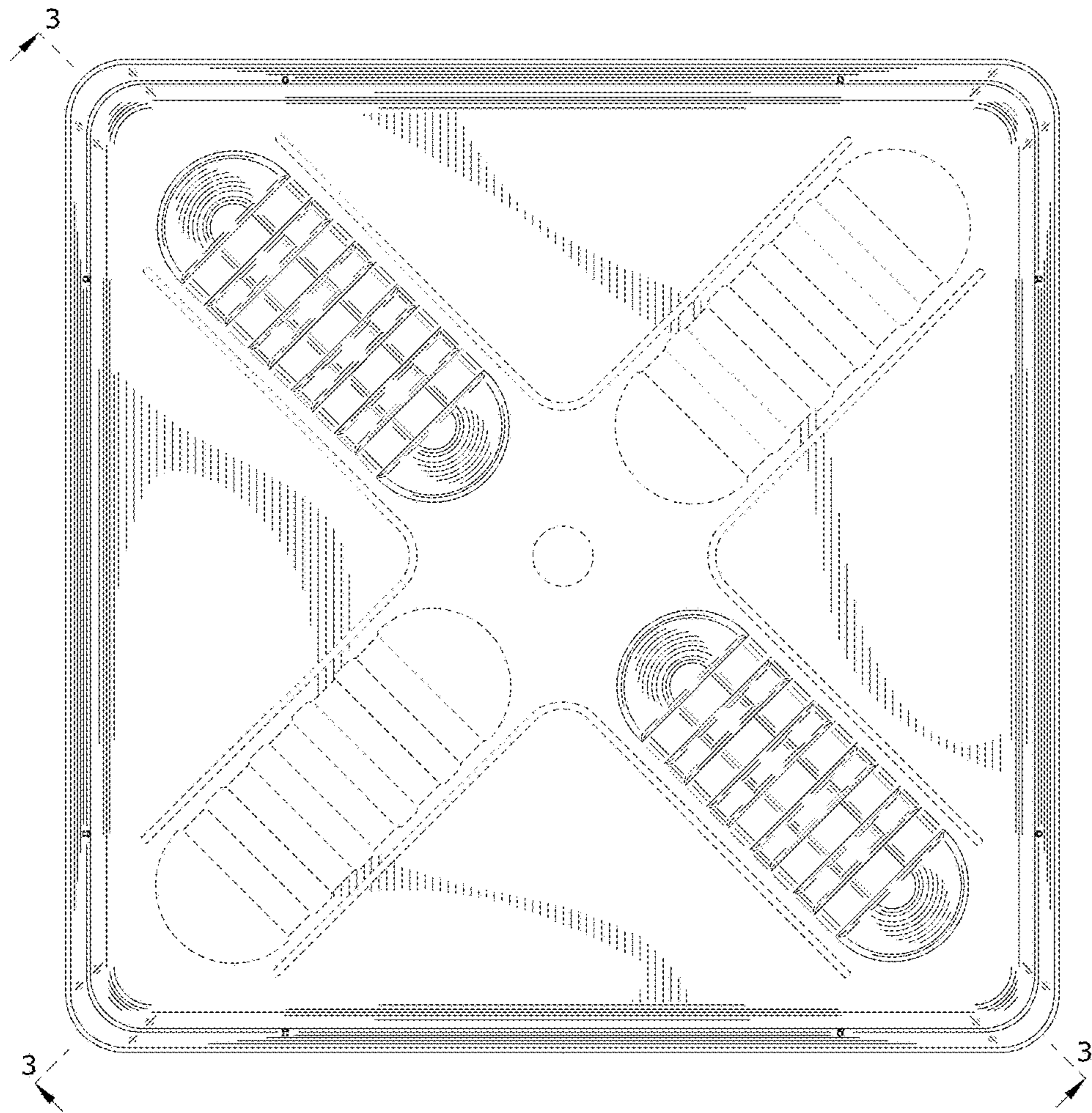


FIG. 2

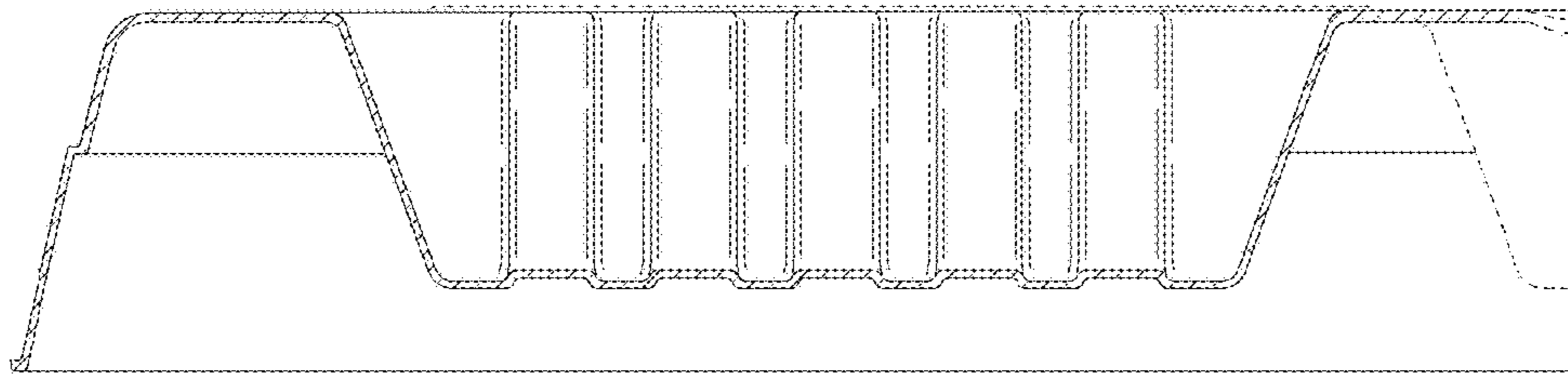


FIG. 3




FIG. 4

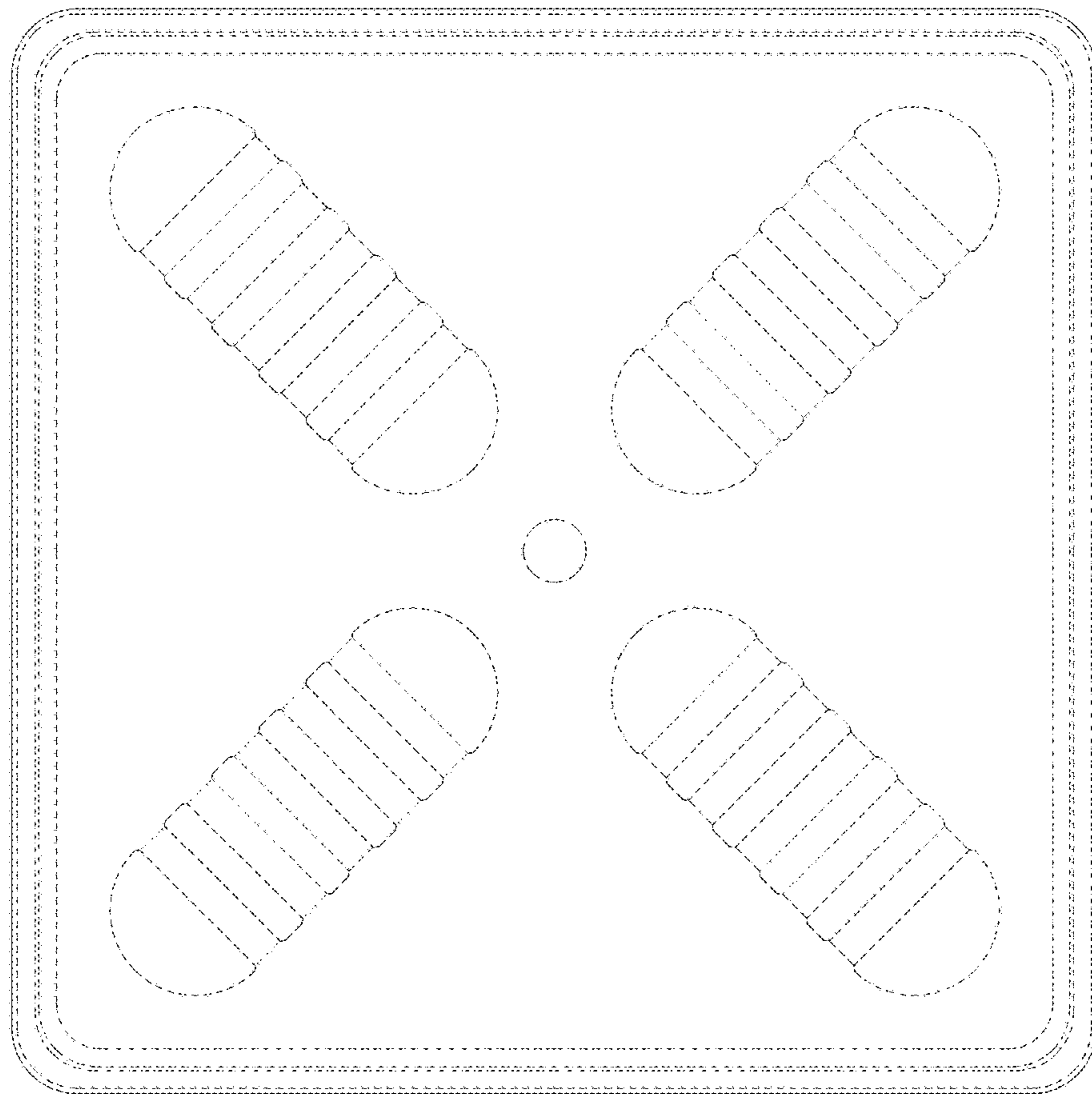


FIG. 5