



US00D853800S

(12) **United States Design Patent**
Joseph

(10) **Patent No.:** **US D853,800 S**
(45) **Date of Patent:** **** Jul. 16, 2019**

(54) **KITCHEN TOOL ELEVATOR**
(71) Applicant: **Joseph Joseph Ltd.**, London (GB)
(72) Inventor: **Antony Joseph**, London (GB)
(73) Assignee: **JOSEPH JOSEPH LTD.**, London (GB)

D619,859 S * 7/2010 Roe D7/669
D681,404 S * 5/2013 Cotter D7/691
8,465,069 B2 * 6/2013 McCartor A47G 21/023
294/61
D706,586 S * 6/2014 Kestenbaum D7/688

* cited by examiner

(**) Term: **15 Years**
(21) Appl. No.: **29/633,808**

Primary Examiner — Terry A Wallace
(74) *Attorney, Agent, or Firm* — Millen, White, Zelano & Branigan, PC

(22) Filed: **Jan. 16, 2018**

(57) **CLAIM**

(30) **Foreign Application Priority Data**

The ornamental design for a kitchen tool elevator, as shown and described.

Jul. 17, 2017 (EM) 004107217-0002

(51) **LOC (11) Cl.** **07-04**

(52) **U.S. Cl.**
USPC **D7/669; D7/690**

(58) **Field of Classification Search**
USPC D7/393, 395, 680–697, 669, 368,
D7/642–664, 401.2
CPC A47J 43/28; A47J 43/281; A22C 17/02;
A47G 21/02; A47G 21/04; A47G 21/045;
A47G 21/06; A47G 21/14; A47G 21/145
See application file for complete search history.

DESCRIPTION

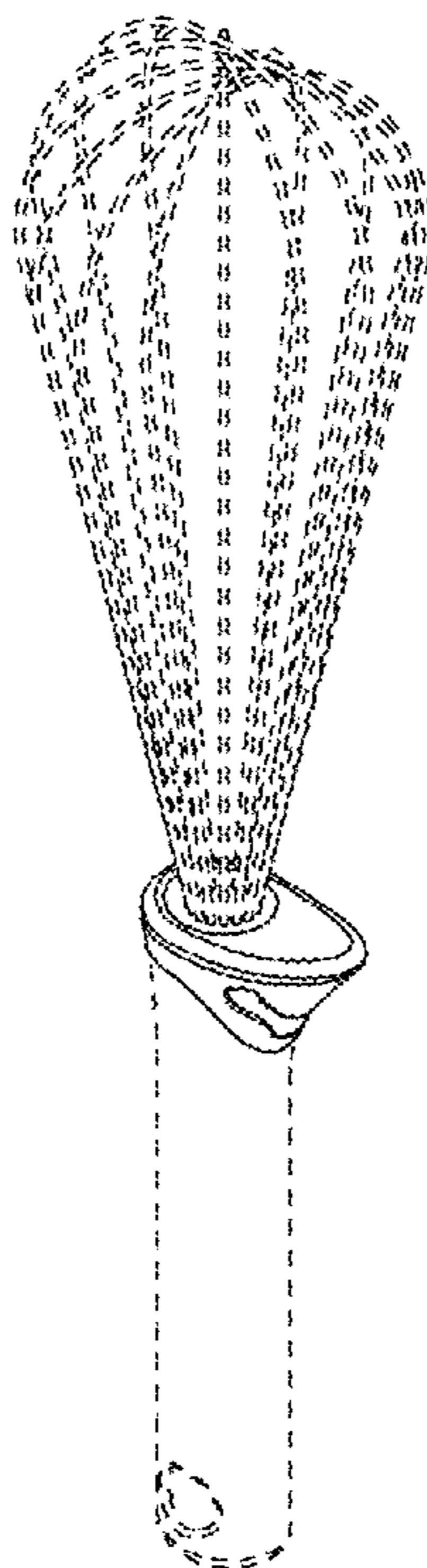
FIG. 1 is a perspective view of the kitchen tool elevator showing my new design.
FIG. 2 is a side view thereof.
FIG. 3 is a bottom view thereof.
FIG. 4 is a top view thereof.
FIG. 5 is a front view thereof; and,
FIG. 6 is a back view thereof.
The broken lines in the drawings illustrate portions of the kitchen tool elevator which form no part of the claimed design.

(56) **References Cited**

U.S. PATENT DOCUMENTS

D599,617 S * 9/2009 Ye D7/401.2
D615,886 S * 5/2010 Pallotto D10/46.2

1 Claim, 6 Drawing Sheets



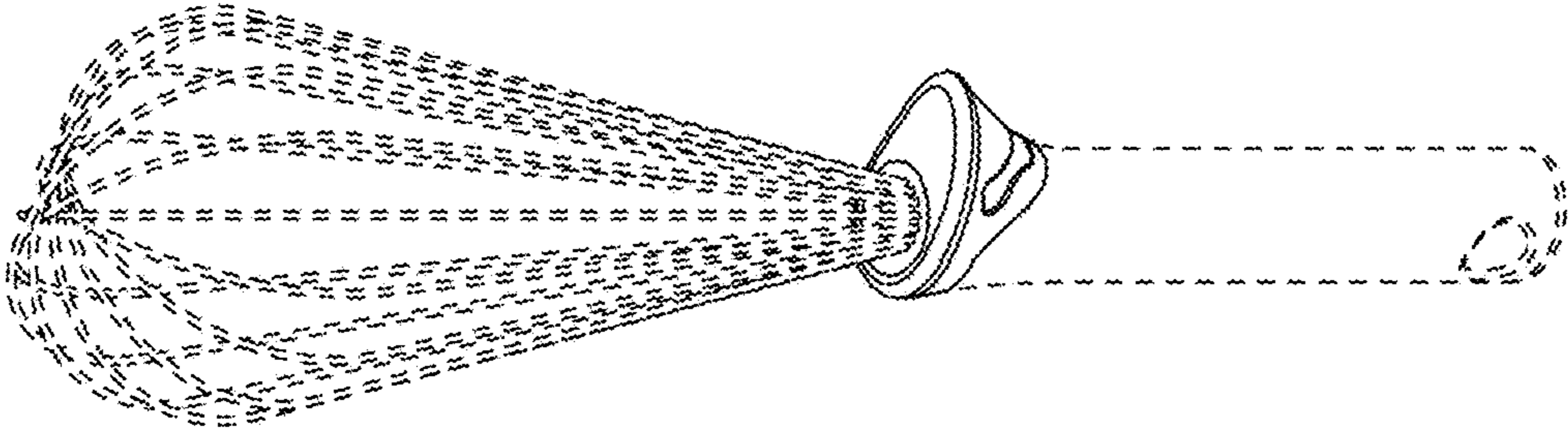


Fig. 1

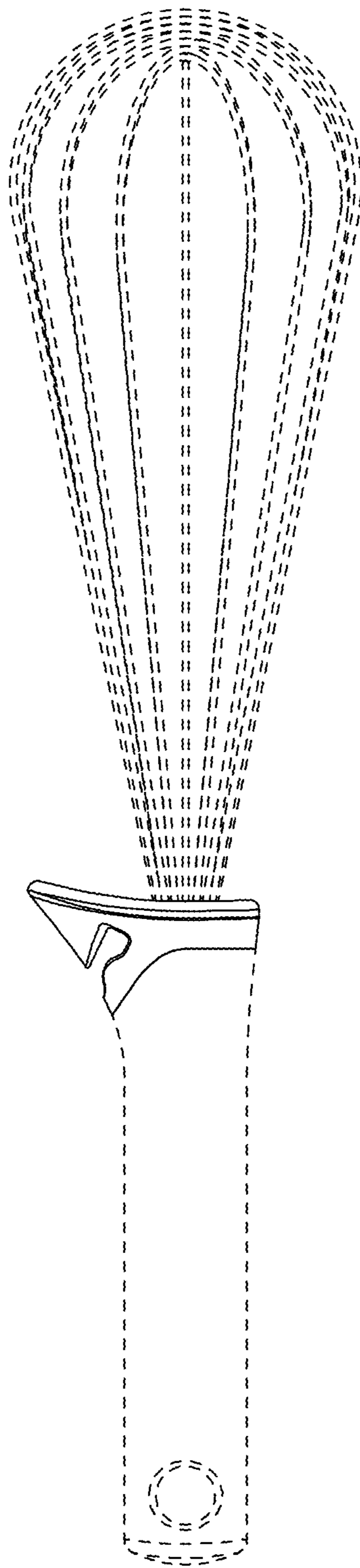


Fig. 2

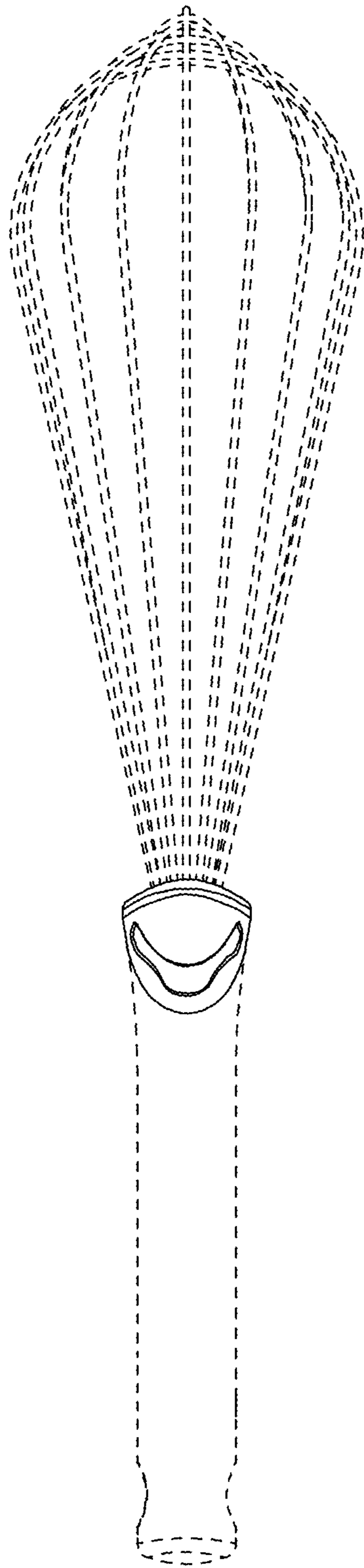


Fig. 3

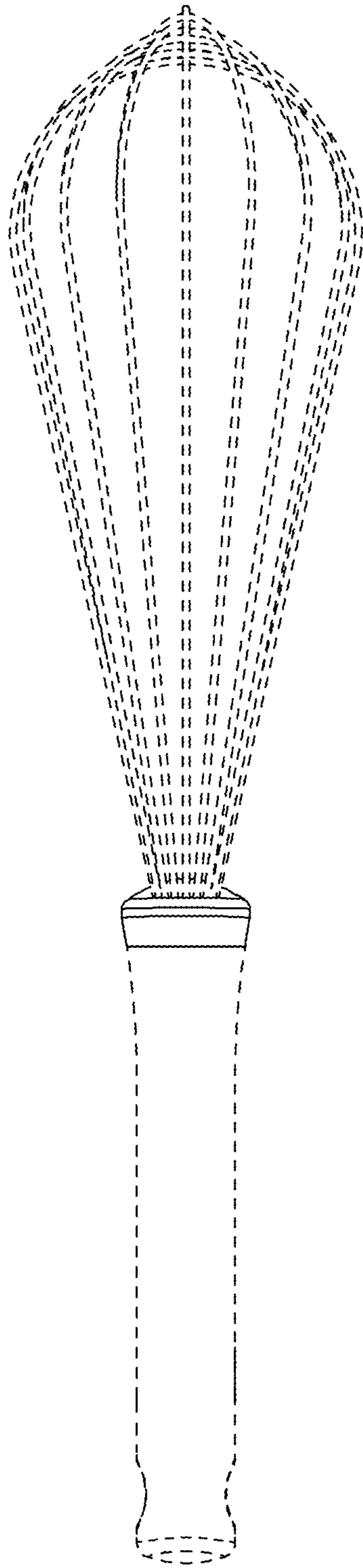


Fig. 4

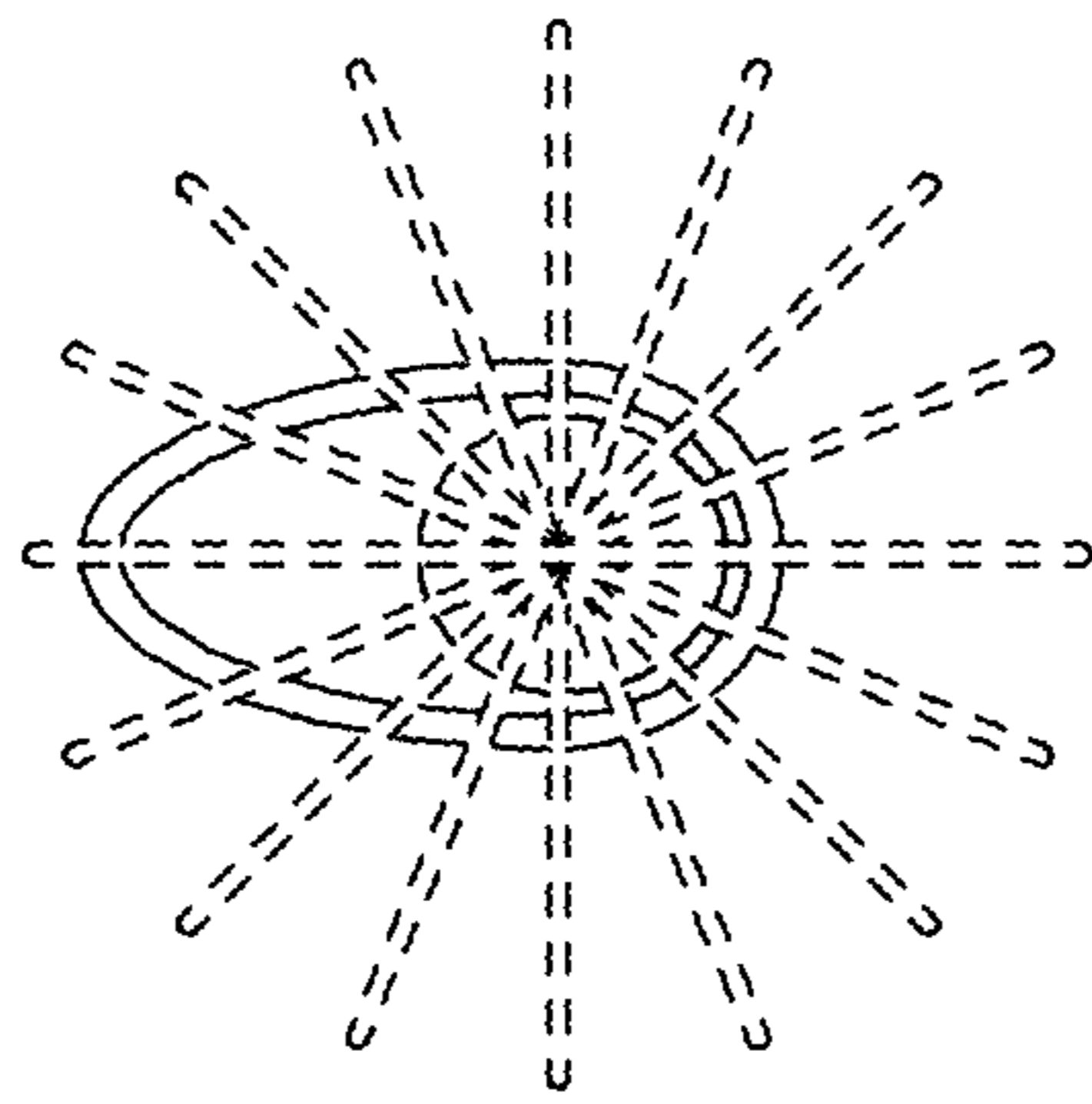


Fig. 5

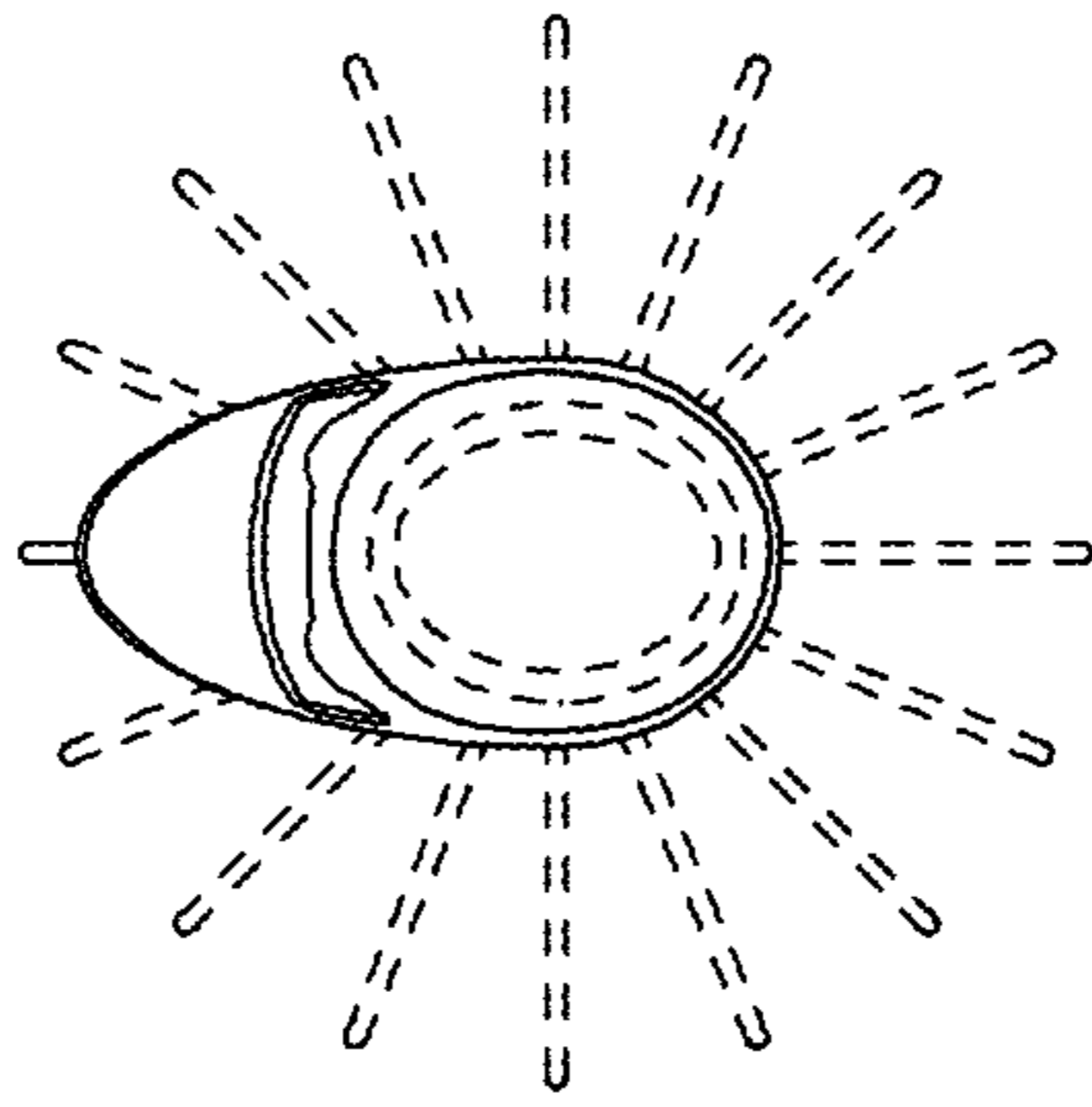


Fig. 6