



US00D853797S

(12) **United States Design Patent** (10) **Patent No.:** **US D853,797 S**  
**Renner et al.** (45) **Date of Patent:** **\*\* Jul. 16, 2019**

(54) **HOLDER**  
(71) Applicant: **3M INNOVATIVE PROPERTIES COMPANY**, St. Paul, MN (US)  
(72) Inventors: **Megan E. Renner**, St. Paul, MN (US); **Lloyd S. Vasilakes**, Stillwater, MN (US); **Mark W. Baldwin**, Woodbury, MN (US); **Michael C. Mooney**, Coon Rapids, MN (US)  
(73) Assignee: **3M INNOVATIVE PROPERTIES COMPANY**, St. Paul, MN (US)  
(\*\*) Term: **15 Years**  
(21) Appl. No.: **29/621,583**  
(22) Filed: **Oct. 10, 2017**  
(51) **LOC (11) Cl.** ..... **07-06**  
(52) **U.S. Cl.**  
USPC ..... **D7/622**; D9/455  
(58) **Field of Classification Search**  
USPC ..... D7/622, 543, 545, 547, 600.1, 601, D7/619.1, 709, 392.1, 396.2; D9/434, D9/435, 436, 440, 443, 446, 447, 449, D9/455, 499; D3/240  
CPC ..... B65D 23/10; B65D 23/104  
See application file for complete search history.

D612,237 S \* 3/2010 Richey ..... D9/447  
D801,124 S \* 10/2017 Sanford ..... D7/622  
D805,358 S \* 12/2017 Cutt ..... D7/622  
D806,485 S \* 1/2018 Fang ..... D7/622  
D812,984 S \* 3/2018 Seiders ..... D7/622  
D812,989 S \* 3/2018 Seiders ..... D7/622

**OTHER PUBLICATIONS**

Amazon. Desk Cup Holder. No date specified. <URL:https://www.amazon.com/Colorful-Holder-Portable-Manager-Holders/dp/B01MQ0CX7E>. (Year: 0).\*  
Amazon. Cup Holders. No date specified. <URL:https://www.amazon.com/Holders-Toothbrush-Self-Adhesive-Bathroom-Contemporary/dp/B0791544J6>. (Year: 0).\*  
AFC Industries. Slat Wall Mounted Cup Holder. No date specified. <URL:http://www.afcindustries.com/slatwall-cup-holder-p955>. (Year: 0).\*

\* cited by examiner

*Primary Examiner* — George D. Kirschbaum  
*Assistant Examiner* — Darcey E Gottschalk  
(74) *Attorney, Agent, or Firm* — Irina Hass

(57) **CLAIM**

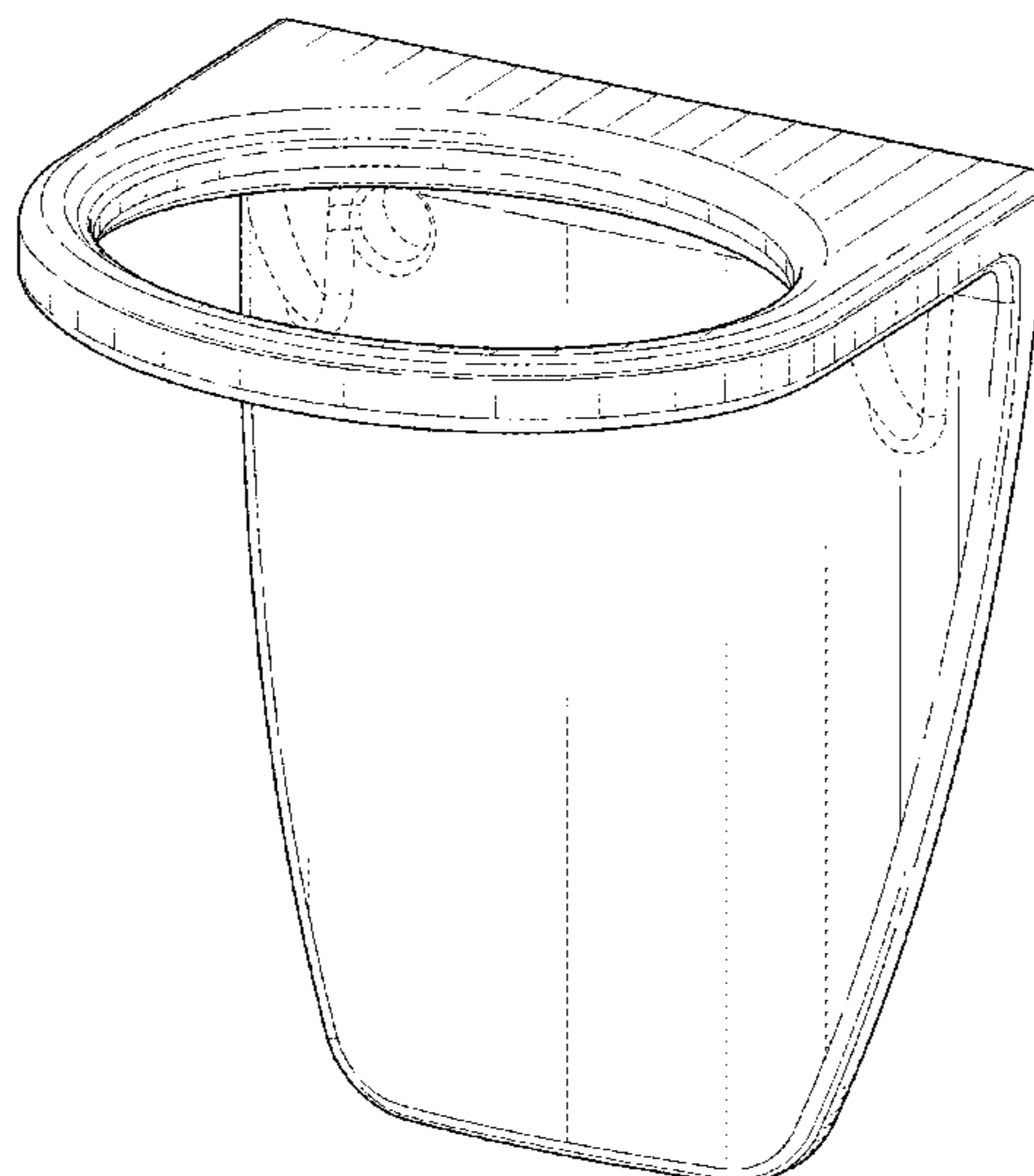
The ornamental design for a holder, as shown and described.

**DESCRIPTION**

FIG. 1 is a perspective view showing the new design for a holder;  
FIG. 2 is a front view thereof;  
FIG. 3 is a rear view thereof;  
FIG. 4 is a left side view thereof;  
FIG. 5 is a right side view thereof;  
FIG. 6 is a top view thereof; and,  
FIG. 7 is a bottom view thereof.  
The portions of the holder in FIGS. 1-7 shown in broken lines are included to show features that form no part of the claimed design.

**1 Claim, 4 Drawing Sheets**

(56) **References Cited**  
U.S. PATENT DOCUMENTS  
D60,440 S \* 2/1922 Boucher, Jr. .... D10/23  
D209,533 S \* 12/1967 Cole ..... 428/99  
D233,317 S \* 10/1974 Catelli ..... D7/622  
D241,906 S \* 10/1976 Dart ..... D7/622  
D333,072 S \* 2/1993 Hung ..... D7/622  
D357,387 S \* 4/1995 Davidson ..... D7/622  
D444,706 S \* 7/2001 Giancaspro ..... D3/229  
D588,912 S \* 3/2009 Christensen ..... D9/434  
D589,793 S \* 4/2009 Christensen ..... D9/434



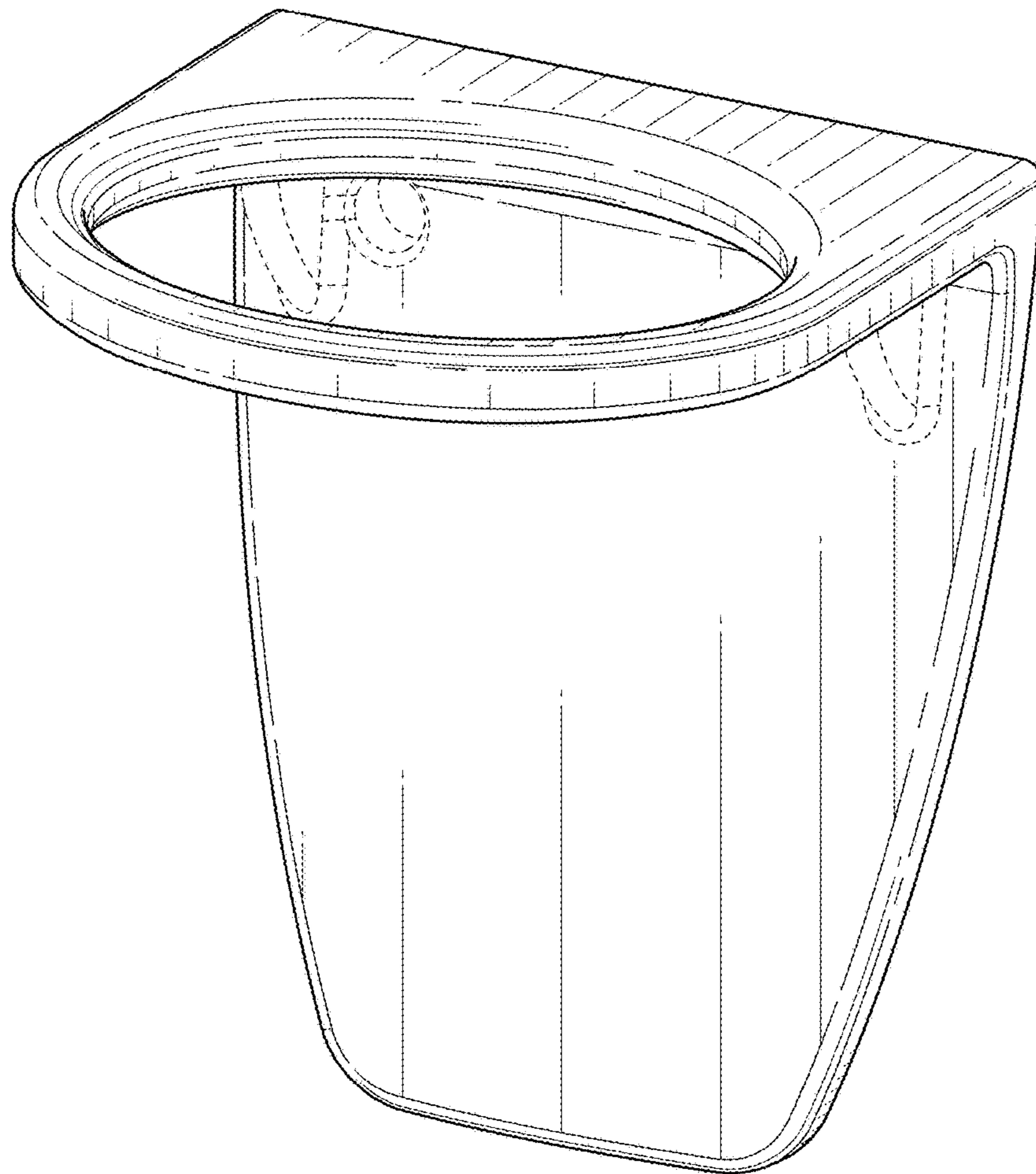


FIG. 1

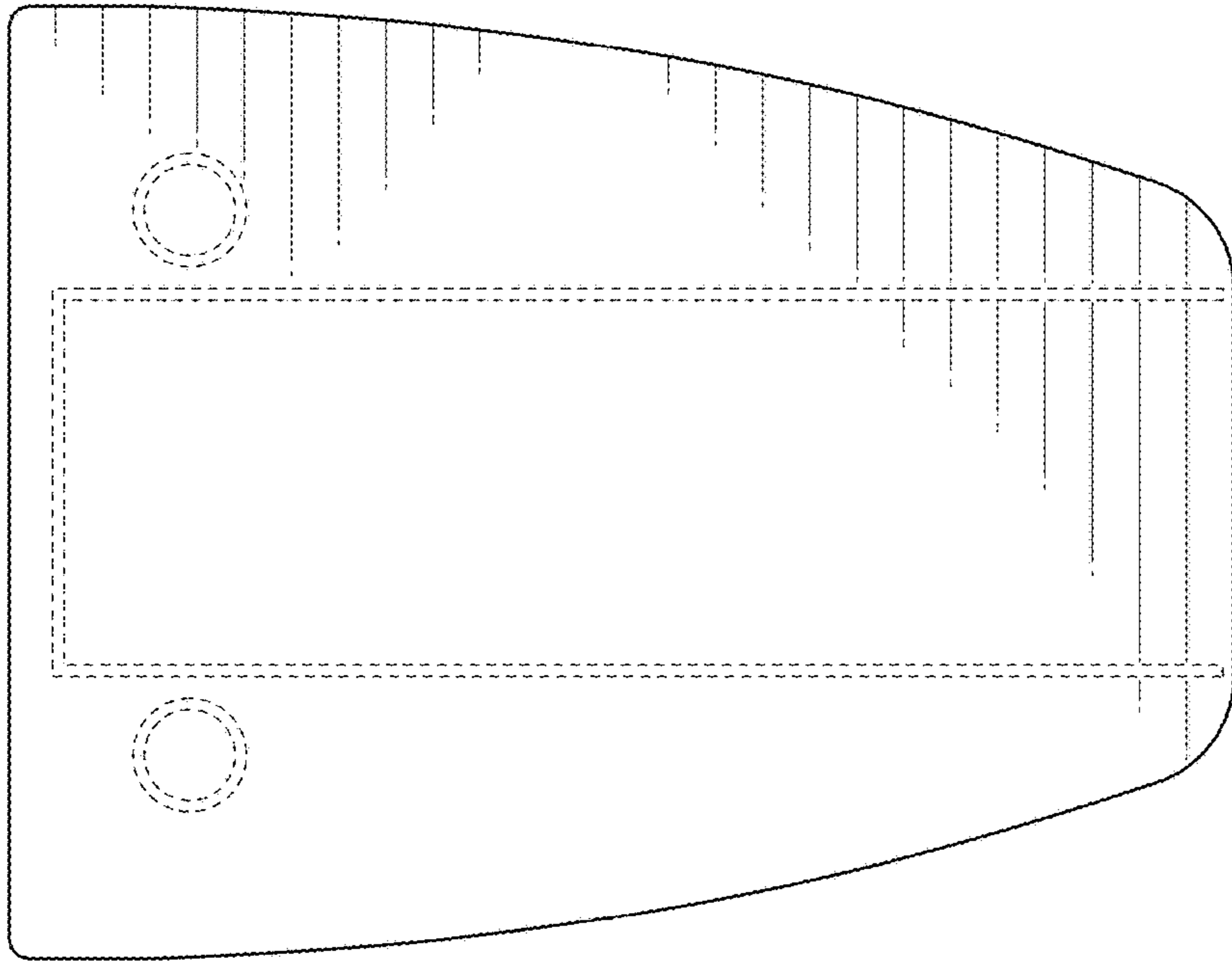


FIG. 3

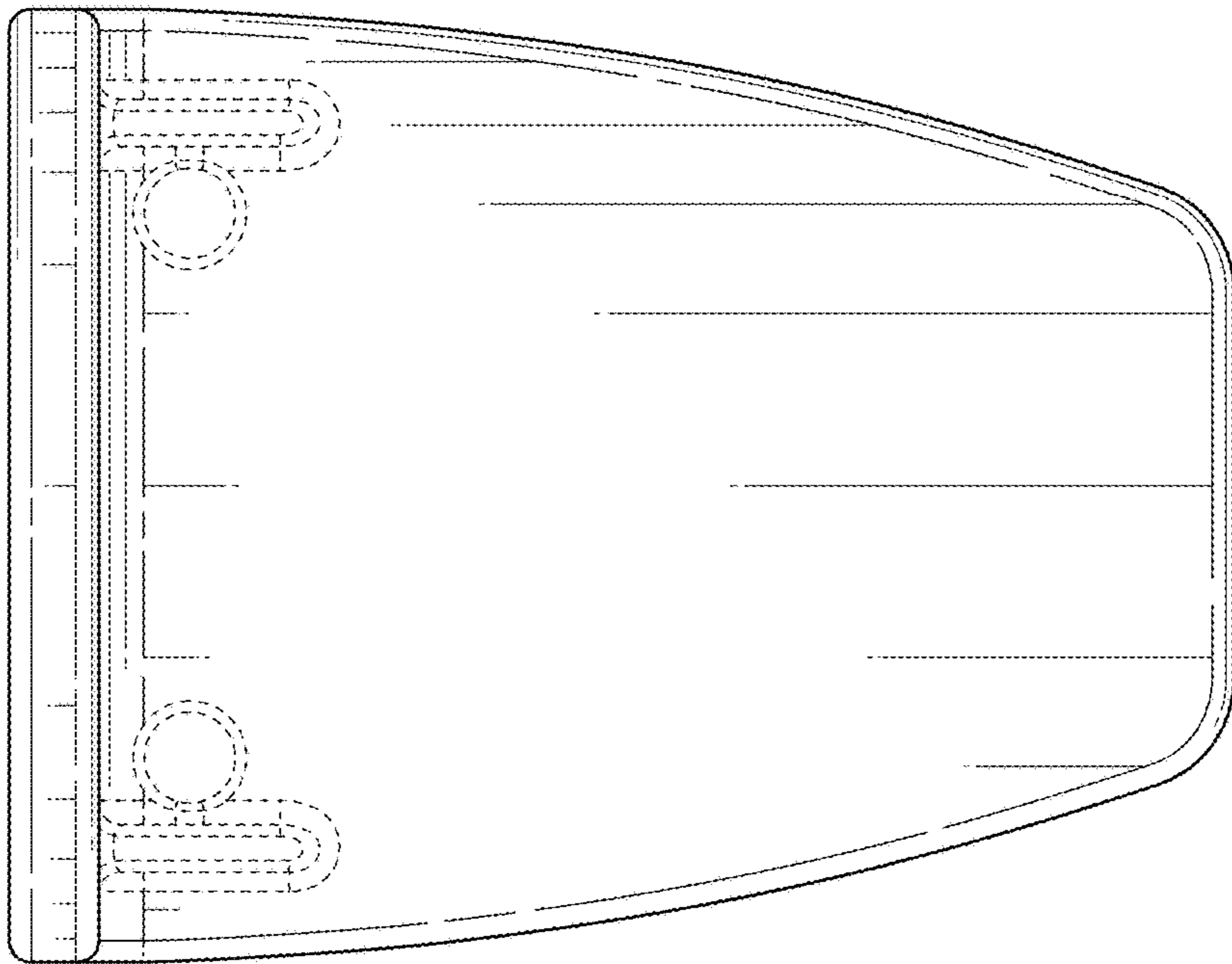


FIG. 2

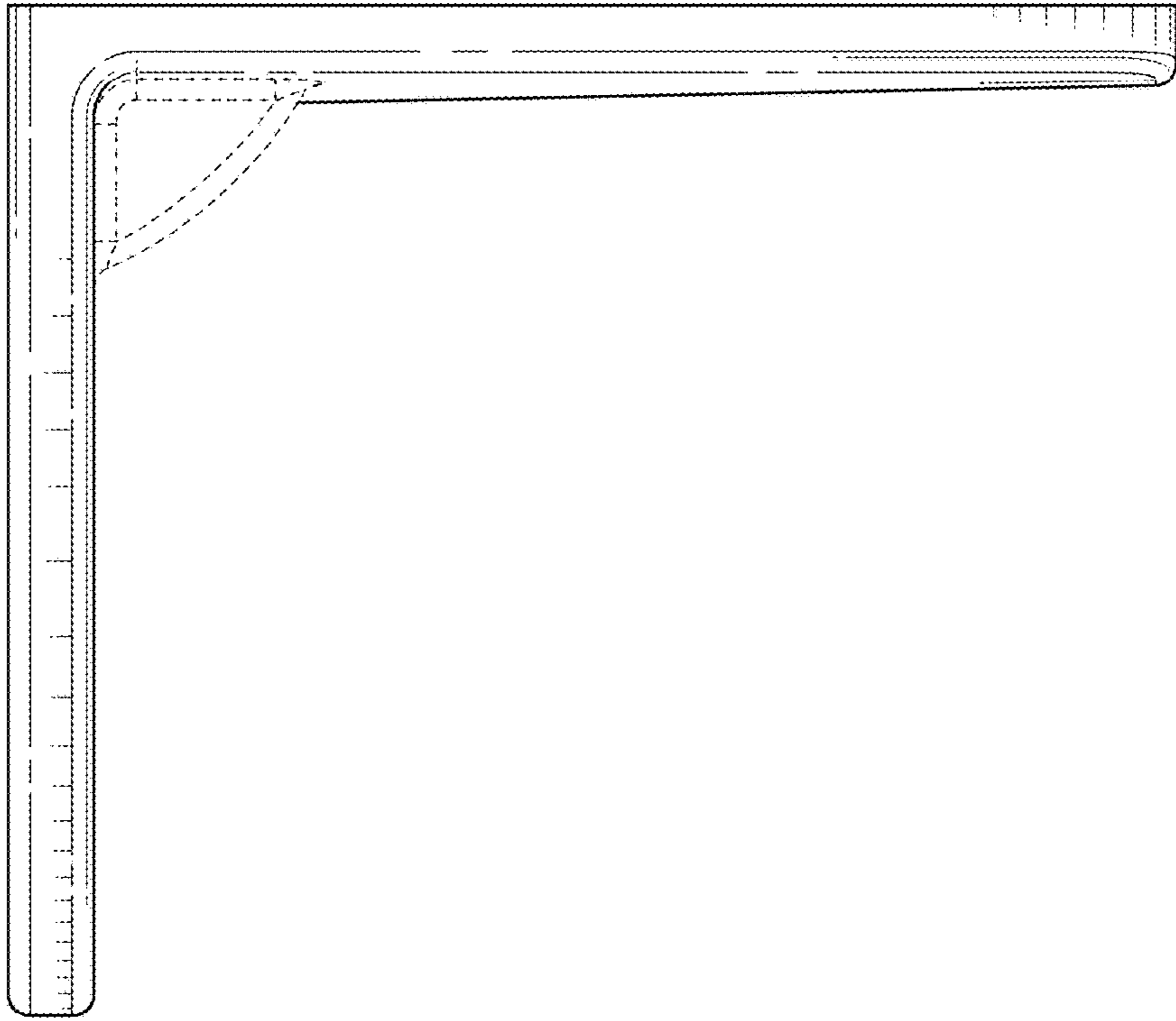


FIG. 5

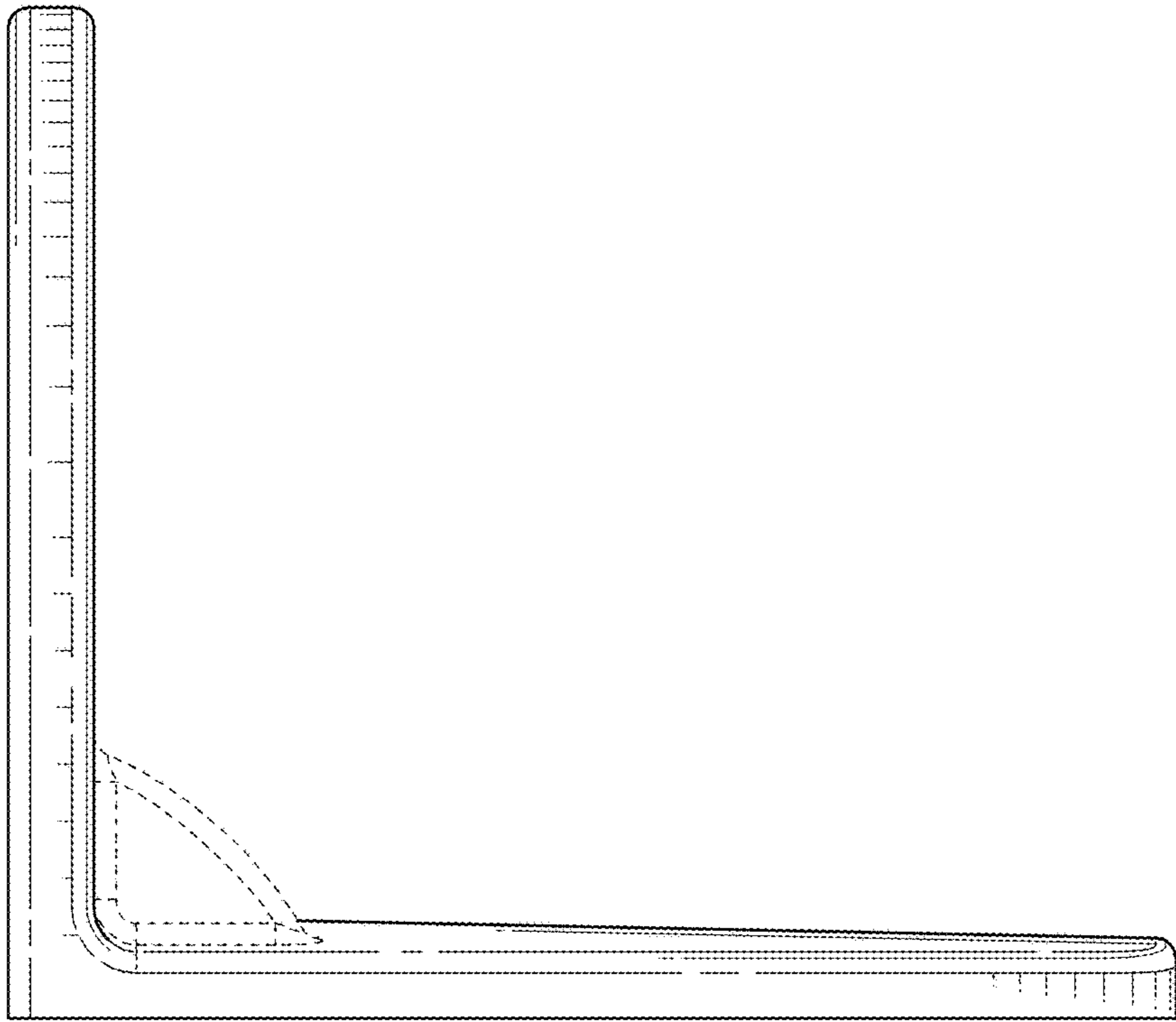


FIG. 4

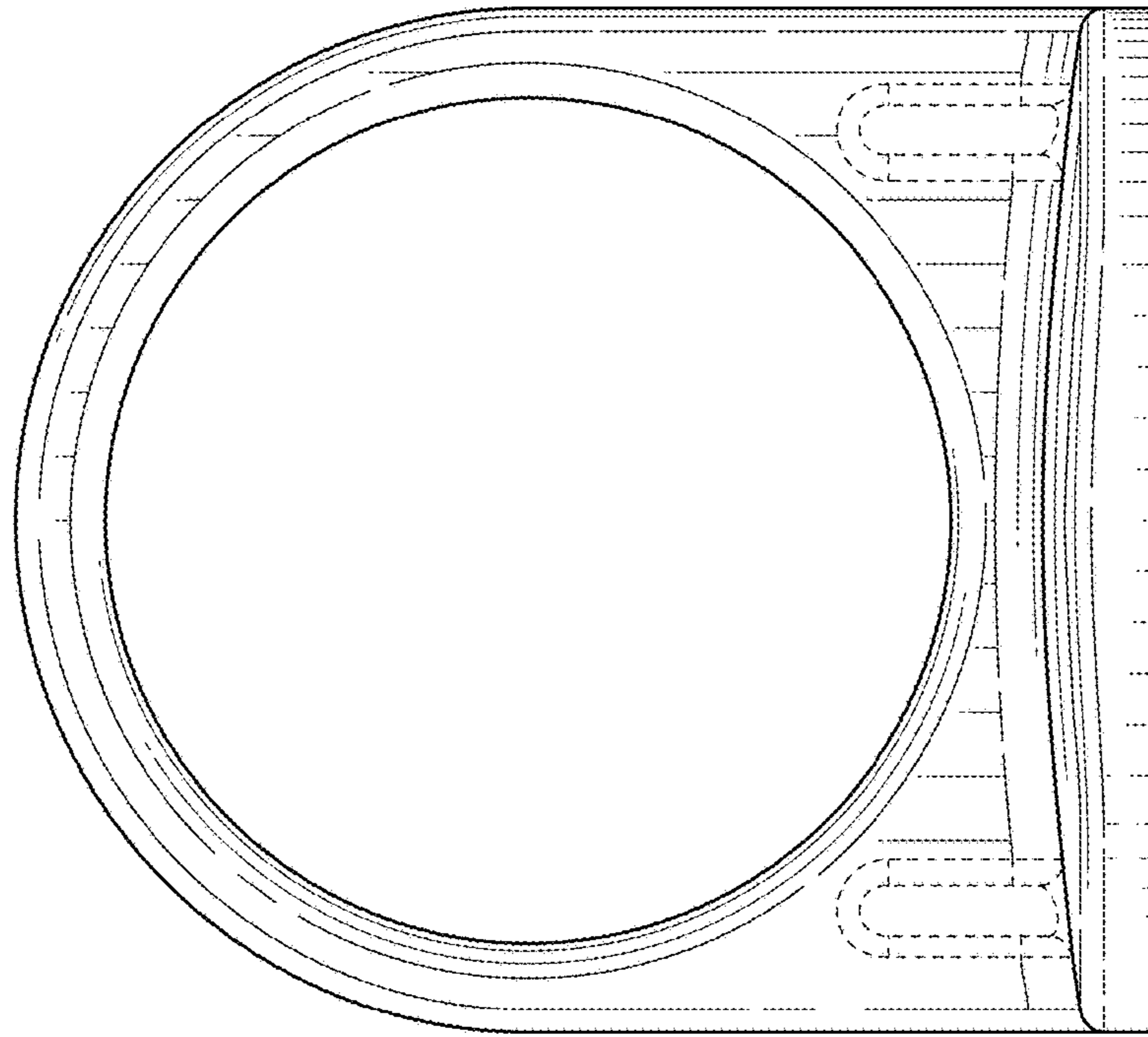


FIG. 6

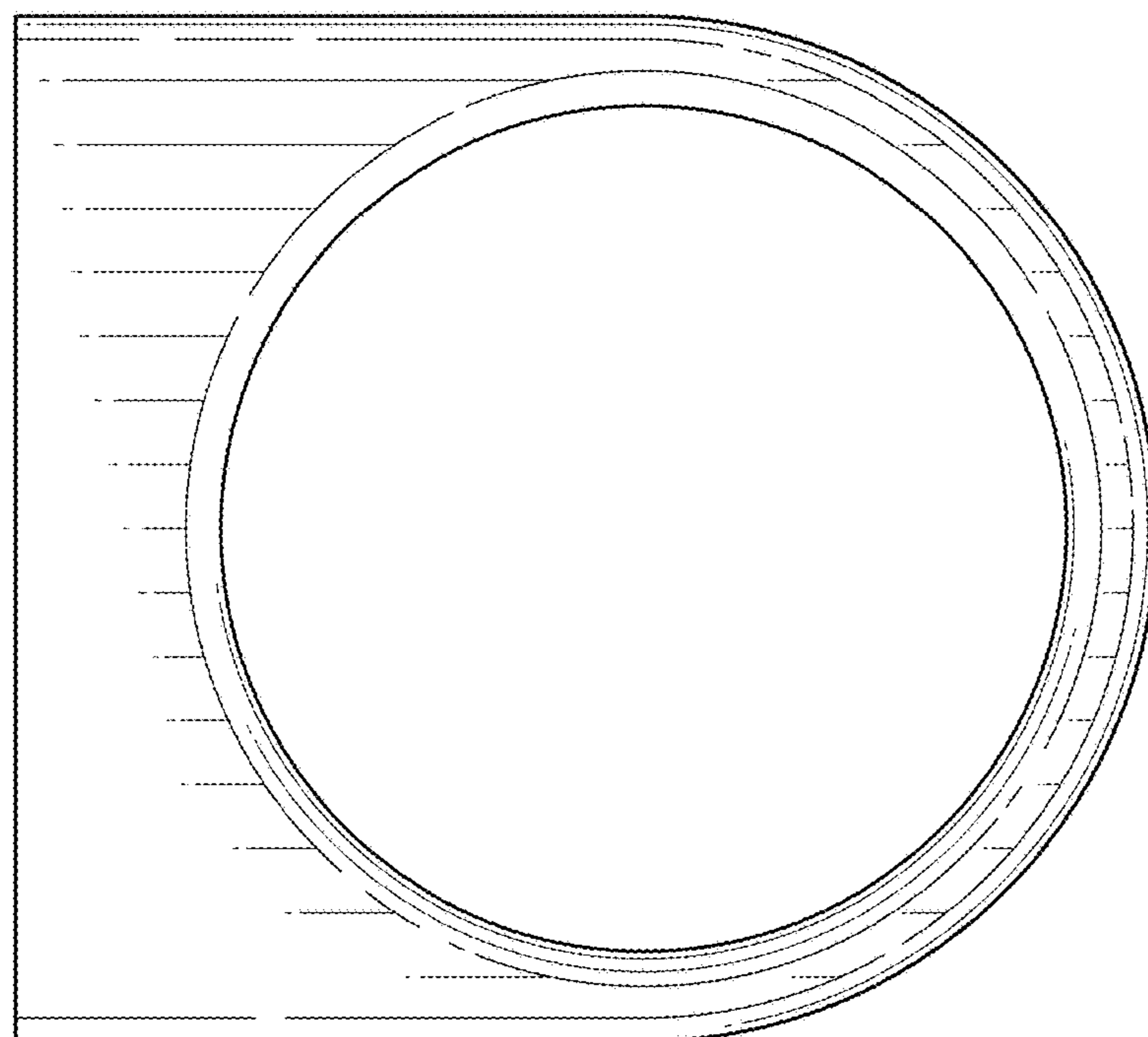


FIG. 7