



US00D853787S

(12) **United States Design Patent**
Moon et al.

(10) **Patent No.:** **US D853,787 S**
(45) **Date of Patent:** **** Jul. 16, 2019**

(54) **AIR FRYER BASKET**

(71) Applicant: **NuWave, LLC**, Libertyville, IL (US)
(72) Inventors: **Jung S. Moon**, Long Grove, IL (US);
Eunjung Huh, Grayslake, IL (US);
Byung G. Choi, Lake Villa, IL (US);
Li Xiang Jun, Foshan (CN); **Zeng Qing Ping**, Shanwei (CN); **Kim Jong Rok**, Seoul (KR)
(73) Assignee: **NUWAVE, LLC**, Libertyville, IL (US)
(**) Term: **15 Years**

(21) Appl. No.: **29/671,575**
(22) Filed: **Nov. 28, 2018**

Related U.S. Application Data

(62) Division of application No. 29/608,498, filed on Jun. 22, 2017, now Pat. No. Des. 834,889.
(51) **LOC (11) Cl.** **07-02**
(52) **U.S. Cl.**
USPC **D7/409; D7/354**
(58) **Field of Classification Search**
USPC D7/323, 332, 335-337, 354-355,
D7/359-364, 387-388, 402, 407-409
CPC A21B 2/00; A21B 3/00; A21B 3/13; A21B
3/15; A21B 5/00; A21B 5/02; A23N
12/06; A23N 12/08; A23N 12/10; A47J
27/004; A47J 36/38; A47J 37/00; A47J
37/04; A47J 37/041; A47J 37/042; A47J
37/06; A47J 37/0641; A47J 37/0688;
A47J 37/0694; A47J 37/07; A47J
37/0704; A47J 37/10; A47J 37/1219;
A47J 37/1261; A47J 47/20; A47J
2037/00; A47J 2037/06; A47J 2037/0611;
A47J 2037/07; A47J 2037/0786; A47J
2037/0795; F24C 15/10; F24C 15/12;
F24C 15/14; F24C 15/16; F24C 15/164;
F24C 15/18

See application file for complete search history.

(56) **References Cited**

U.S. PATENT DOCUMENTS

2,785,277 A * 3/1957 Ivar A47J 27/004
219/438
3,078,786 A * 2/1963 John A47J 37/1219
99/336
3,508,485 A * 4/1970 Munsey A47J 27/004
219/432
5,746,117 A * 5/1998 Chang A47J 37/1219
99/407
6,499,390 B1 * 12/2002 Huang A47J 37/1209
219/492
7,002,108 B1 * 2/2006 Chang A47J 37/1261
219/430

(Continued)

Primary Examiner — Ricky Pham

(74) *Attorney, Agent, or Firm* — Bishop, Diehl & Lee,
Ltd.

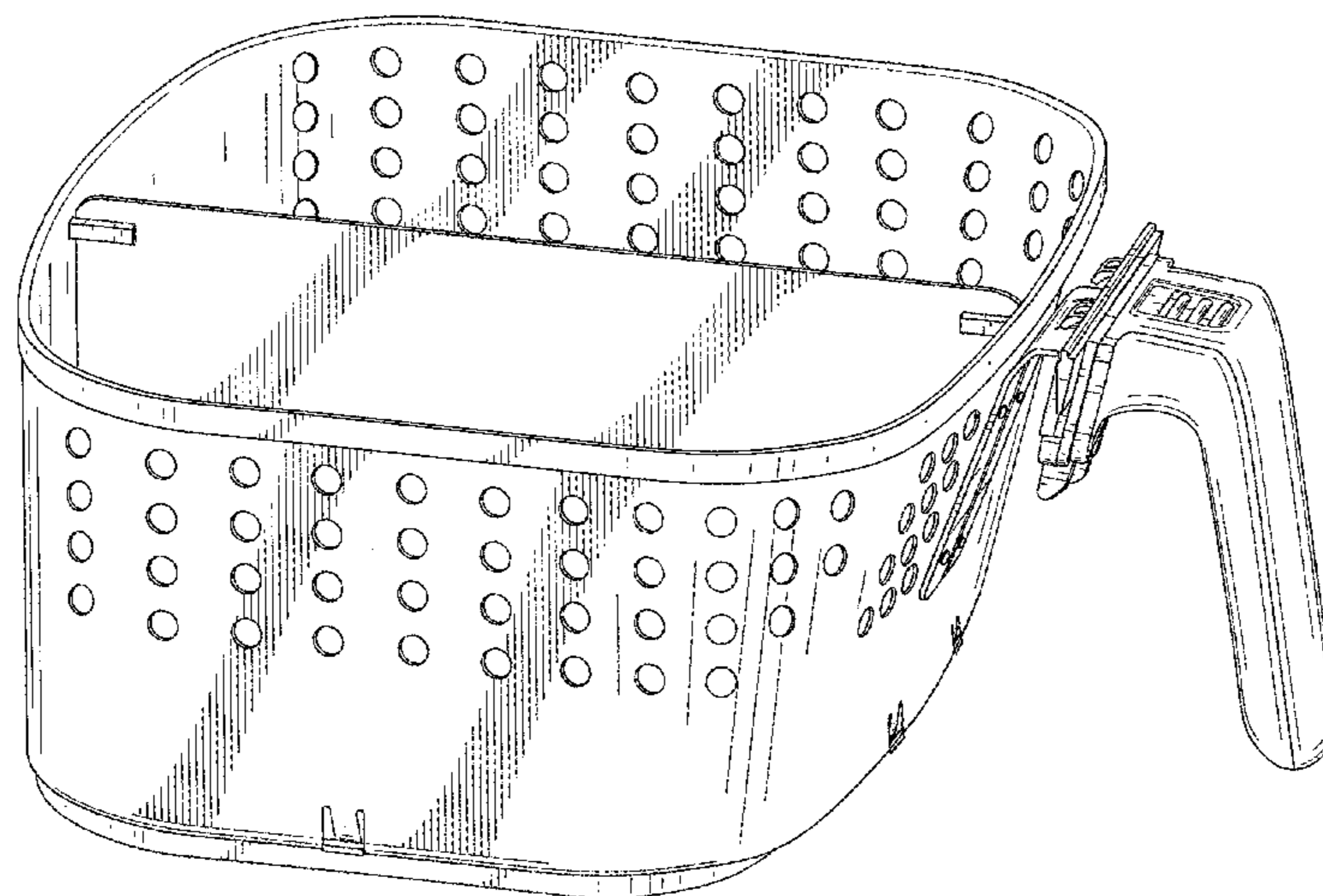
(57) **CLAIM**

The ornamental design for an air fryer basket, as shown and described.

DESCRIPTION

FIG. 1 is an elevated isometric view of the air fryer basket showing the new design;
FIG. 2 is a front isometric view of the air fryer basket shown in FIG. 1;
FIG. 3 is a rear isometric view of the air fryer basket shown in FIG. 1;
FIG. 4 is a right side isometric view of the air fryer basket shown in FIG. 1;
FIG. 5 is a left side isometric view of the air fryer basket shown in FIG. 1;
FIG. 6 is a top view of the air fryer basket shown in FIG. 1; and,
FIG. 7 is a bottom view of the air fryer basket shown in FIG. 1.

1 Claim, 7 Drawing Sheets



(56)

References Cited

U.S. PATENT DOCUMENTS

7,015,429 B2 * 3/2006 Lau A47J 36/38
219/430
7,484,455 B2 * 2/2009 De'Longhi A47J 27/004
219/436
D680,800 S * 4/2013 Berge A47J 37/1219
D7/354
D680,802 S * 4/2013 Seymour A47J 37/1219
D7/354
D834,889 S * 12/2018 Moon A47J 37/1261
D7/409
2004/0154474 A1 * 8/2004 Chan A47J 37/1219
99/407
2017/0245686 A1 * 8/2017 Man A47J 37/0641

* cited by examiner

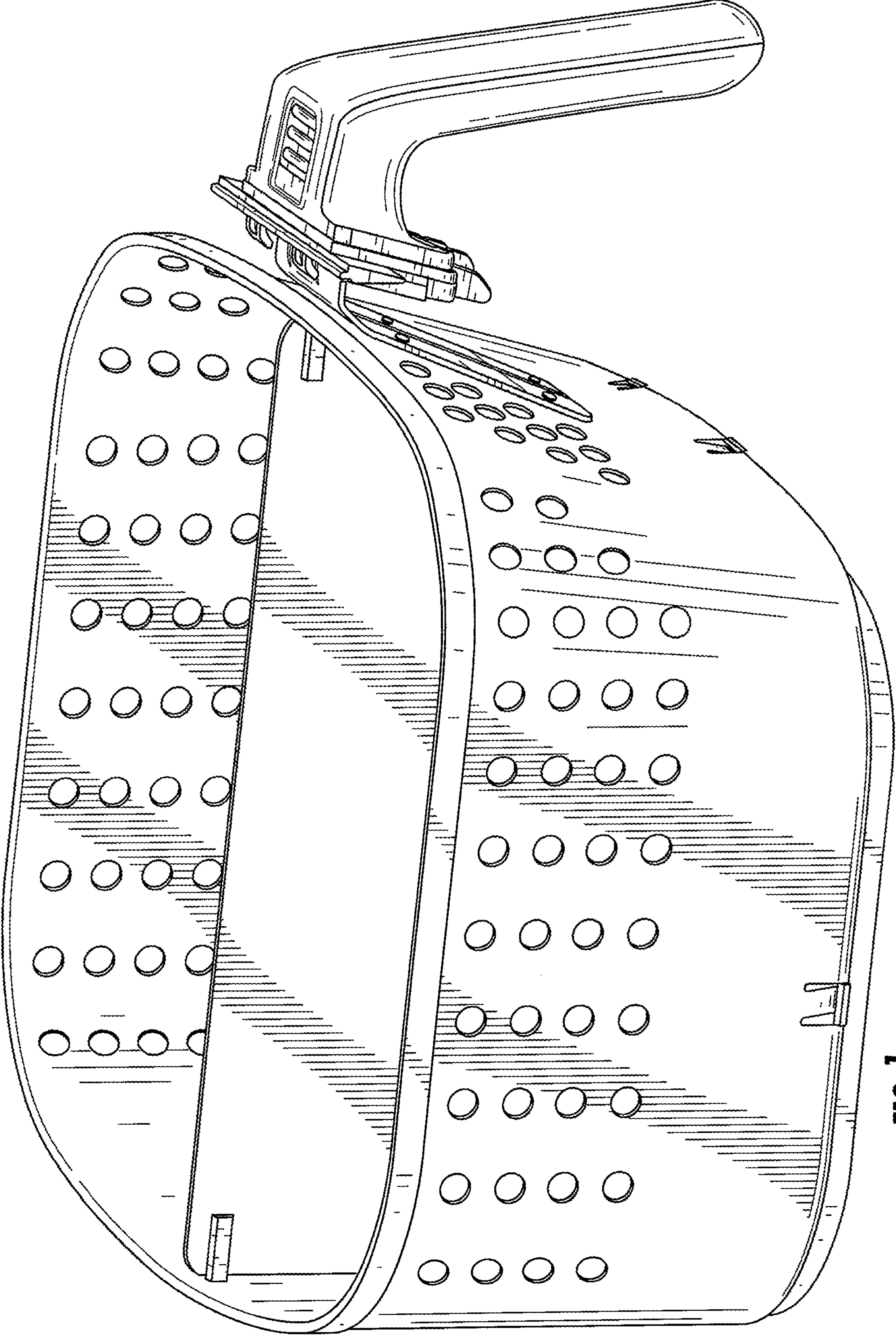


FIG. 1

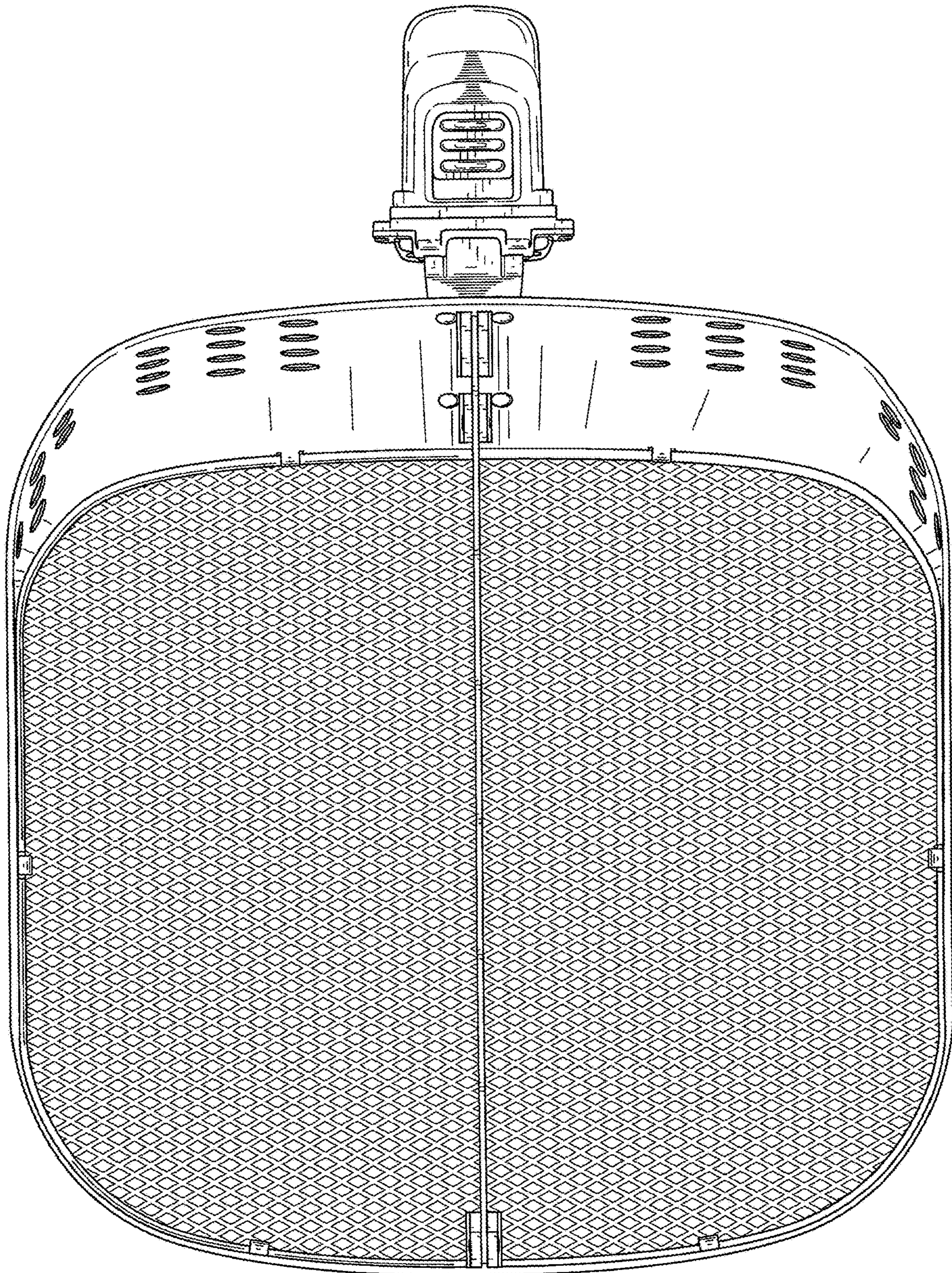


FIG. 2

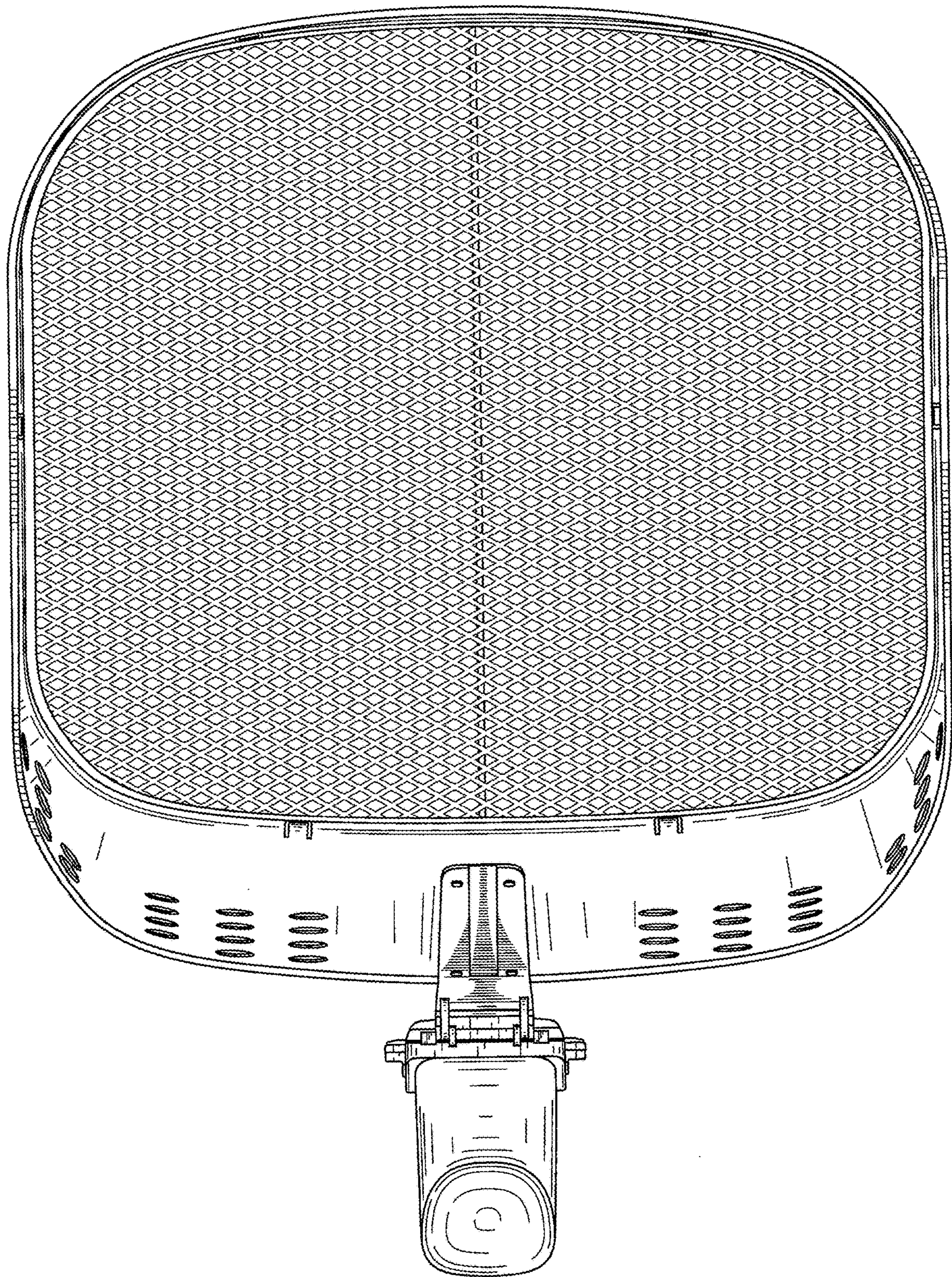


FIG. 3

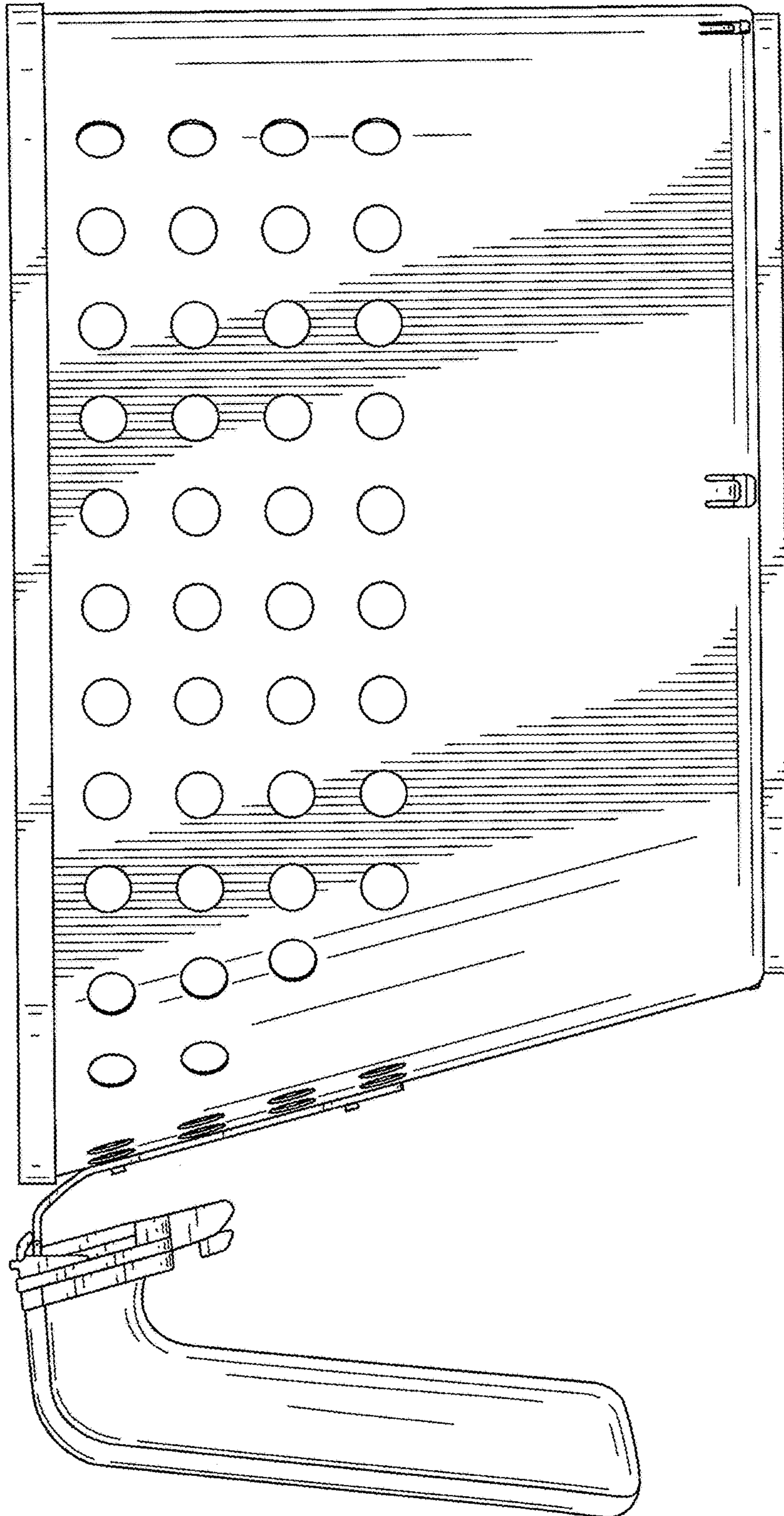


FIG. 4

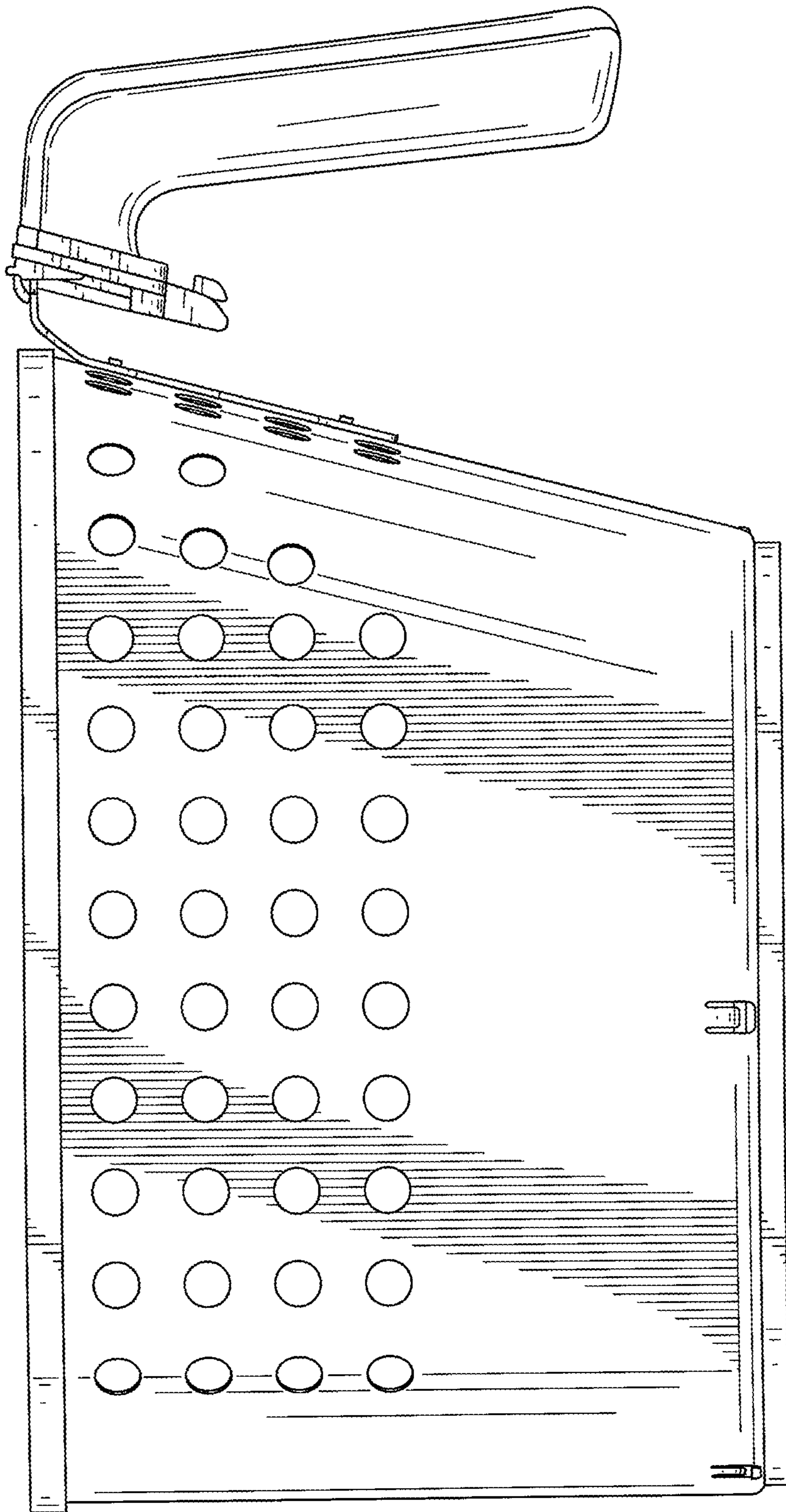


FIG. 5




FIG. 6

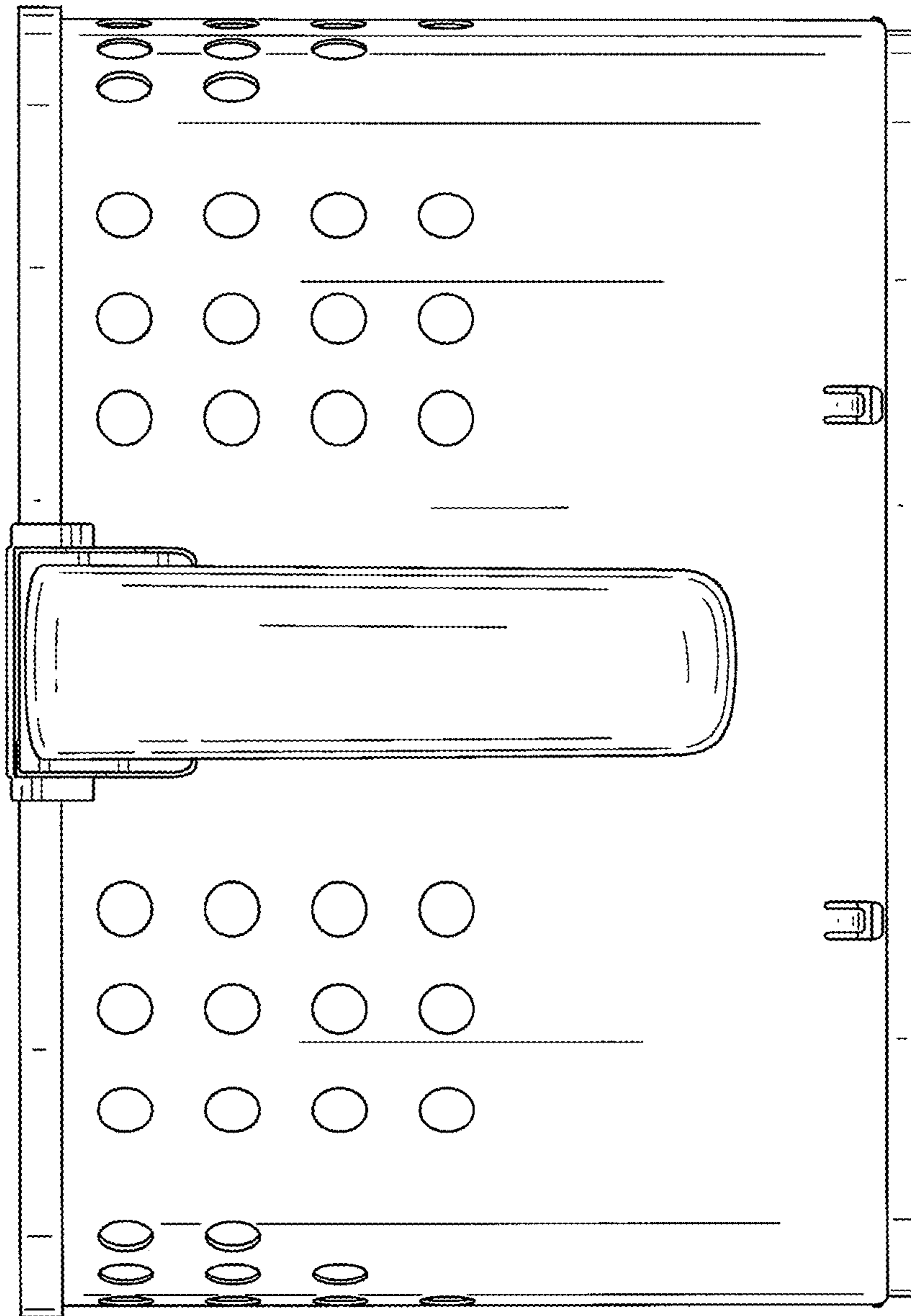


FIG. 7