



US00D853770S

(12) **United States Design Patent**
Koury et al.

(10) **Patent No.:** **US D853,770 S**
(45) **Date of Patent:** **** Jul. 16, 2019**

- (54) **BEVERAGE MACHINE**
- (71) Applicant: **Keurig Green Mountain, Inc.**,
Waterbury, VT (US)
- (72) Inventors: **Steffen F. Koury**, Nahant, MA (US);
Paul K. Metaxatos, Swampscott, MA (US)
- (73) Assignee: **Keurig Green Mountain, Inc.**,
Burlington, MA (US)
- (**) Term: **15 Years**
- (21) Appl. No.: **29/616,341**
- (22) Filed: **Sep. 5, 2017**
- (51) **LOC (11) Cl.** **07-01**
- (52) **U.S. Cl.**
USPC **D7/306; D7/311; D7/309**
- (58) **Field of Classification Search**
USPC D7/306-311, 305, 300; 99/279, 284,
99/290, 280, 299, 307, 297, 295
CPC .. A47J 31/44; A47J 31/00; A47J 31/46; A47J
31/10; A47J 31/369; A47J 31/06
See application file for complete search history.

(56) **References Cited**

U.S. PATENT DOCUMENTS

D513,572 S	1/2006	Schaffeld et al.	
D544,299 S *	6/2007	Schaffeld	D7/397
D637,859 S *	5/2011	Orkney	D7/306
D663,158 S *	7/2012	Jacquet	D7/393
8,210,095 B2 *	7/2012	Brezovnik	A47J 31/369 99/279
D667,674 S *	9/2012	Wilder	D7/306
D674,232 S *	1/2013	Lavy	D7/309
D674,233 S *	1/2013	Lavy	D7/309
D683,174 S *	5/2013	Regamey	D7/306
D702,984 S *	4/2014	Hanneson	D7/306
D719,404 S *	12/2014	Manly	D7/306

D720,180 S *	12/2014	Manly	D7/306
D721,247 S *	1/2015	Manly	D7/306
D721,248 S *	1/2015	Manly	D7/306
D722,463 S *	2/2015	Manly	D7/306
D723,247 S *	3/2015	White	D2/642
D723,317 S *	3/2015	Manly	D7/306
D735,517 S *	8/2015	Burrows	D7/306
D736,481 S *	8/2015	Cornwell	D30/122
D741,101 S *	10/2015	Luippold	D7/306
D747,047 S *	1/2016	Cornwell	D30/122
D755,000 S *	5/2016	Lovati	D7/306
D756,157 S *	5/2016	Murphy	D7/306
D756,696 S *	5/2016	Murphy	D7/306
D756,697 S *	5/2016	Burrows	D7/309
D760,008 S *	6/2016	Moon	D7/306
9,510,706 B2	12/2016	Tinlder et al.	
D779,257 S *	2/2017	Hale	D7/306
D786,602 S *	5/2017	Palermo	D7/306
D796,885 S *	9/2017	Wang	D7/306

(Continued)

Primary Examiner — Marianne N Pandozzi

(74) *Attorney, Agent, or Firm* — Wolf, Greenfield & Sacks, P.C.

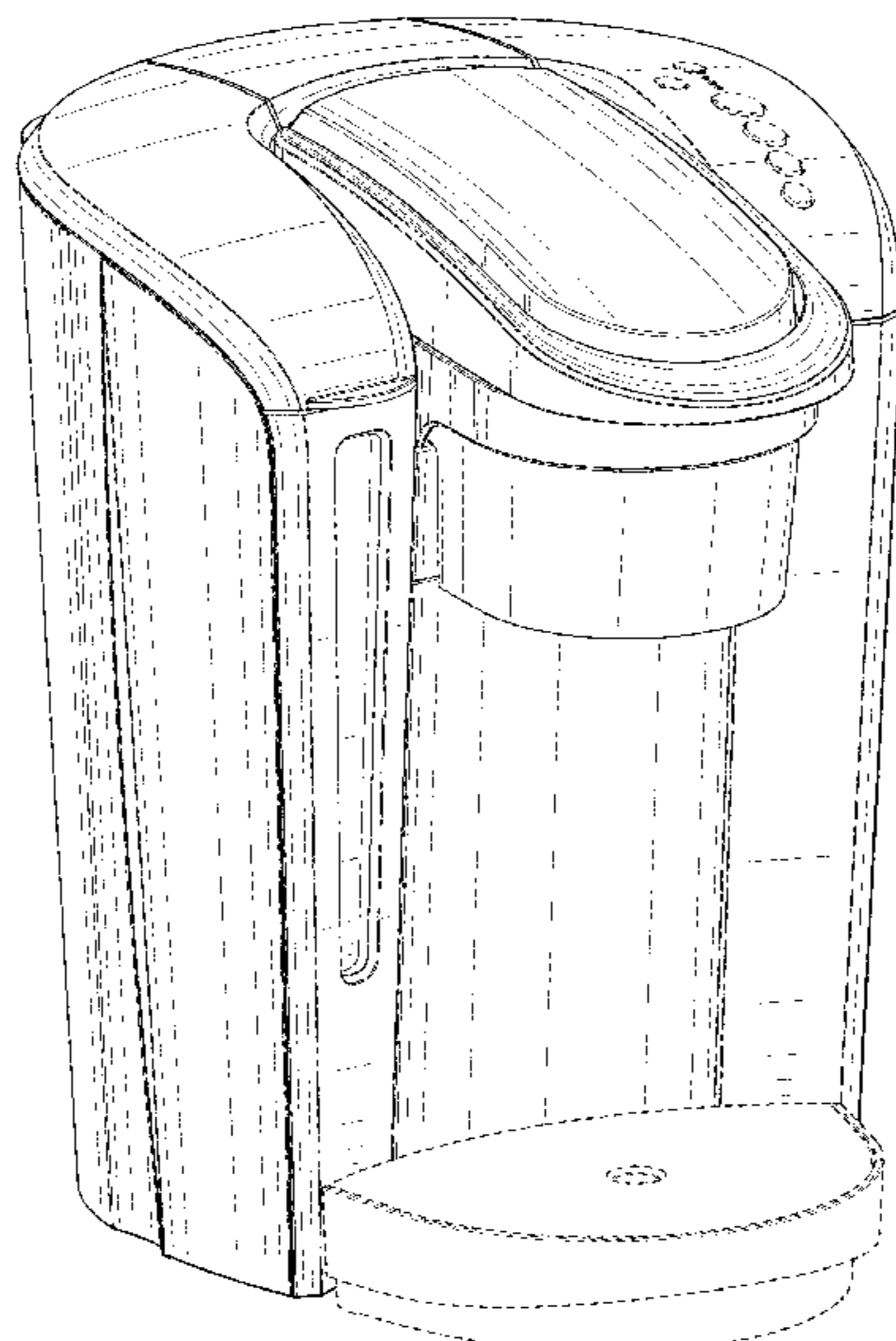
(57) **CLAIM**

The ornamental design for a beverage machine, as shown and described.

DESCRIPTION

FIG. 1 is a top, front, left side perspective of the beverage machine according to our new design;
 FIG. 2 is a top, front, right side perspective view thereof;
 FIG. 3 is a front elevation view thereof;
 FIG. 4 is a rear elevation view thereof;
 FIG. 5 is a left side elevation view thereof;
 FIG. 6 is a right side elevation view thereof;
 FIG. 7 is a top plan view thereof; and,
 FIG. 8 is a bottom plan view thereof.
 The broken lines illustrate portions of the beverage machine that form no part of the claimed design.

1 Claim, 8 Drawing Sheets



(56)

References Cited

U.S. PATENT DOCUMENTS

D803,611 S *	11/2017	Hanneson	D7/306
2007/0056994 A1 *	3/2007	Woodnorth	A47J 31/46
			222/221
2008/0134902 A1 *	6/2008	Zimmerman	A47J 31/32
			99/302 R
2010/0024658 A1 *	2/2010	Jacobs	A47J 31/46
			99/302 R
2014/0299000 A1 *	10/2014	Hanneson	A47J 31/46
			99/300

* cited by examiner

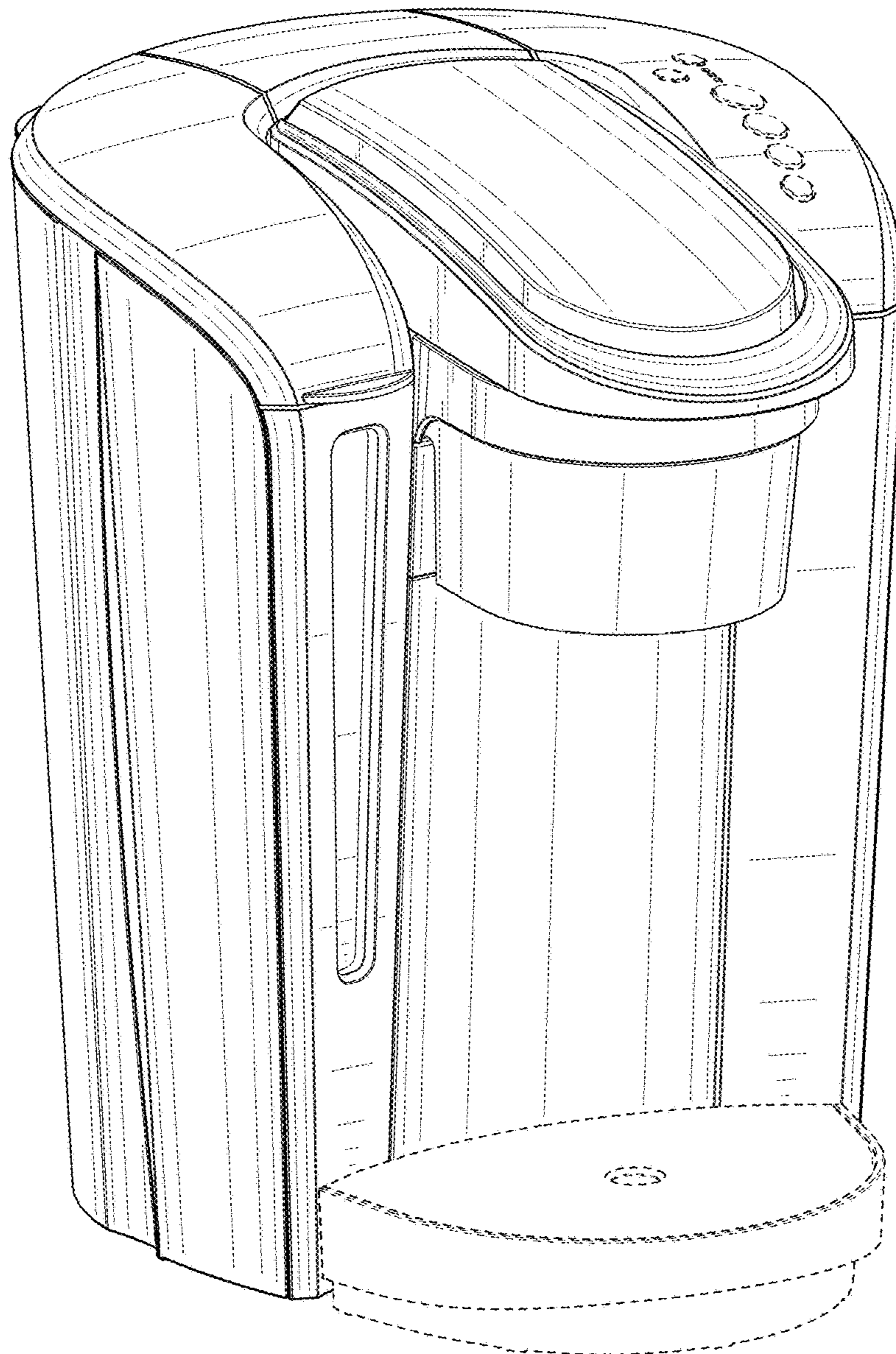


FIG. 1

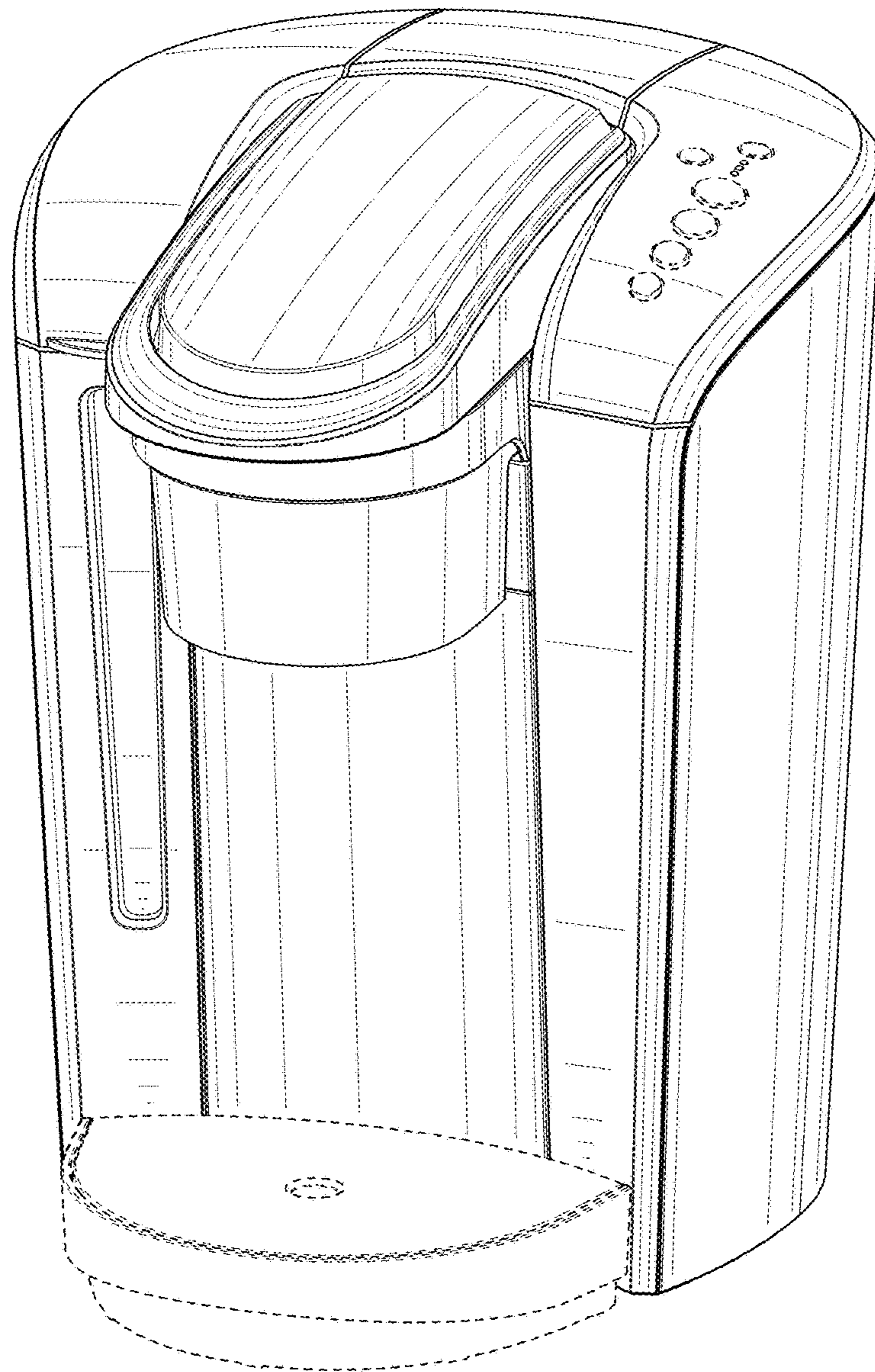


FIG. 2

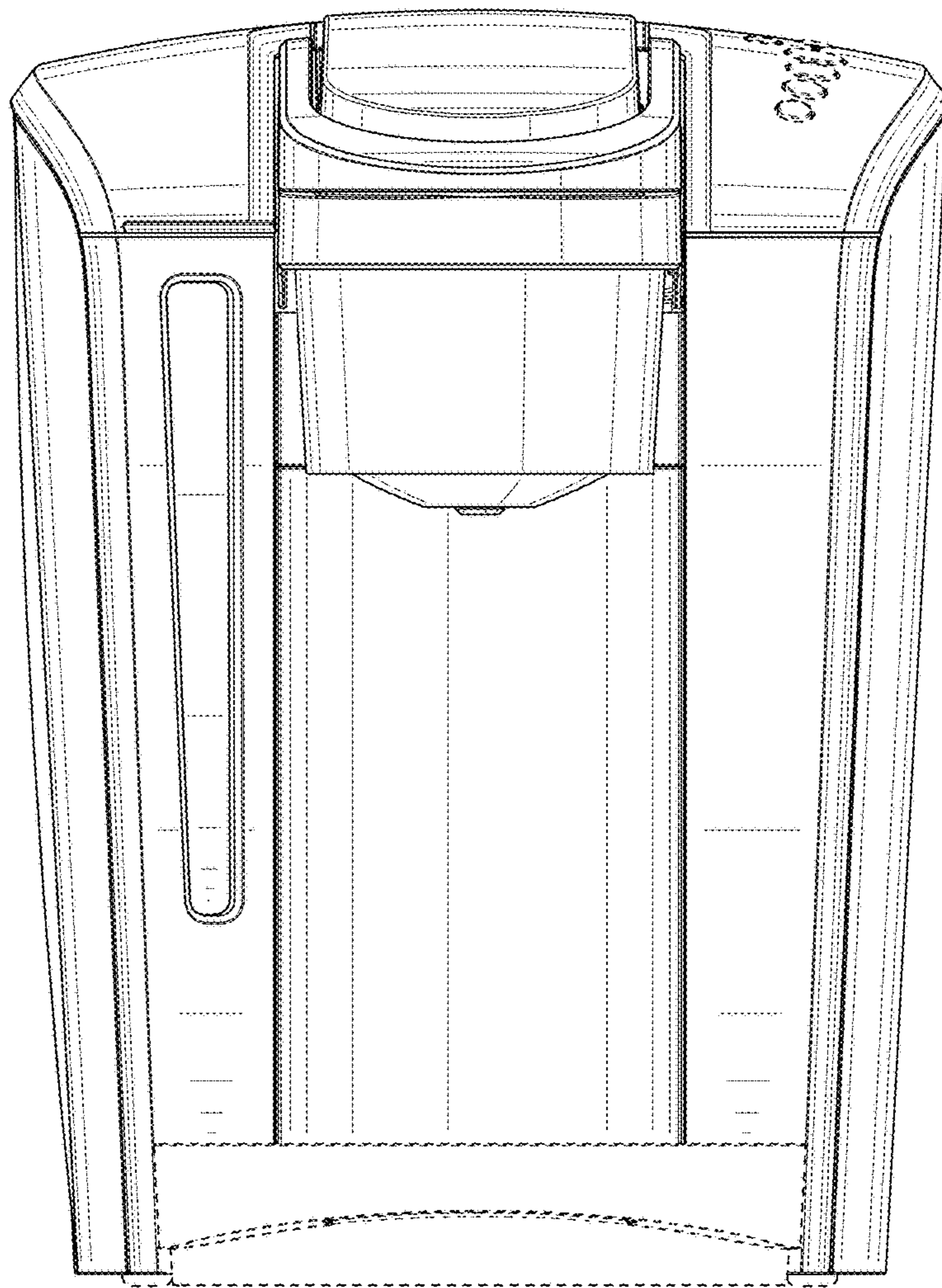


FIG. 3




FIG. 4

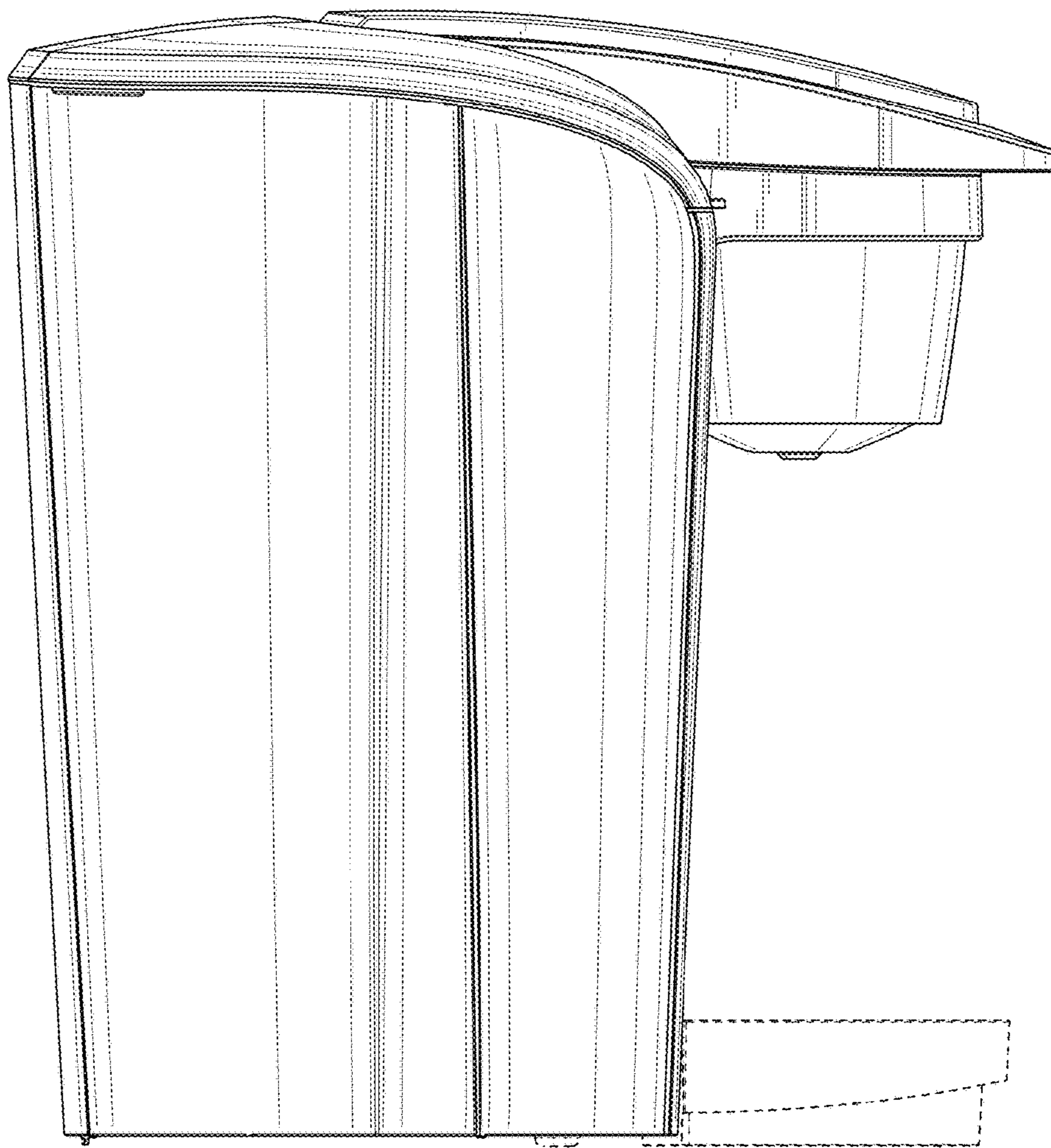


FIG. 5

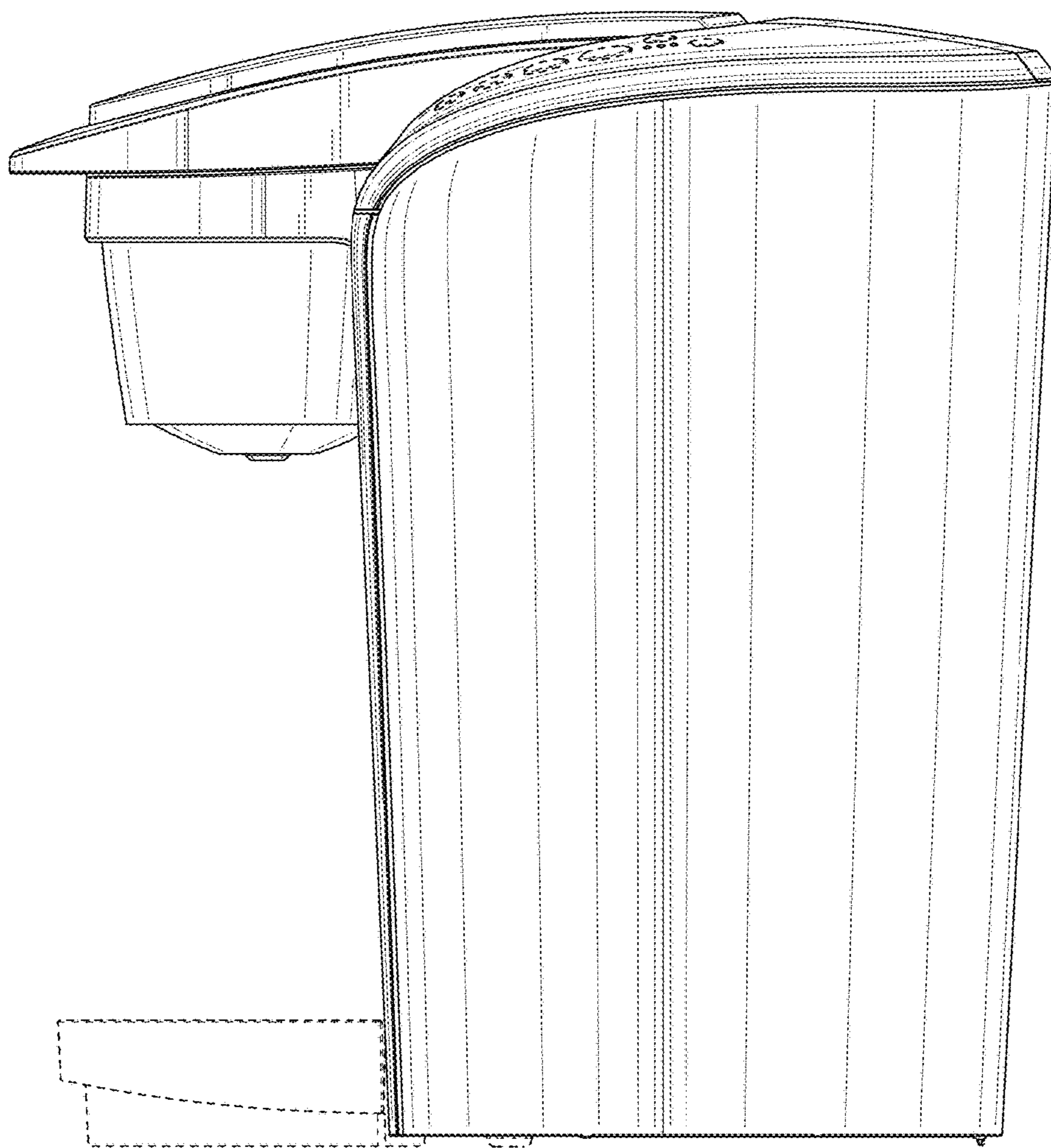


FIG. 6

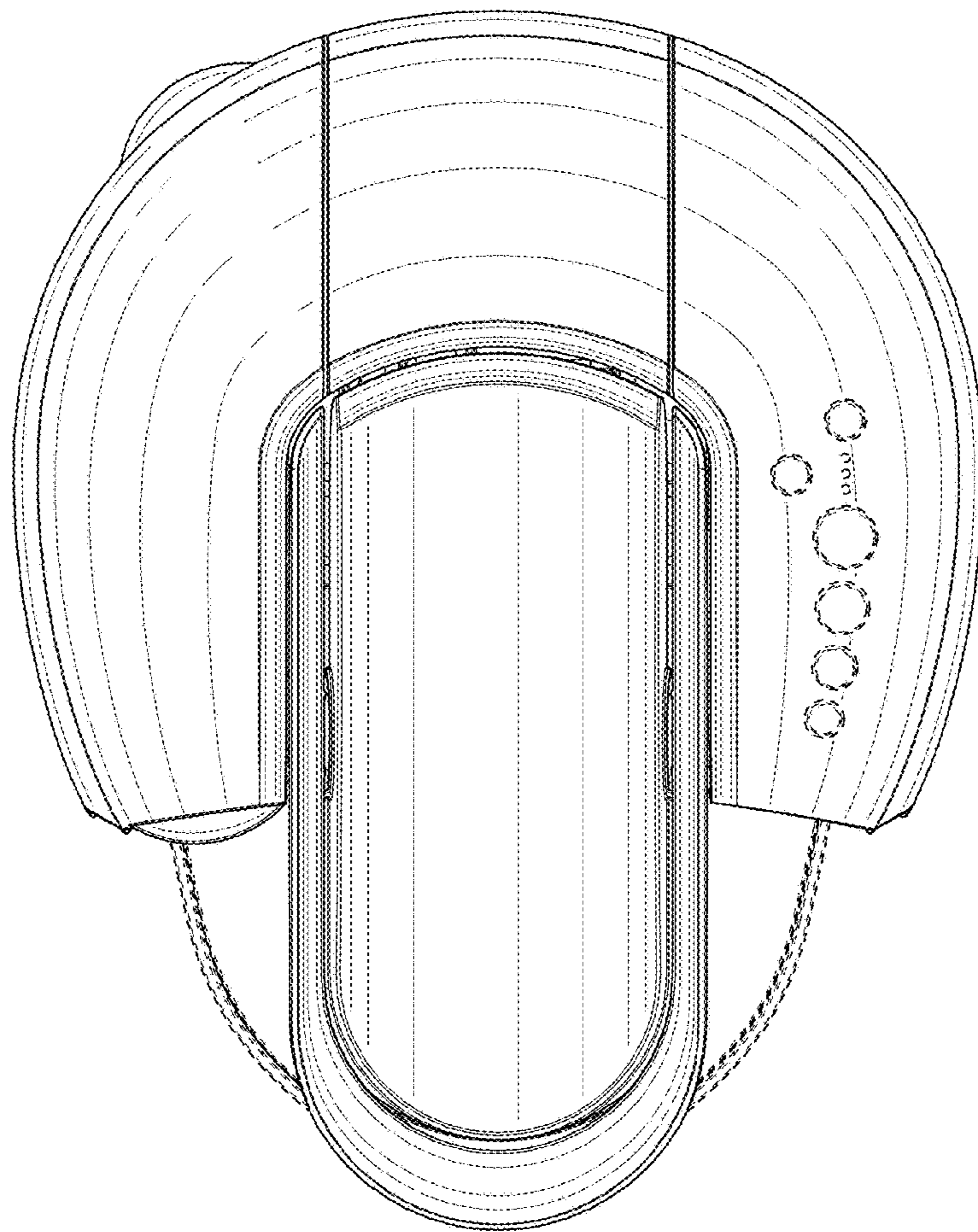


FIG. 7

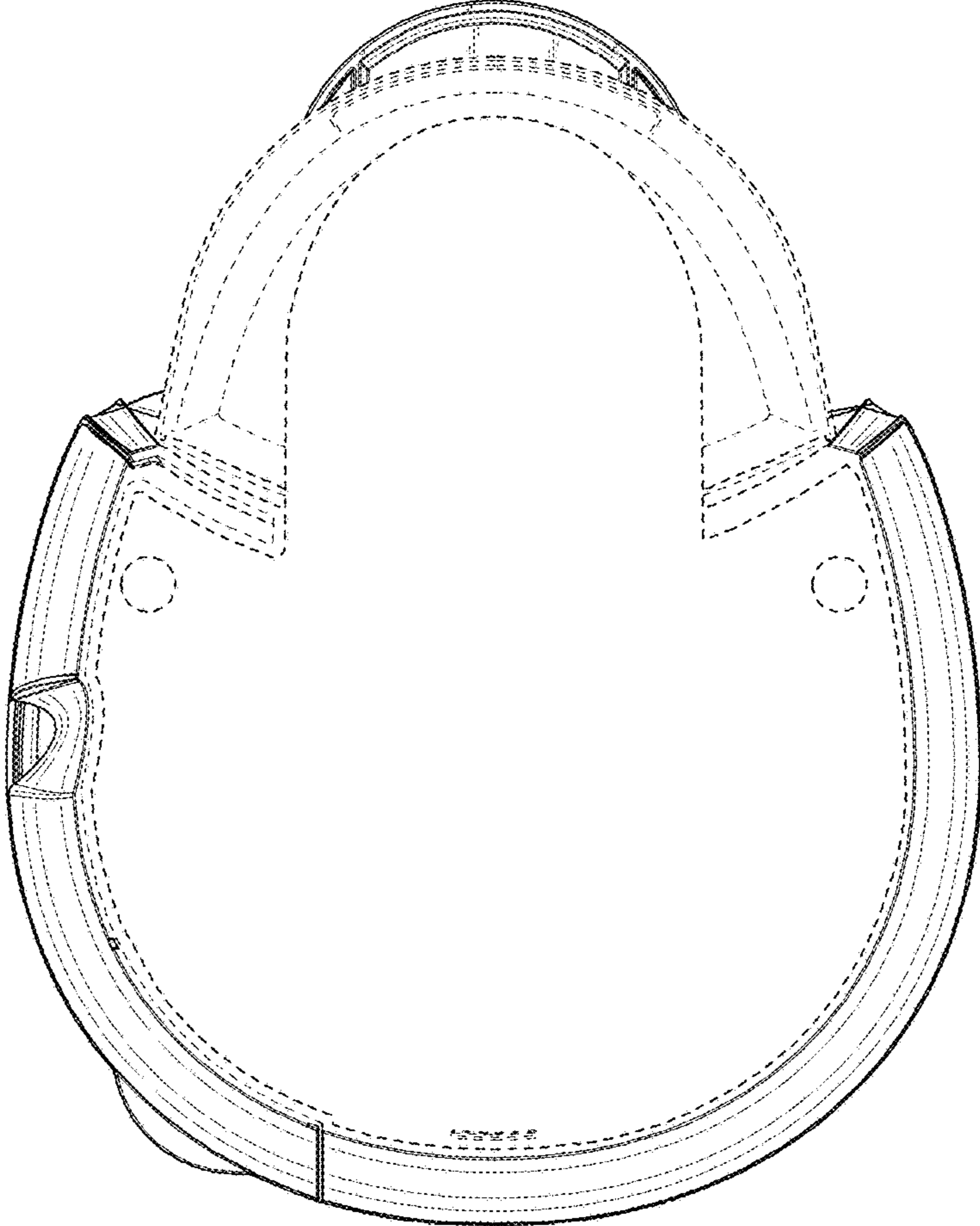


FIG. 8