



US00D853757S

(12) **United States Design Patent**
Haces Castro

(10) **Patent No.:** **US D853,757 S**
(45) **Date of Patent:** **** Jul. 16, 2019**

(54) **MATTRESS**

(71) Applicant: **SHOP LATINO NETWORK, S. DE R.L. DE C.V.**, Mexico City (MX)

(72) Inventor: **María José Haces Castro**, Mexico City (MX)

(73) Assignee: **SHOP LATINO NETWORK, S. DE R.L. DE C.V.**, Mexico City (MX)

(**) Term: **15 Years**

(21) Appl. No.: **29/647,784**

(22) Filed: **May 15, 2018**

(30) **Foreign Application Priority Data**

Nov. 17, 2017 (MX) MX/f/2017/003631

(51) **LOC (11) Cl.** **06-09**

(52) **U.S. Cl.**
USPC **D6/605**

(58) **Field of Classification Search**
USPC D6/595, 596, 604–606, 118, 902, 720;
5/413 AM, 420, 690, 691, 697–701, 706,
5/716–718, 722, 737, 740
CPC A47C 23/00; A47C 27/00; A47C 27/001;
A47C 27/05; A47C 27/053; A47C
27/056; A47C 27/06; A47C 27/14; A47C
27/142

See application file for complete search history.

(56) **References Cited**

U.S. PATENT DOCUMENTS

1,228,213 A * 5/1917 Hunt A47C 27/001
5/722
D139,146 S * 10/1944 Martin 5/690
4,788,730 A 12/1988 Bexton

D356,918 S * 4/1995 Marshburn D5/52
5,513,400 A 5/1996 Turner
D455,928 S * 4/2002 Fisher D6/604
9,386,862 B1 7/2016 Limer
2004/0074004 A1* 4/2004 Boso A47C 27/082
5/710
2015/0296995 A1 10/2015 Krim et al.
2017/0020299 A1 1/2017 Valenta et al.

FOREIGN PATENT DOCUMENTS

EP 0068766 A1 * 1/1983 A47C 21/044
EP 1795089 A1 * 6/2007 A47C 27/081
JP 2003261776 A 9/2003
MX 2016013702 A 1/2017

OTHER PUBLICATIONS

BedWorld. <https://www.bedworld.net/mattresses/pillow-top-mattresses/joseph-vip-3000-pillow-top-mattress>. "Joseph VIP Pocket Spring Series 3000 Pillow Top Mattress". Date unknown: Viewed Feb. 2018 (Year: 2018).*

* cited by examiner

Primary Examiner — R. Johnson
(74) *Attorney, Agent, or Firm* — The Webb Law Firm



(57) **CLAIM**

The ornamental design for a mattress, as shown and described.

DESCRIPTION

FIG. 1 is an top front perspective view of a mattress, showing my new design;
FIG. 2 is an top left rear perspective view thereof;
FIG. 3 is an top right perspective view thereof;
FIG. 4 is a top view thereof; and,
FIG. 5 is a bottom view thereof.

1 Claim, 5 Drawing Sheets






FIG. 1




FIG. 2




FIG. 3



FIG. 4




FIG. 5