



US00D853744S

(12) **United States Design Patent**  
**Sahaye**

(10) **Patent No.:** **US D853,744 S**  
(45) **Date of Patent:** **\*\* Jul. 16, 2019**

(54) **PLANT STAND**  
(71) Applicant: **Progressive Home Hardware Inc.,**  
Alpharetta, GA (US)  
(72) Inventor: **Nivay Sahaye,** Lawrenceville, GA (US)  
(73) Assignee: **Progressive Home Hardware Inc.,**  
Alpharetta, GA (US)  
(\*\*) Term: **15 Years**  
(21) Appl. No.: **29/631,186**

1,712,986 A \* 5/1929 Favata, Jr. .... A01G 9/02  
248/153  
2,000,632 A \* 5/1935 Zingre ..... A01G 9/12  
47/45  
2,203,632 A \* 6/1940 Munson ..... A47B 13/06  
248/146  
D357,596 S \* 4/1995 Kragt ..... D6/403  
D411,058 S \* 6/1999 Sellers ..... D6/403  
D411,722 S \* 6/1999 Grimes ..... D8/1  
D449,180 S \* 10/2001 Blake ..... D6/403  
D484,715 S \* 1/2004 Missry ..... D6/403  
D485,449 S \* 1/2004 Missry ..... D6/405  
D504,789 S \* 5/2005 Hayes ..... D6/403  
D564,251 S \* 3/2008 Doyle ..... D6/403  
D592,425 S \* 5/2009 Low ..... D6/403  
D787,459 S \* 5/2017 Lankford ..... D13/184

(22) Filed: **Dec. 28, 2017**  
(51) **LOC (11) Cl.** ..... **11-02**  
(52) **U.S. Cl.**  
USPC ..... **D6/403**  
(58) **Field of Classification Search**  
USPC ..... D3/304, 313; D6/405-408, 556-558,  
D6/675, 675.1, 691; D9/428, 549;  
D11/143-156, 164  
CPC . A01G 9/00; A01G 9/02; A01G 9/021; A01G  
9/022; A01G 9/029; A01G 9/0293; A01G  
9/042; A47G 7/00; A47G 7/02; A47G  
7/06; A47G 7/08  
See application file for complete search history.

\* cited by examiner

*Primary Examiner* — Elizabeth A. Albert  
(74) *Attorney, Agent, or Firm* — Walter A. Rodgers

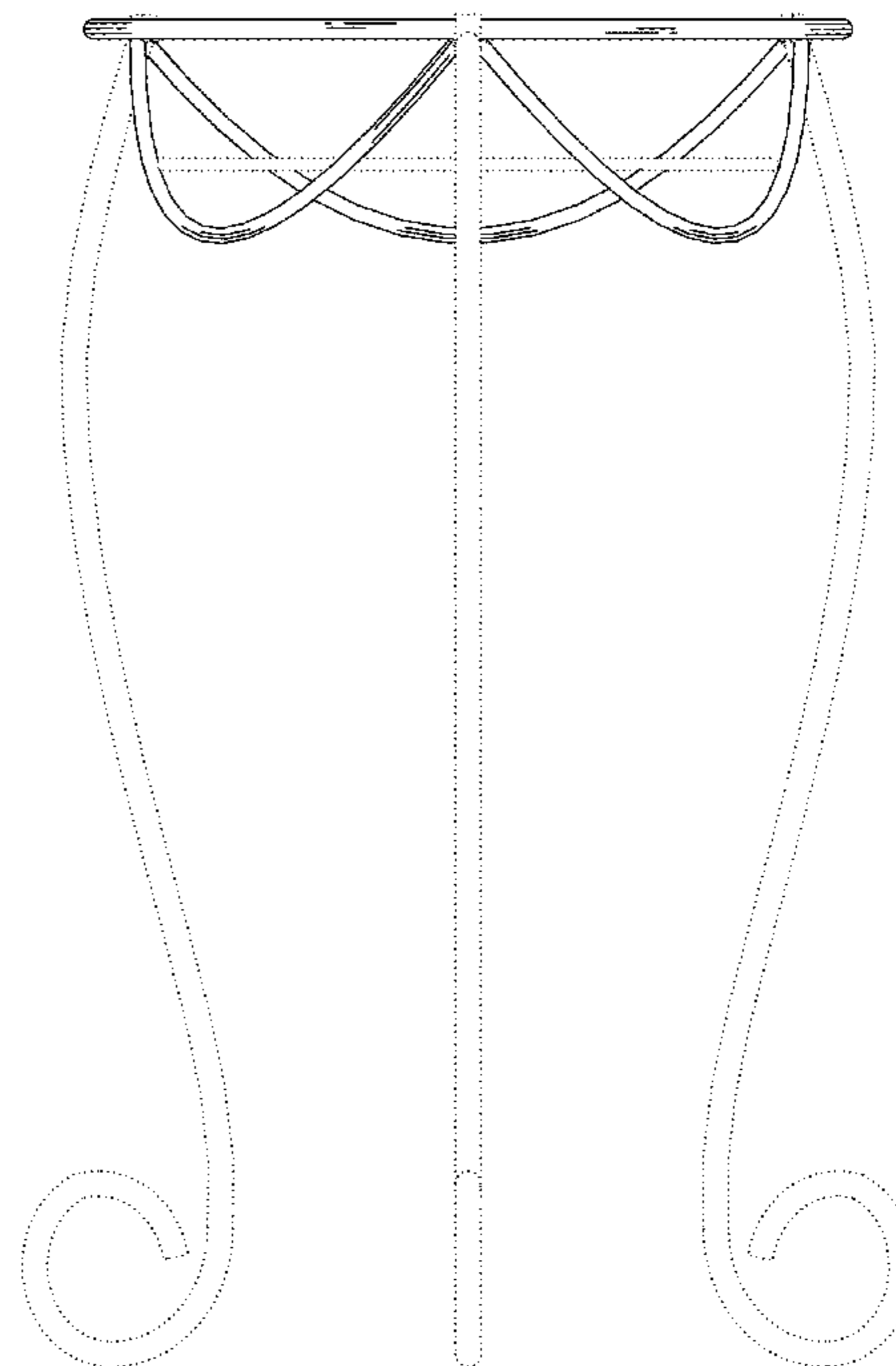
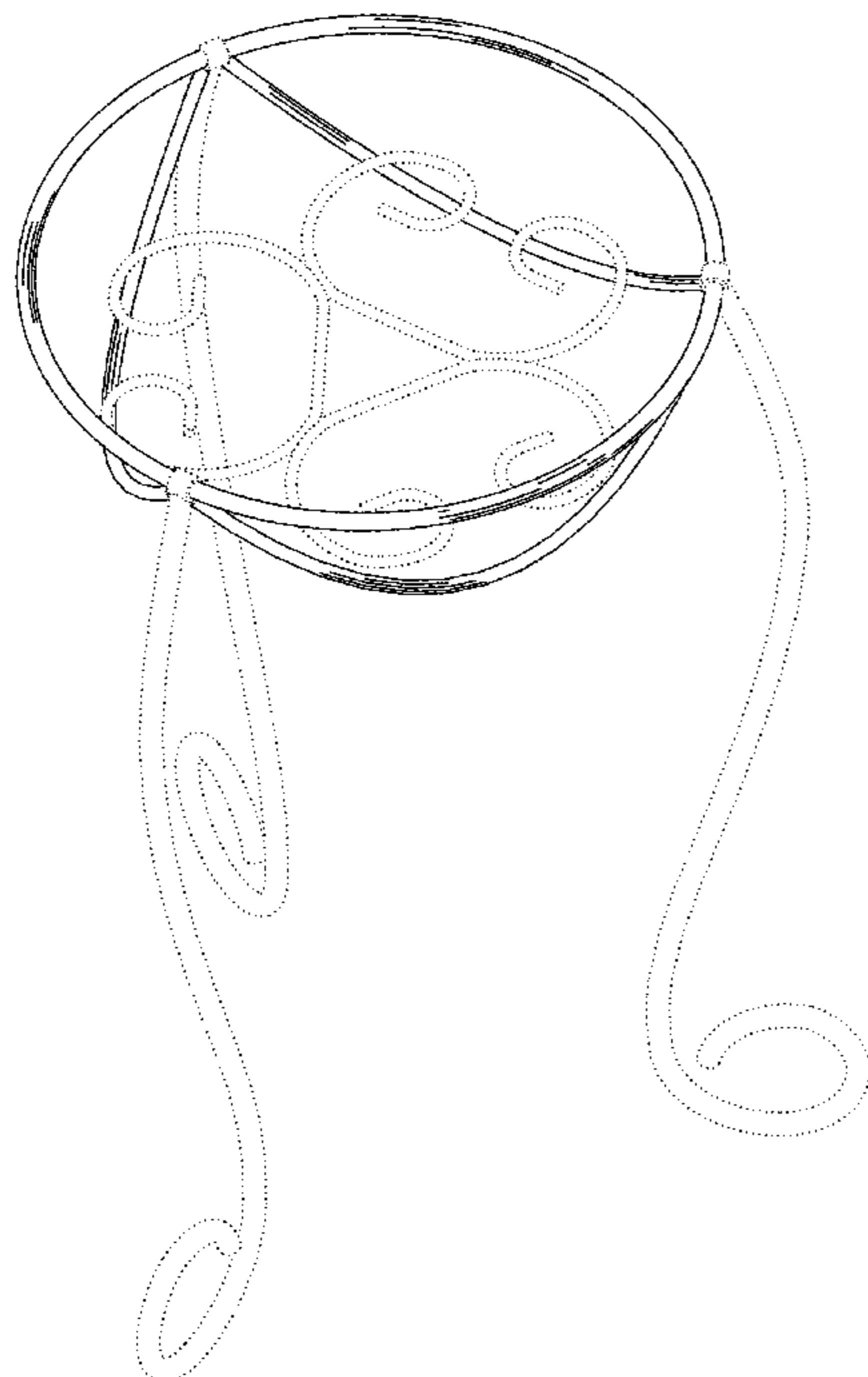
(56) **References Cited**  
U.S. PATENT DOCUMENTS  
516,632 A \* 3/1894 Leonard ..... A01G 9/12  
47/47  
1,550,708 A \* 8/1925 Rozendal ..... A01G 9/12  
248/175

(57) **CLAIM**  
The ornamental design for a plant stand, as shown and described.

**DESCRIPTION**

FIG. 1 is a perspective view of a plant stand showing my new design;  
FIG. 2 is a left elevation view thereof;  
FIG. 3 is a front elevation view thereof;  
FIG. 4 is a right-side elevation view thereof;  
FIG. 5 is a top plan view thereof; and,  
FIG. 6 is a bottom plan view thereof.  
The dotted lines illustrate portions of the plant stand that form no part of the claimed design.

**1 Claim, 6 Drawing Sheets**



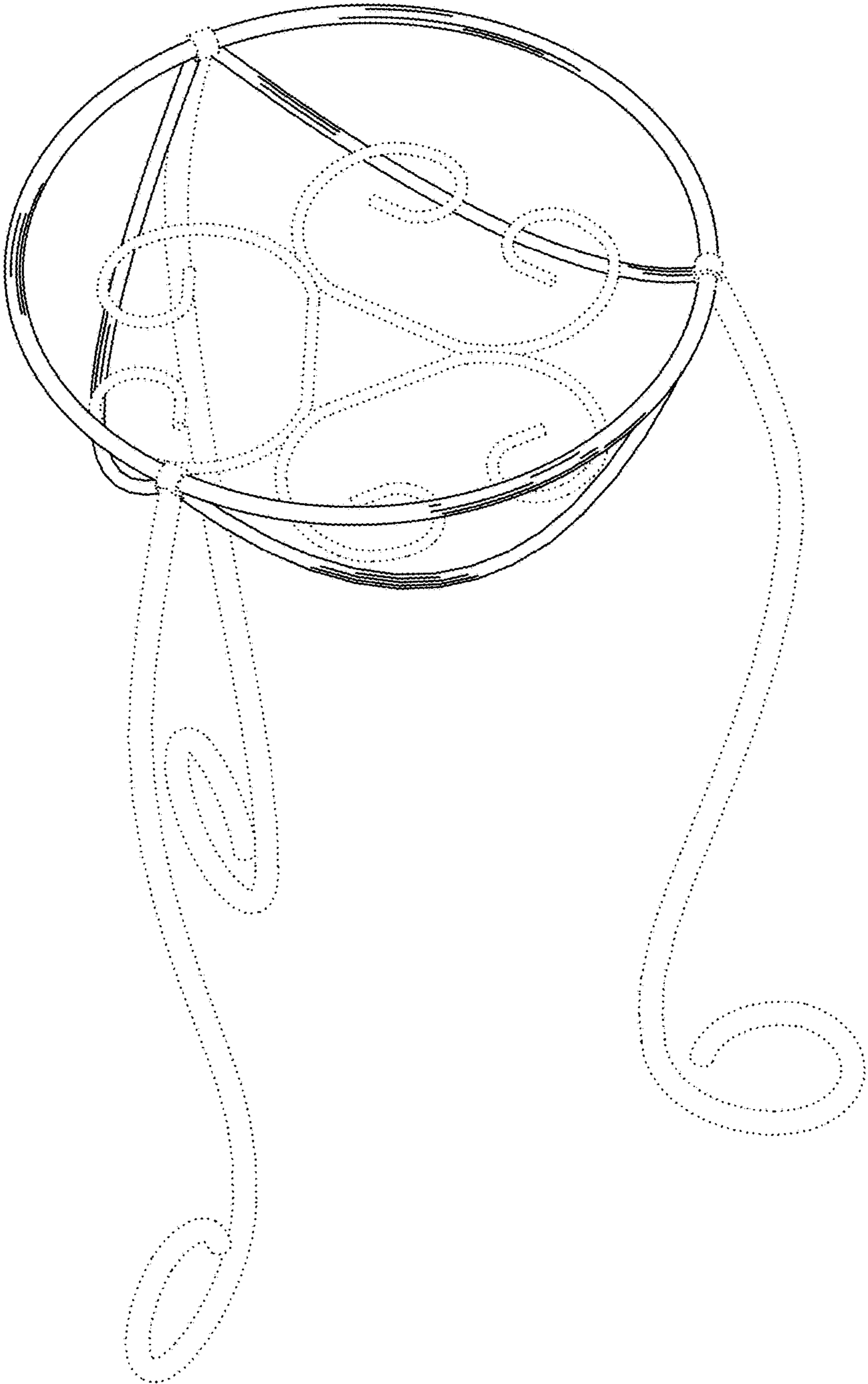


FIG. 1




FIG. 2

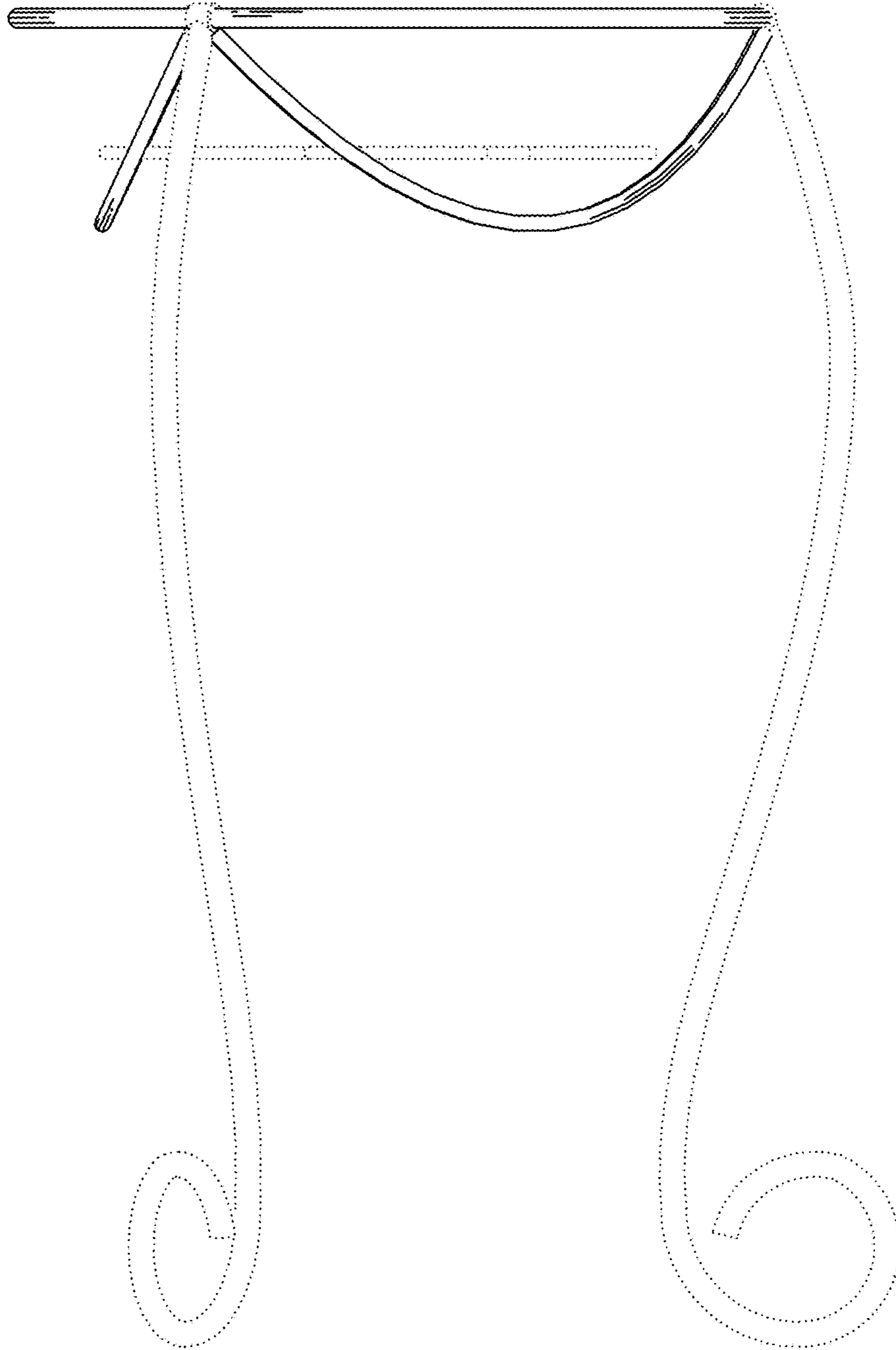


FIG. 3

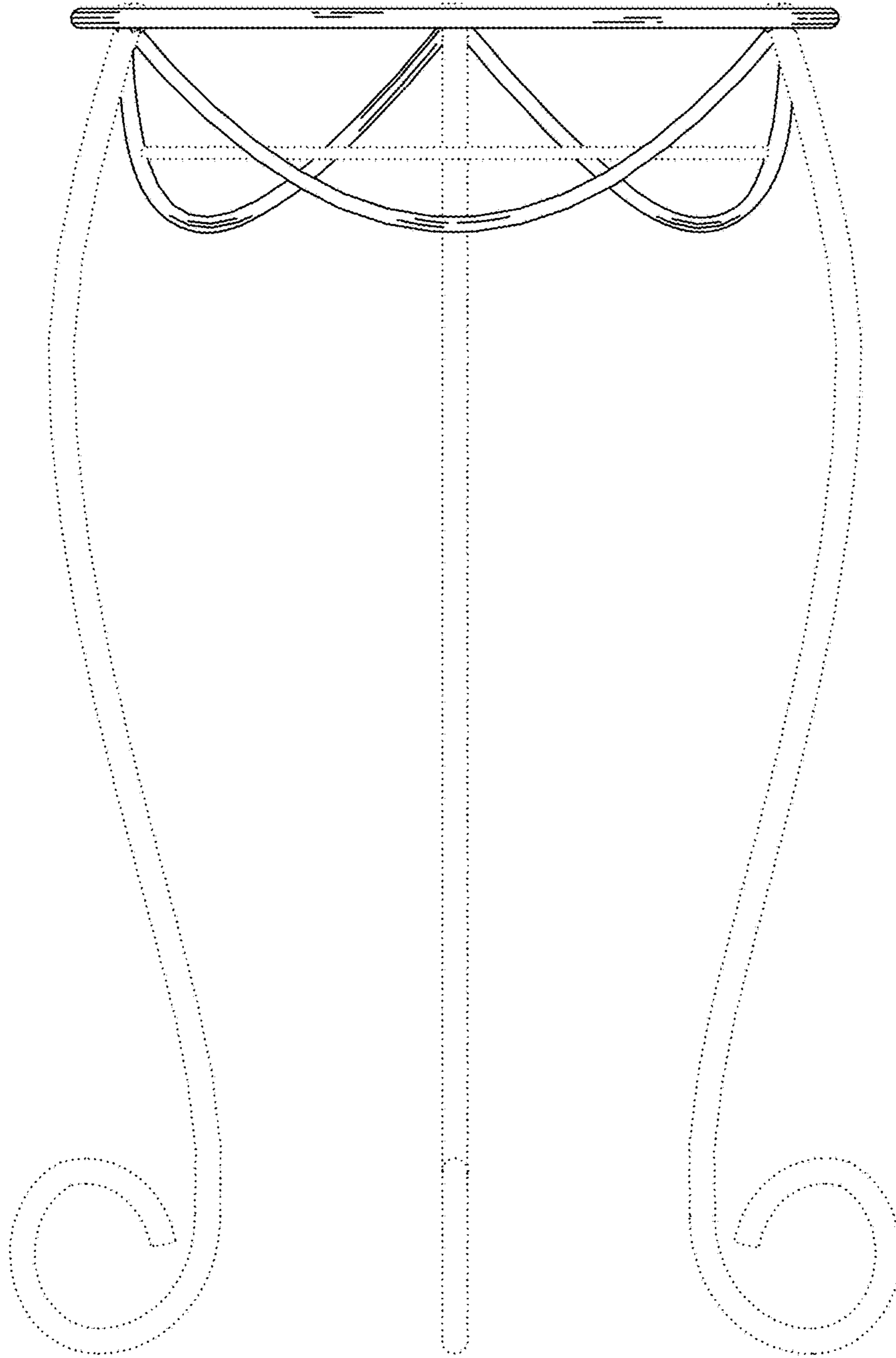


FIG. 4

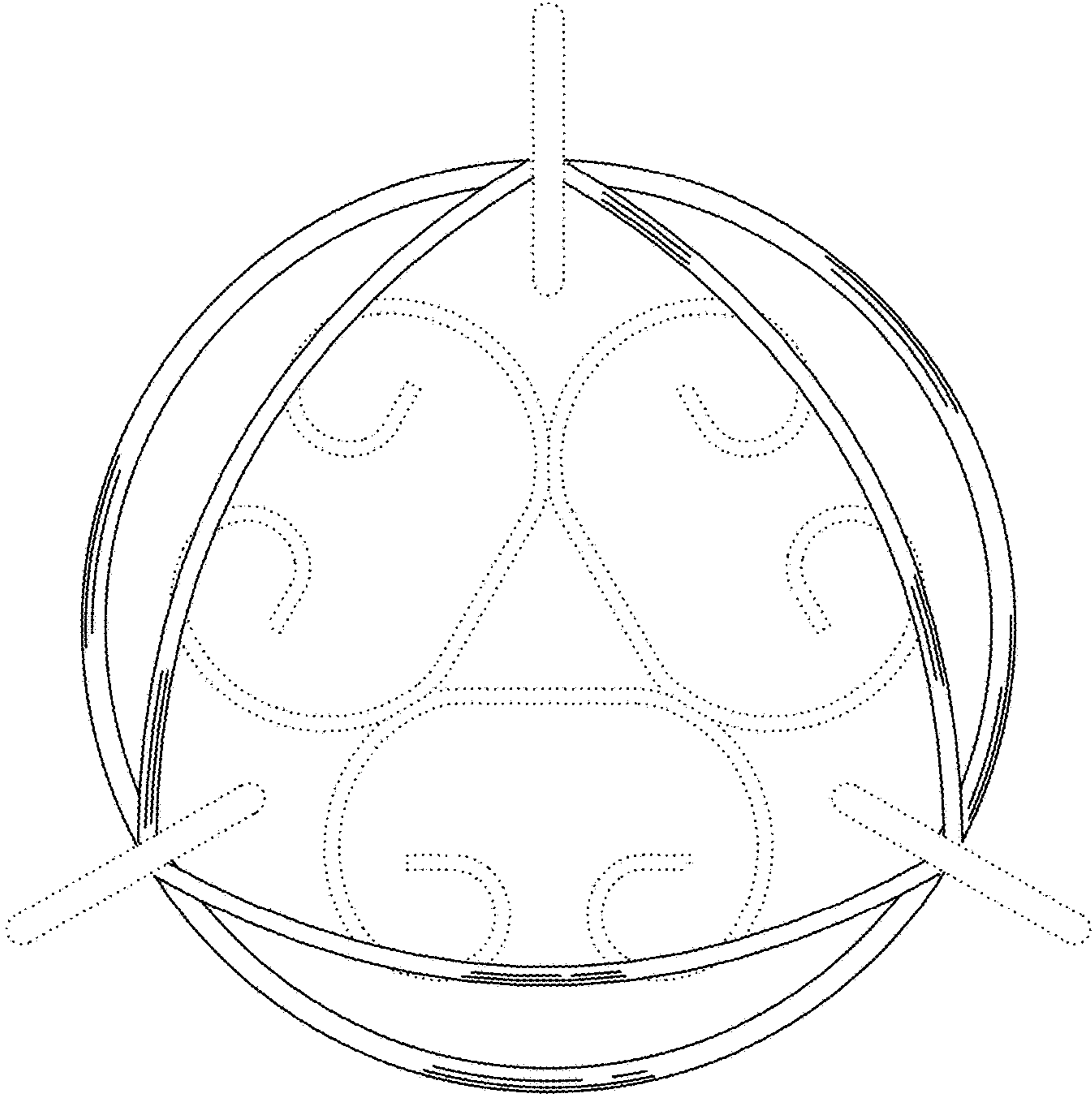


FIG. 5

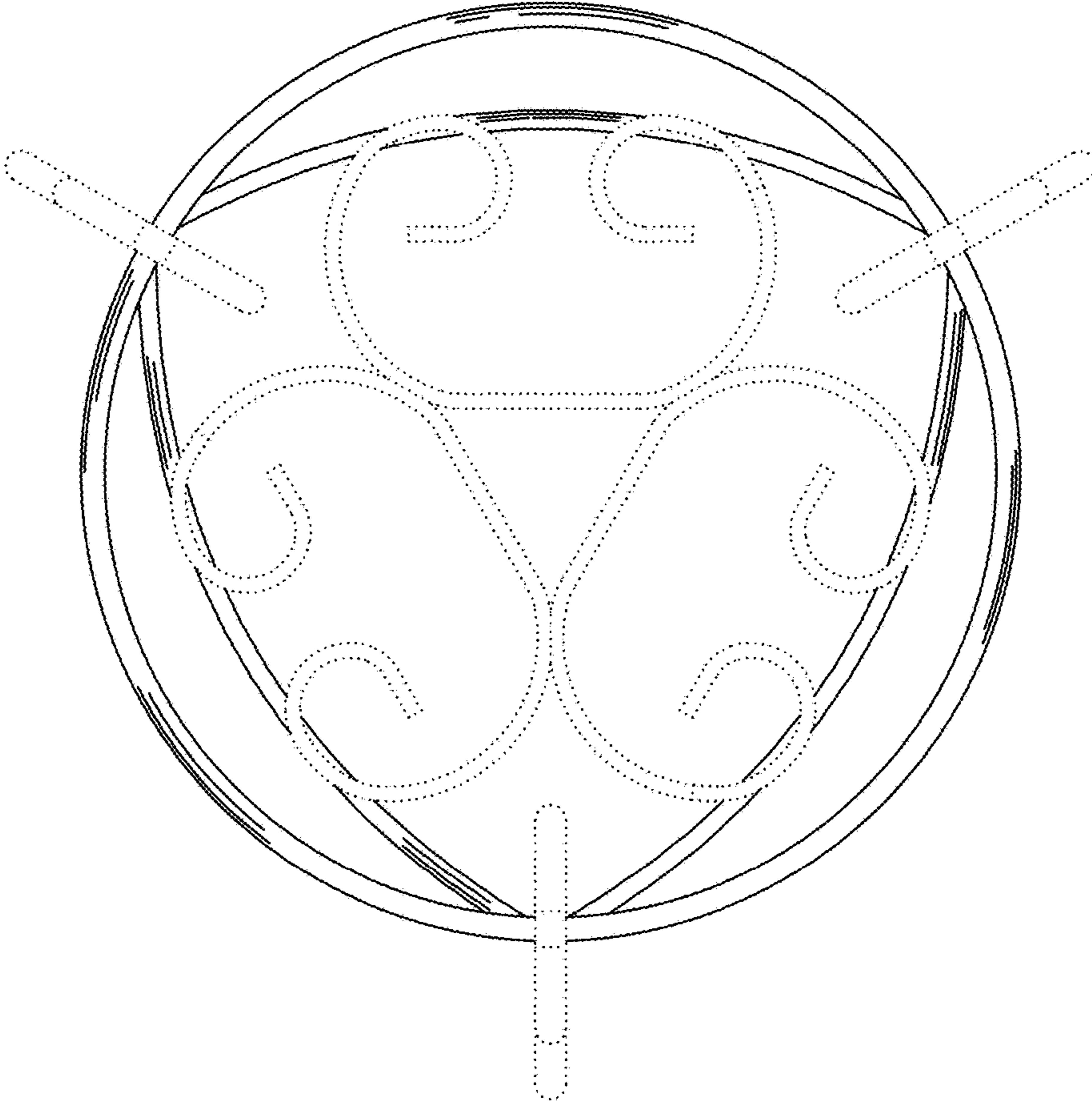


FIG. 6