



US00D853722S

(12) **United States Design Patent** (10) **Patent No.:** **US D853,722 S**  
**Wu** (45) **Date of Patent:** **\*\* Jul. 16, 2019**

(54) **SUITCASE**  
(71) Applicant: **TUMI, INC.**, Edison, NJ (US)  
(72) Inventor: **Peter C. Wu**, Sunnyside, NY (US)  
(73) Assignee: **TUMI, INC.**, Edison, NJ (US)  
(\*\*) Term: **15 Years**  
(21) Appl. No.: **29/594,620**  
(22) Filed: **Feb. 21, 2017**

D640,868 S \* 7/2011 Jongchul ..... D3/279  
D642,379 S \* 8/2011 Buller ..... D3/279  
D644,436 S \* 9/2011 Buller ..... D3/279  
D665,997 S \* 8/2012 Meersschaert ..... D3/279  
D667,636 S \* 9/2012 Maglieri ..... D3/321  
D668,049 S \* 10/2012 Buller ..... D3/318  
D683,539 S \* 6/2013 Jobert ..... D3/279  
RE45,437 E \* 3/2015 Morelli ..... F25D 11/00  
D728,933 S \* 5/2015 Sanz ..... D3/279  
(Continued)

**Related U.S. Application Data**

(63) Continuation of application No. 29/526,895, filed on May 13, 2015, now Pat. No. Des. 780,451.  
(51) **LOC (11) Cl.** ..... **03-01**  
(52) **U.S. Cl.**  
USPC ..... **D3/279**  
(58) **Field of Classification Search**  
USPC ..... D3/274, 273, 276, 283, 284, 285, 287,  
D3/288, 289, 290, 905, 203.1, 203.6, 205,  
D3/215, 243, 244, 299, 902, 278  
CPC ..... A45C 3/04; A45C 5/005; A45C 2005/10;  
A45C 2007/0004; A45C 7/0036; A45C  
2009/007; A45C 9/00; A45C 2011/003;  
A45C 11/20  
See application file for complete search history.

**OTHER PUBLICATIONS**

Amazon, "Tumi Arrive Alexandria Expandable Long Trip Packing Case, 225064D2", Accessed Oct. 26, 2017, First for sale on amazon Apr. 29, 2017. (<https://www.amazon.com/Tumi-Alexandria-Expandable-Packing-225064D2/dp/B071RQ53P5>).\*

*Primary Examiner* — Jennifer Rivard  
*Assistant Examiner* — April Rivas  
(74) *Attorney, Agent, or Firm* — Lando & Anastasi, LLP

(57) **CLAIM**

The ornamental design for a suitcase, as shown and described.

**DESCRIPTION**

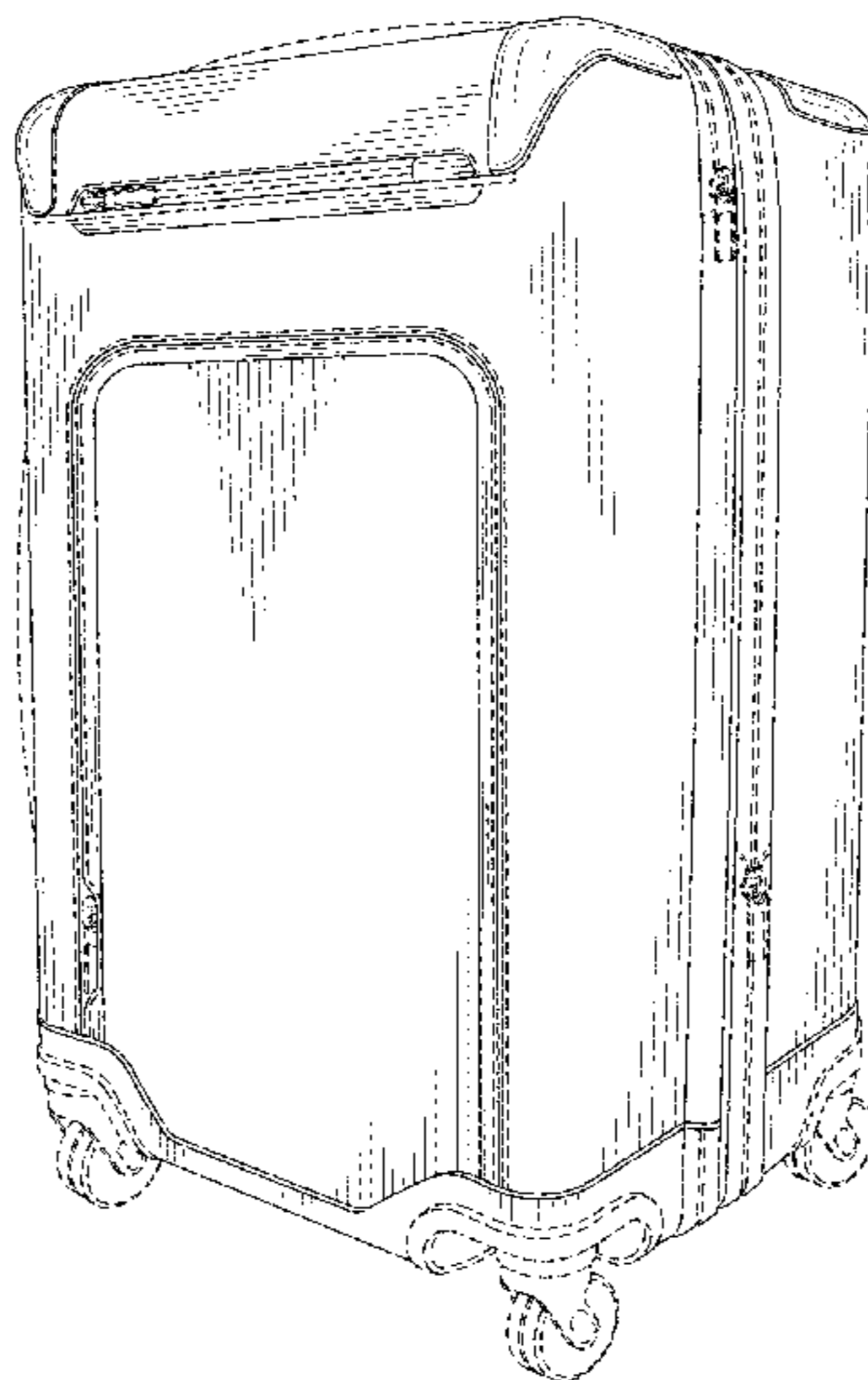
FIG. 1 is a perspective view of the suitcase;  
FIG. 2 is a front view of the suitcase;  
FIG. 3 is a rear view of the suitcase;  
FIG. 4 is a left side view of the suitcase;  
FIG. 5 is a right side view of the suitcase;  
FIG. 6 is a top view of the suitcase; and,  
FIG. 7 is a bottom view of the suitcase.  
The broken lines illustrate portions of the suitcase and form no part of the claimed design. The two broken lines immediately adjacent the largest enclosed zipper track on the front face represent stitching, and form no part of the claimed design.

(56) **References Cited**

**U.S. PATENT DOCUMENTS**

D364,504 S \* 11/1995 Bieber ..... D3/276  
D459,579 S \* 7/2002 Kegels ..... D3/279  
6,598,433 B1 7/2003 Malvasio  
D515,814 S \* 2/2006 Fenton ..... D3/321  
D575,513 S \* 8/2008 Siegel ..... D3/318  
7,464,569 B2 12/2008 Kolton et al.  
D601,342 S \* 10/2009 Choi ..... D3/279  
D605,857 S \* 12/2009 Chu ..... D3/318  
D622,060 S \* 8/2010 Scicluna ..... D3/279

**1 Claim, 7 Drawing Sheets**



(56)

**References Cited**

U.S. PATENT DOCUMENTS

D731,796 S \* 6/2015 Tong ..... D3/279  
D748,918 S \* 2/2016 Majeau ..... D3/216

\* cited by examiner

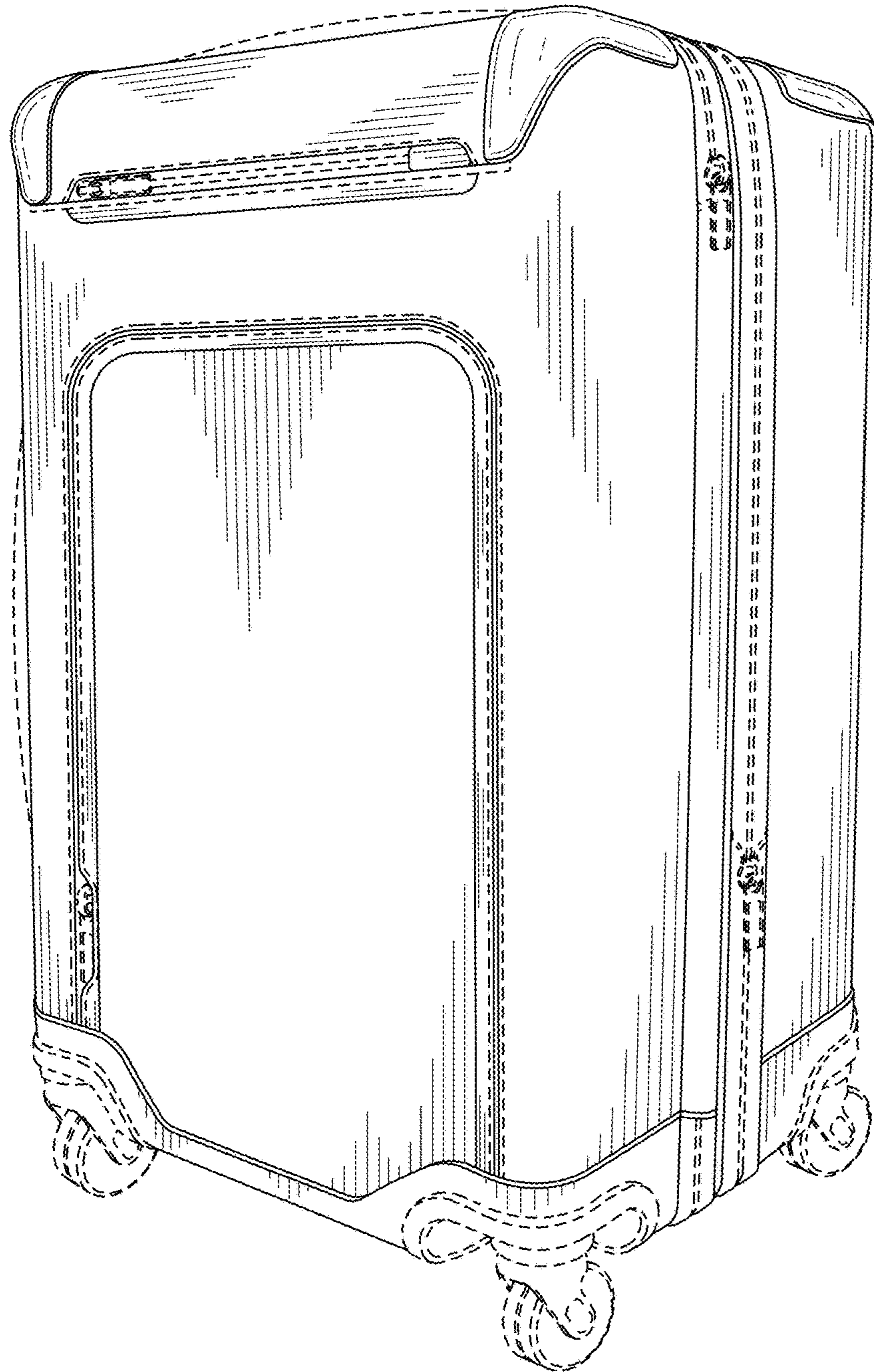


FIG. 1

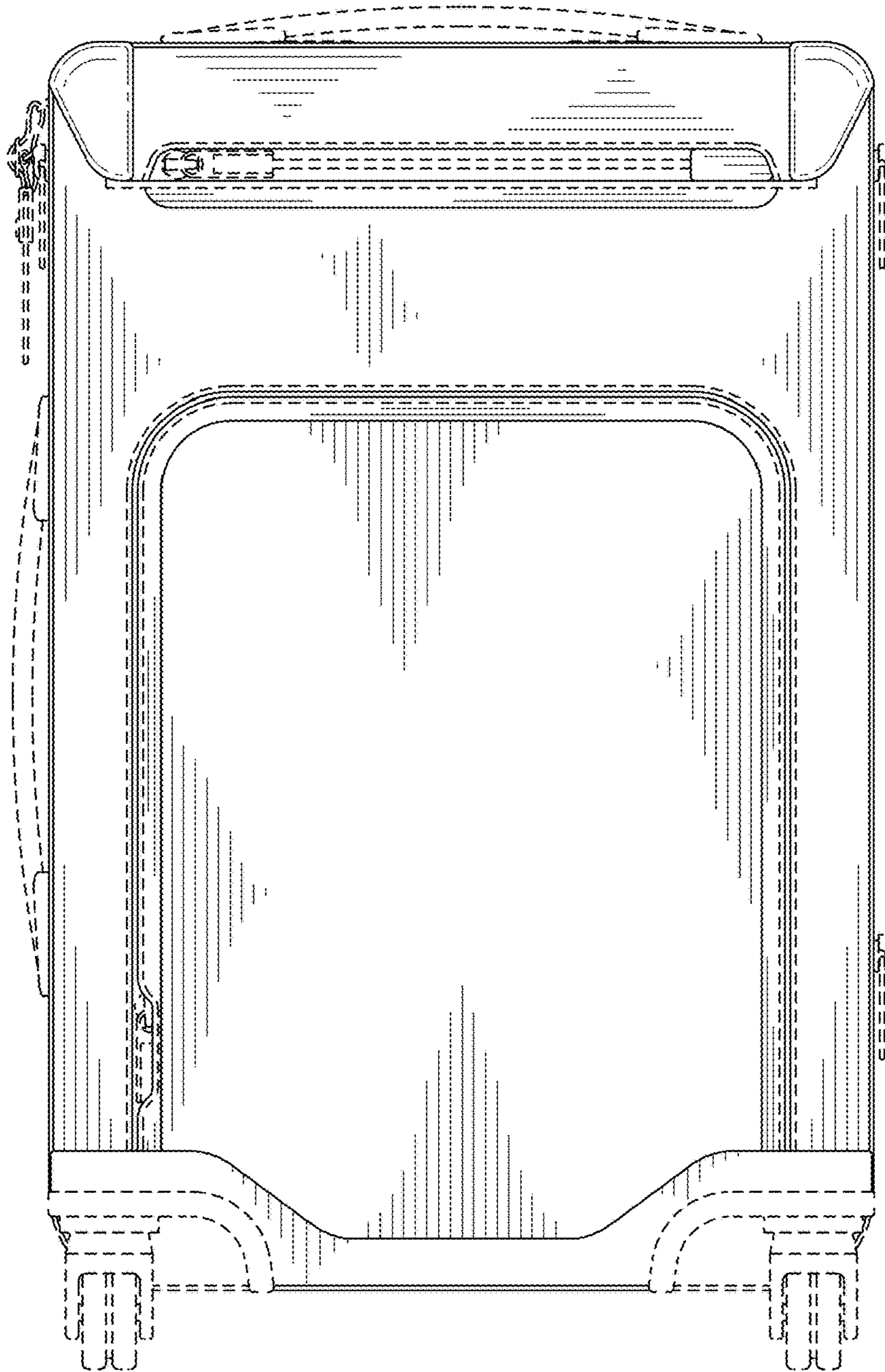


FIG. 2

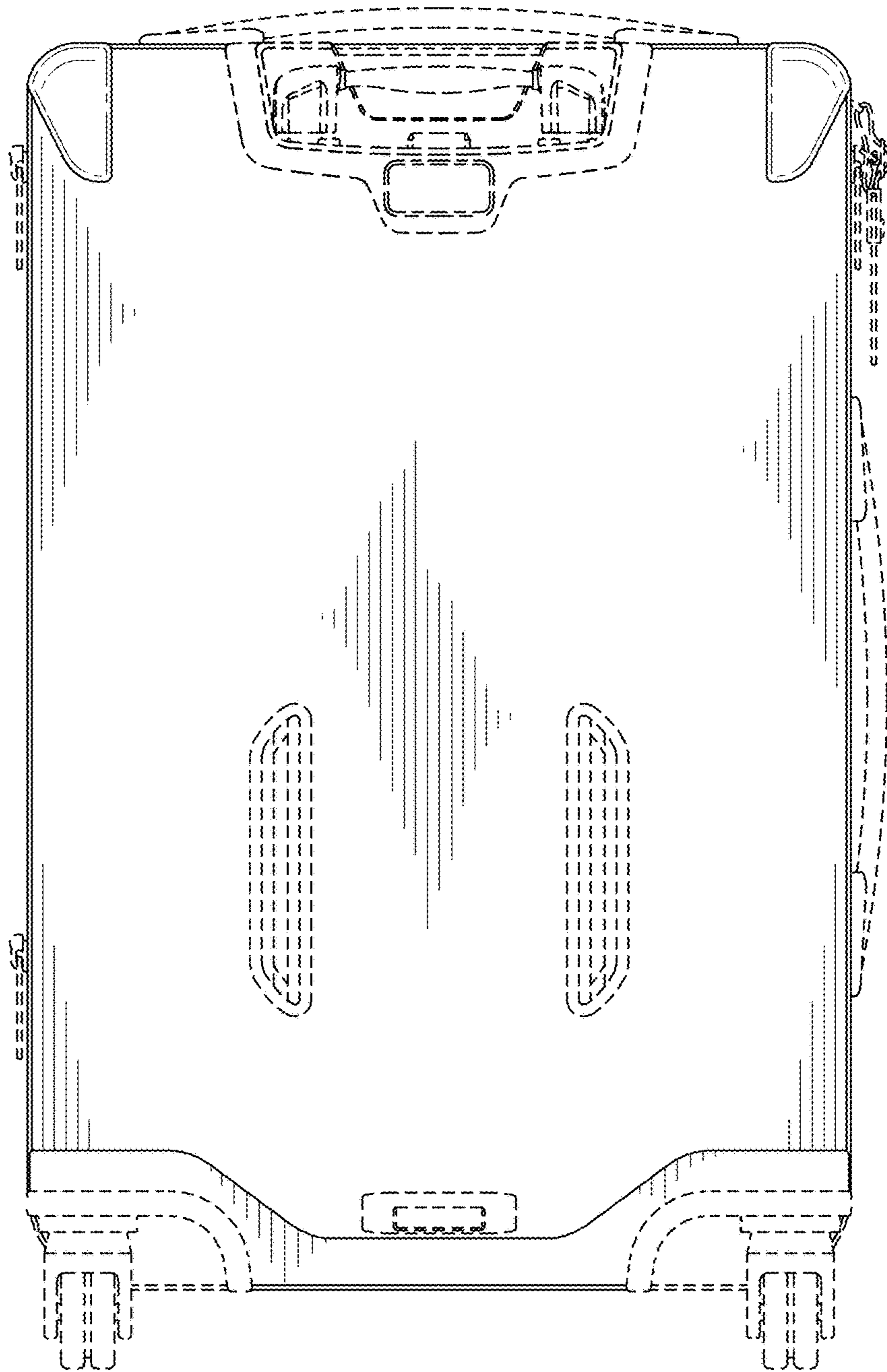


FIG. 3

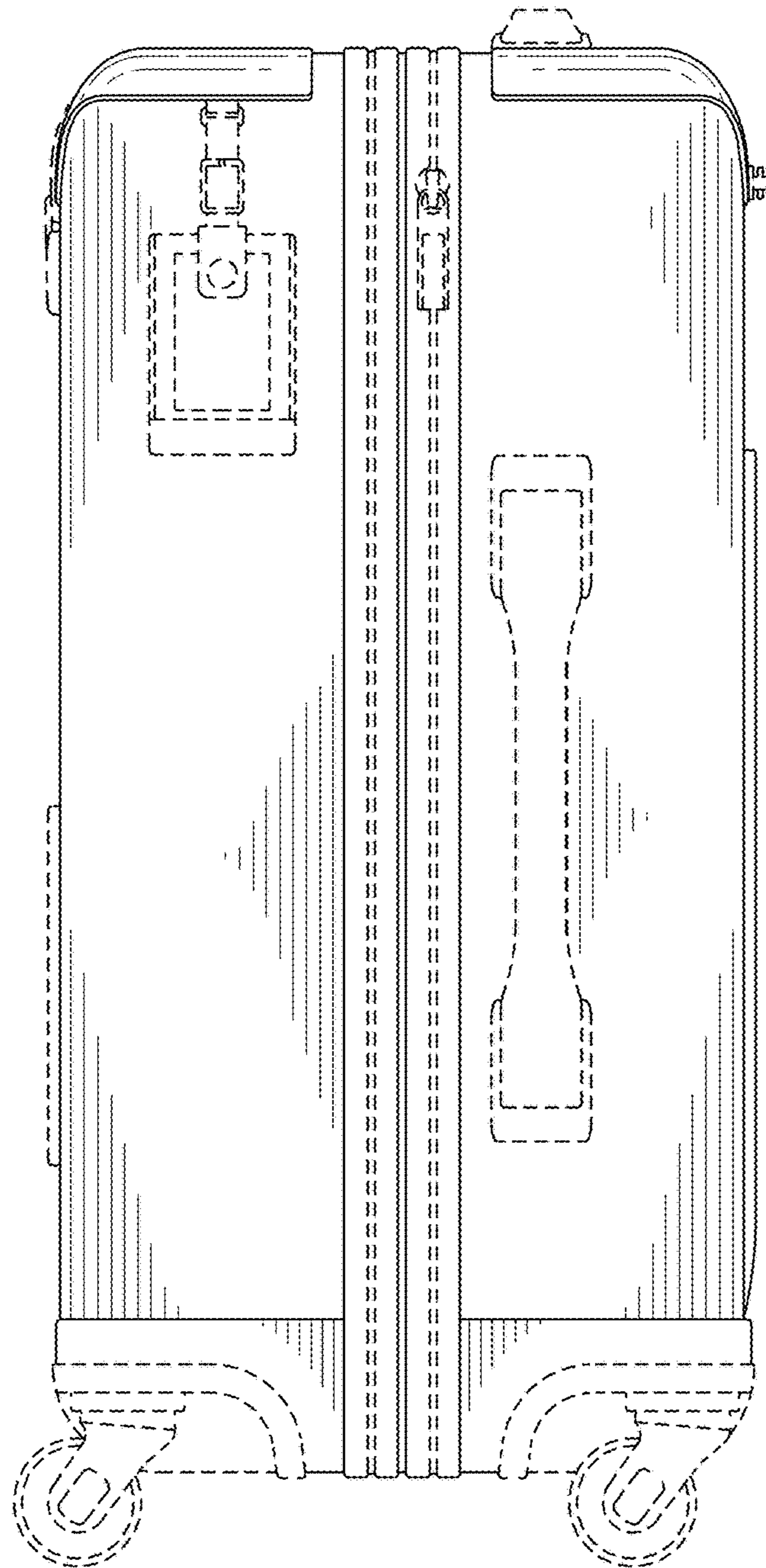


FIG. 4

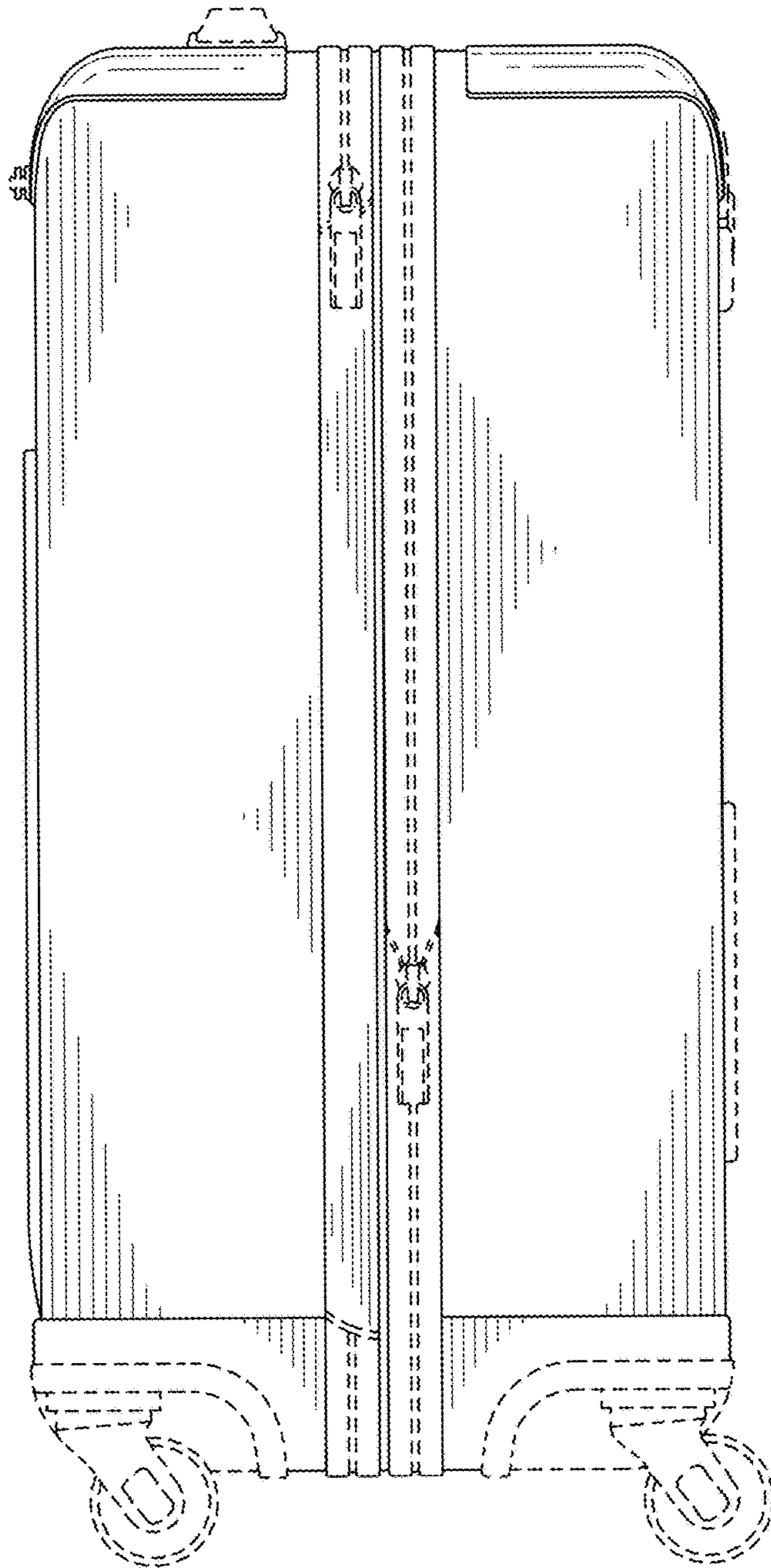


FIG. 5

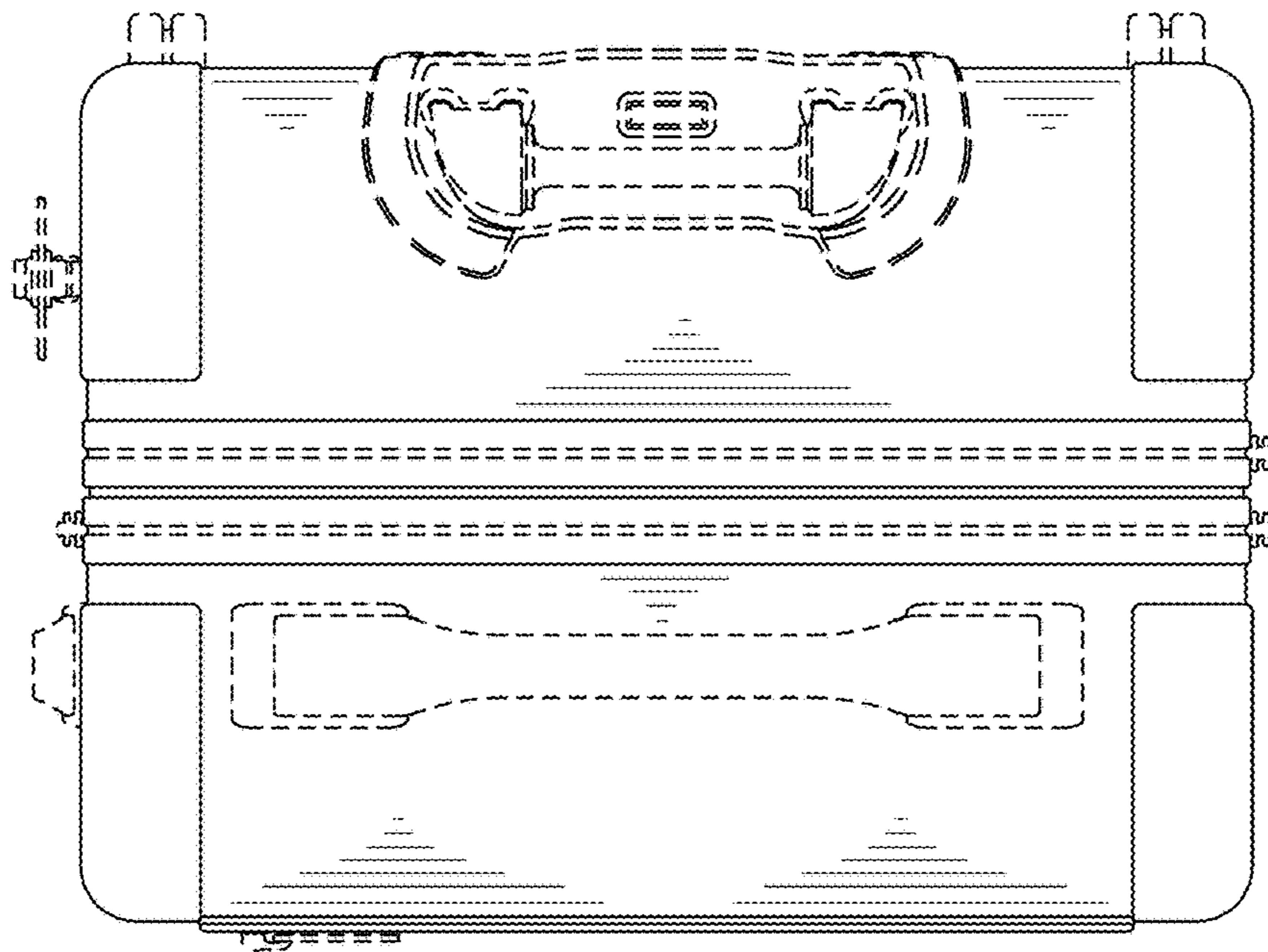


FIG. 6



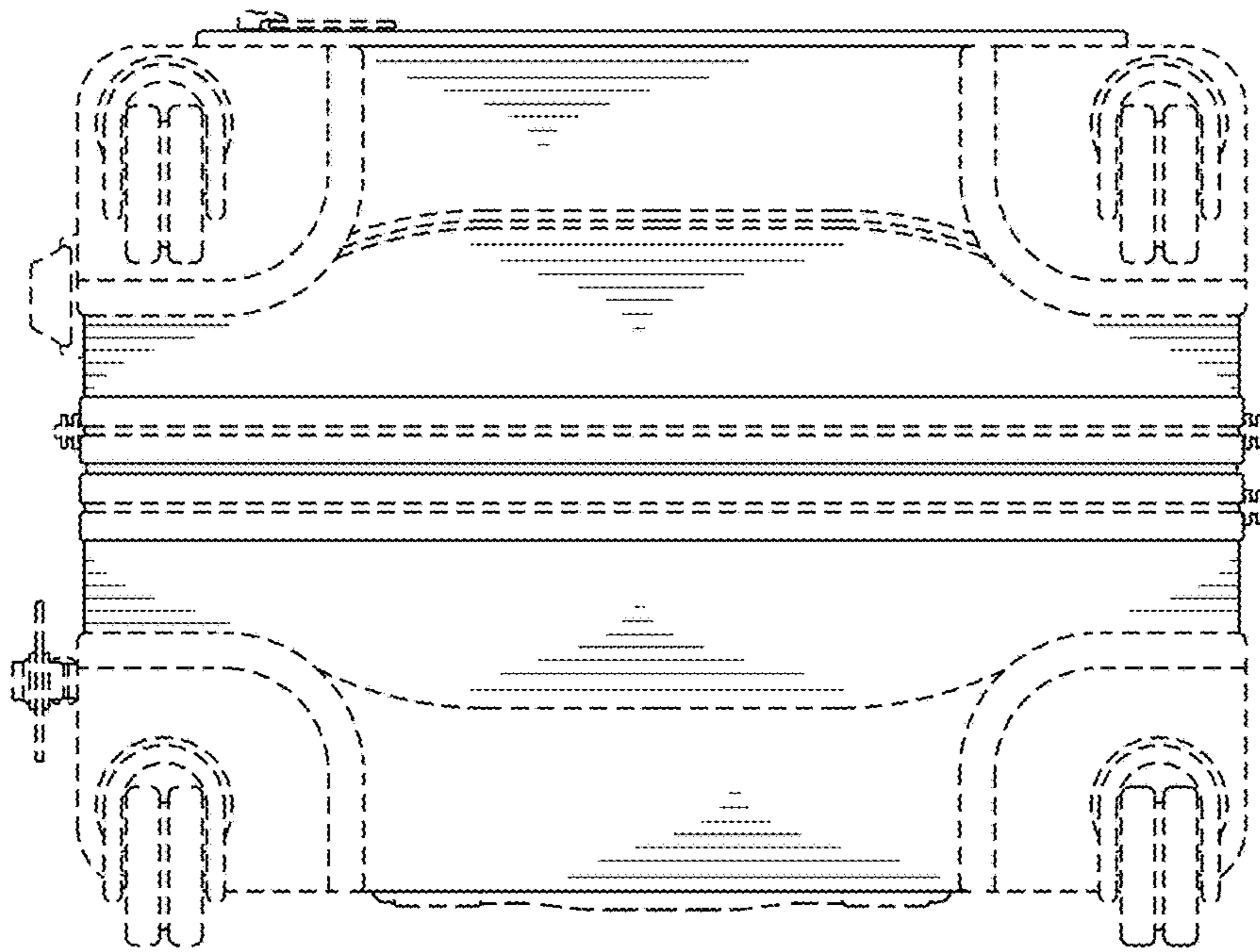


FIG. 7