



US00D853719S

(12) **United States Design Patent**
Becket et al.

(10) **Patent No.:** **US D853,719 S**
(45) **Date of Patent:** **** Jul. 16, 2019**

- (54) **TRAVEL CARD HOLDER**
- (71) Applicant: **Ideas at Work Limited**, London (GB)
- (72) Inventors: **Henry Becket**, London (GB); **Stefan Knox**, Heslemere (GB)
- (73) Assignee: **Ideas At Work Limited**, London (GB)
- (**) Term: **15 Years**
- (21) Appl. No.: **29/628,149**
- (22) Filed: **Dec. 1, 2017**

- D706,536 S * 6/2014 Nikosey D3/247
- D724,319 S * 3/2015 Ziegler D3/247
- D760,496 S * 7/2016 Schioll D3/247
- D776,426 S * 1/2017 Smith D3/247
- D782,189 S * 3/2017 Bauer D3/247
- D782,190 S * 3/2017 Bauer D3/247

* cited by examiner

Primary Examiner — Holly H Baynham
(74) *Attorney, Agent, or Firm* — Levy & Grandinetti

- (30) **Foreign Application Priority Data**
- Jun. 1, 2017 (EM) 4028777
- (51) **LOC (11) Cl.** **03-01**
- (52) **U.S. Cl.**
- USPC **D3/247**
- (58) **Field of Classification Search**
- USPC D3/247, 249–253
- CPC A45C 1/06; A45C 3/08
- See application file for complete search history.

(57) **CLAIM**


The ornamental design for a travel card holder, as shown and described.

DESCRIPTION

FIG. 1 is a perspective view of an open travel card holder; FIG. 2 is a perspective view of the closed travel card holder of FIG. 1; FIG. 3 is a front view of the open travel card holder of FIG. 1; FIG. 4 is a front view of the closed travel card holder of FIG. 1; FIG. 5 is a side view of the open travel card holder of FIG. 1; FIG. 6 is a side view of the closed travel card holder of FIG. 1; and, FIG. 7 is an top view of the travel card holder of FIG. 1.

- (56) **References Cited**
- U.S. PATENT DOCUMENTS
- D314,865 S * 2/1991 Tuisku D3/247
- D575,506 S * 8/2008 Huang D3/247

1 Claim, 7 Drawing Sheets



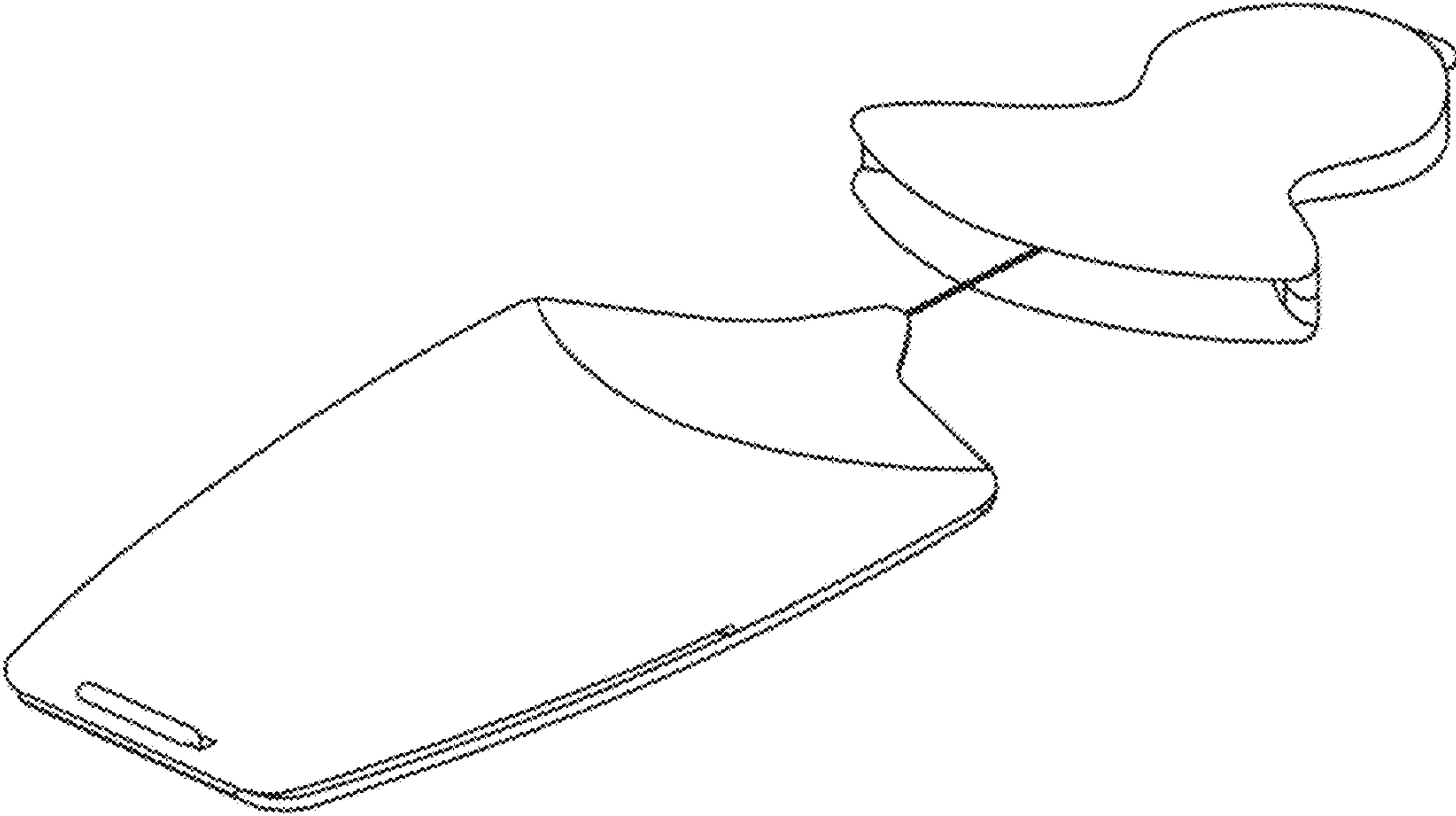


FIG. 1

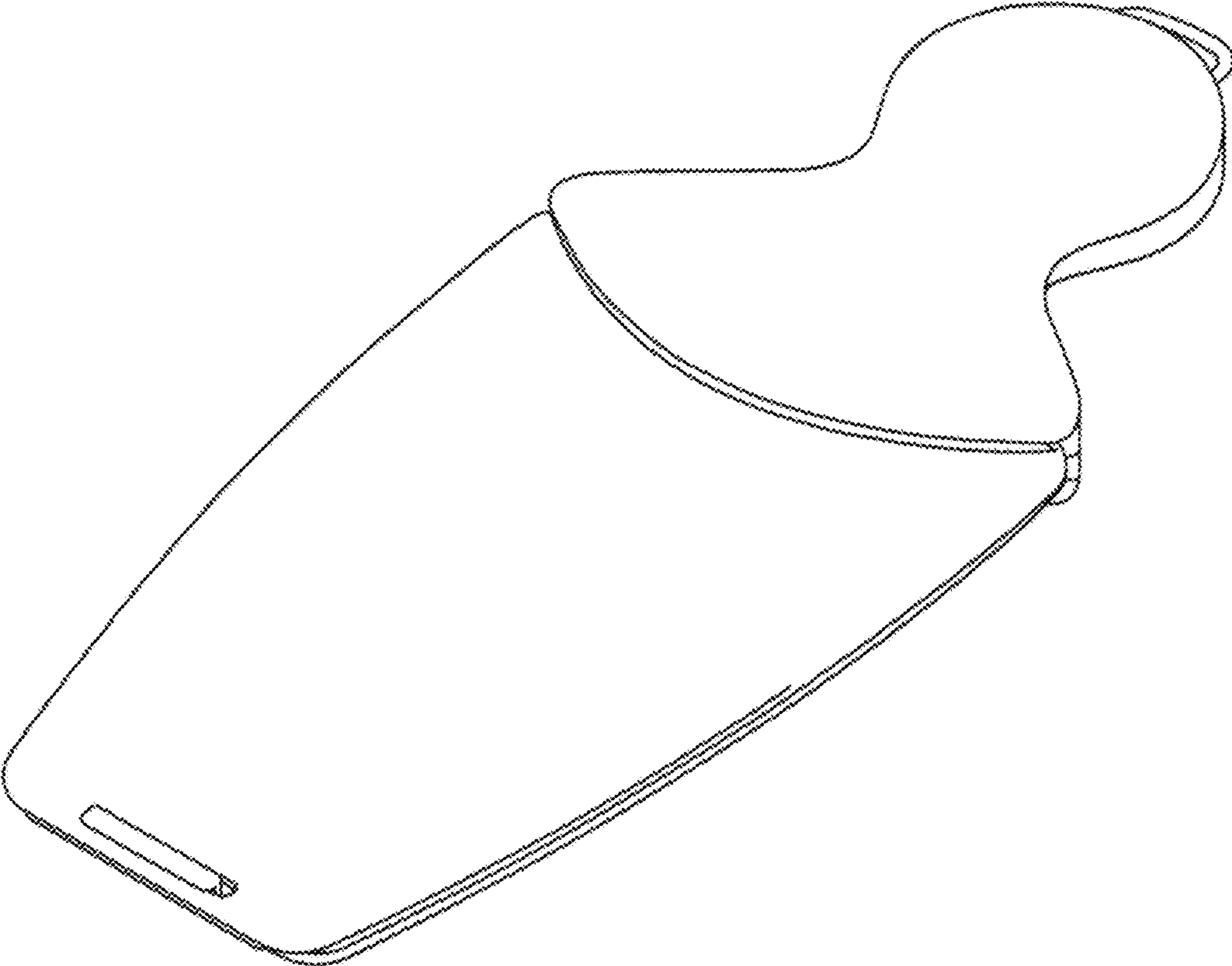


FIG. 2

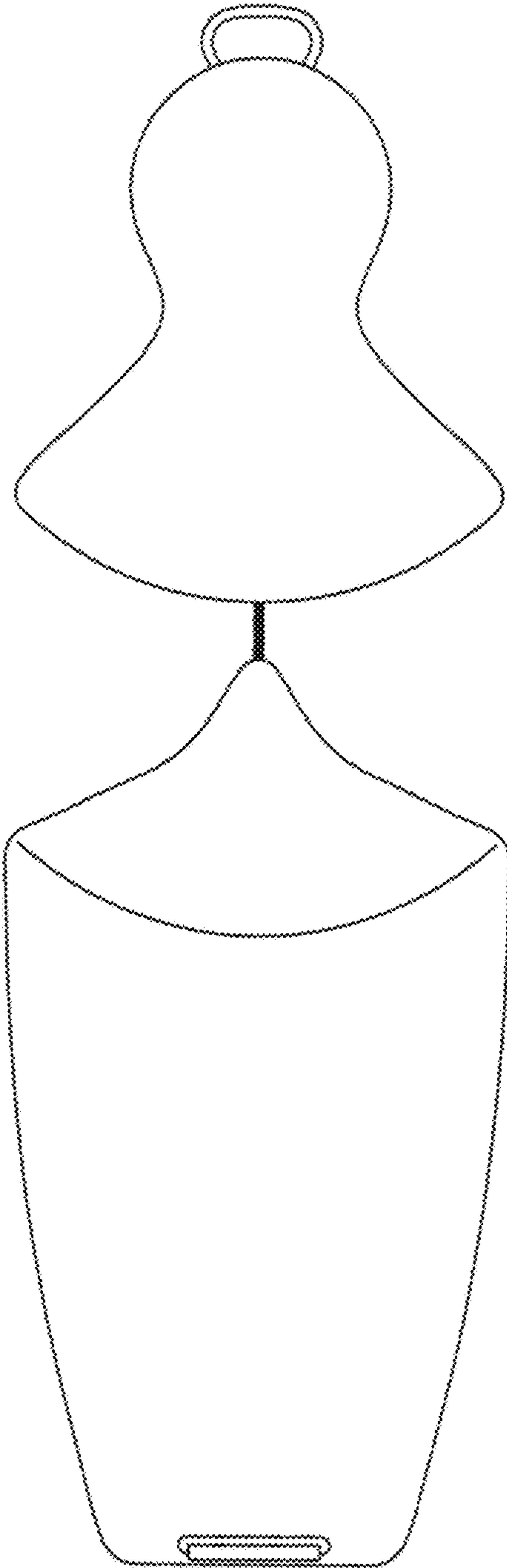


FIG. 3

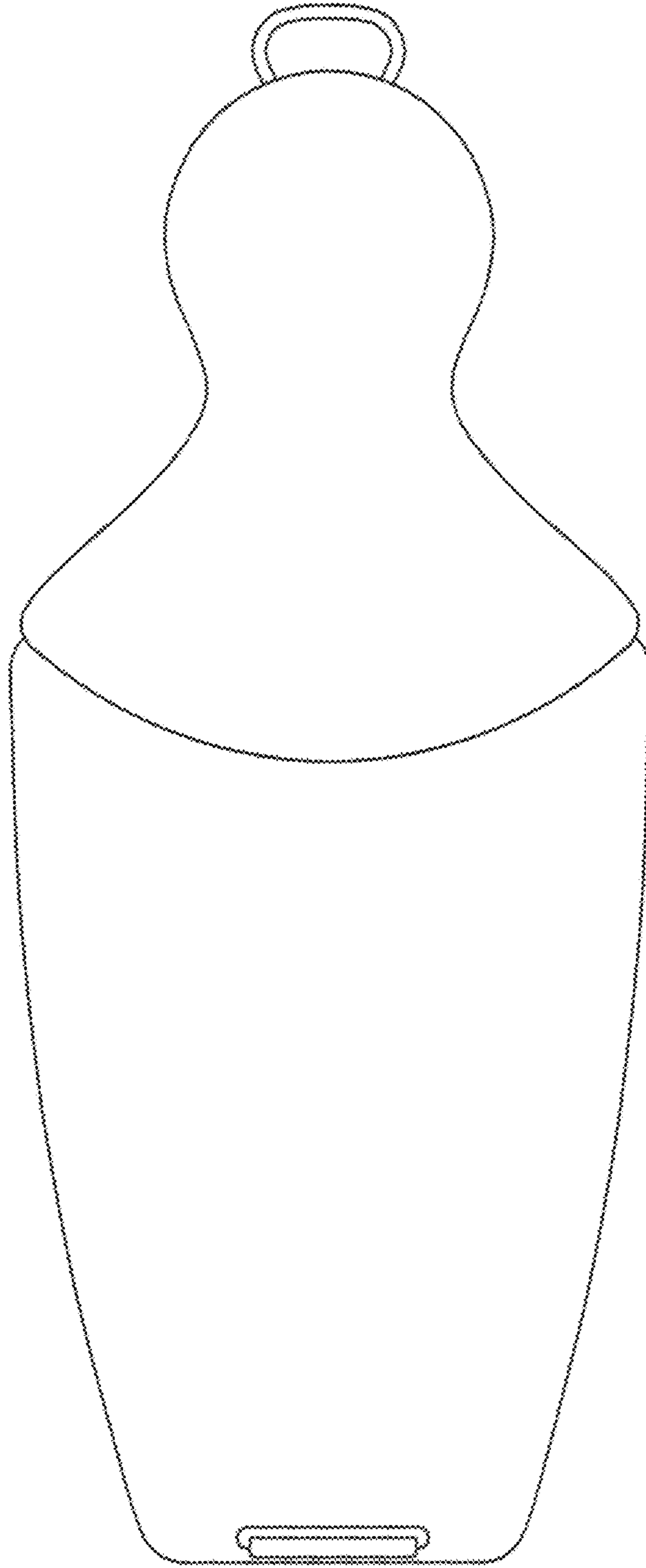


FIG. 4

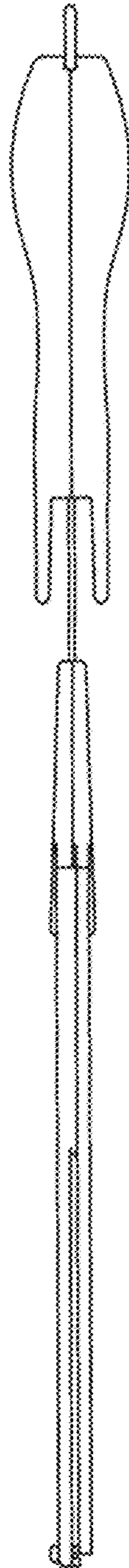


FIG. 5

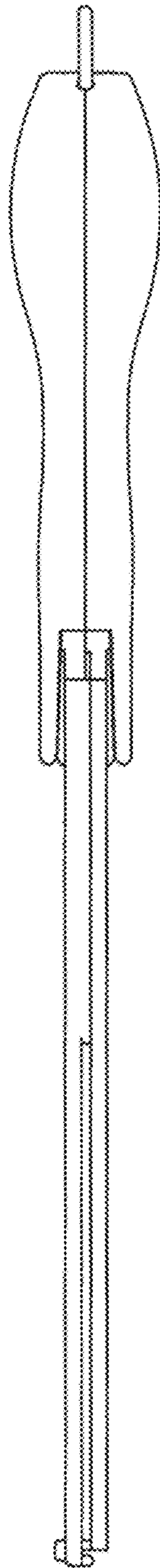


FIG. 6

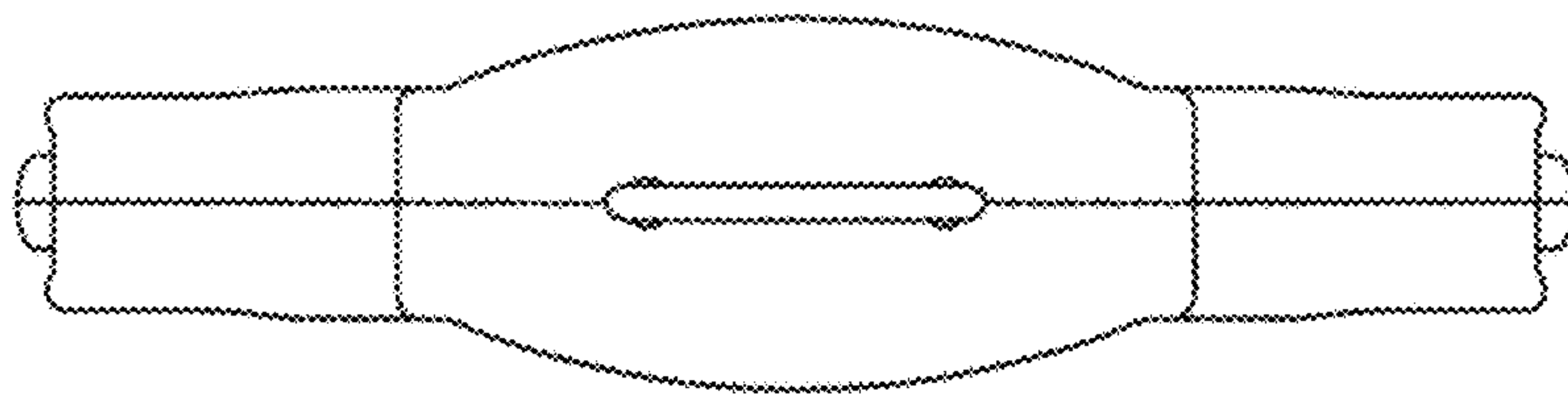


FIG. 7