



US00D853717S

(12) **United States Design Patent** (10) **Patent No.:** **US D853,717 S**  
**Shuai et al.** (45) **Date of Patent:** **\*\* Jul. 16, 2019**

(54) **LOCKING BAG**  
(71) Applicant: **IdeaStream Consumer Products, LLC**, Cleveland, OH (US)  
(72) Inventors: **Yanhong Shuai**, Shenzhen (CN); **Rong Zeng**, Shenzhen (CN); **Ashlee Hietanen**, Mentor, OH (US); **Benjamin Hietanen**, Mentor, OH (US)  
(73) Assignee: **IdeaStream Consumer Products, LLC**, Cleveland, OH (US)  
(\*\*) Term: **15 Years**  
(21) Appl. No.: **29/632,003**  
(22) Filed: **Jan. 4, 2018**  
(51) **LOC (11) Cl.** ..... **03-01**  
(52) **U.S. Cl.**  
USPC ..... **D3/232; D3/901; D3/903**  
(58) **Field of Classification Search**  
USPC ..... D3/203.1, 203.6, 226, 227, 232, 246, D3/247, 249, 251, 254, 273, 274, 276, D3/285, 289, 301, 901, 903  
CPC ..... A45C 3/00; A45C 2003/007; A45C 3/02; A45C 11/008; A45C 2200/10; A45C 5/005; A45D 2200/00  
See application file for complete search history.

D697,306 S \* 1/2014 Romero ..... D3/232  
D724,836 S \* 3/2015 Thai ..... D3/232  
D735,993 S \* 8/2015 Koepke ..... D3/284  
D753,914 S \* 4/2016 Van Migem ..... D3/232  
D764,165 S \* 8/2016 Lagerfeld ..... D3/246  
D803,563 S \* 11/2017 Leblanc ..... D3/289  
D821,094 S \* 6/2018 Dragicevic ..... D3/246

**OTHER PUBLICATIONS**

Vienna Wedekind, "A.P.C. Half Moon Bag", Posted Aug. 16, 2015. (<https://viennawedekind.com/2015/08/16/a-p-c-half-moon-bag/>) (Year: 2015).\*  
Amazon, "Vaultz Locking Makeup Case, The Weekender, Black and White Stripe (VZ03758)", First on sale Apr. 22, 2017. (<https://www.amazon.com/dp/B072535X84/>) (Year: 2017).\*

\* cited by examiner

*Primary Examiner* — Jennifer Rivard  
*Assistant Examiner* — April Rivas  
(74) *Attorney, Agent, or Firm* — Fay Sharpe LLP

(57) **CLAIM**

The ornamental design for a locking bag, as shown and described.

**DESCRIPTION**

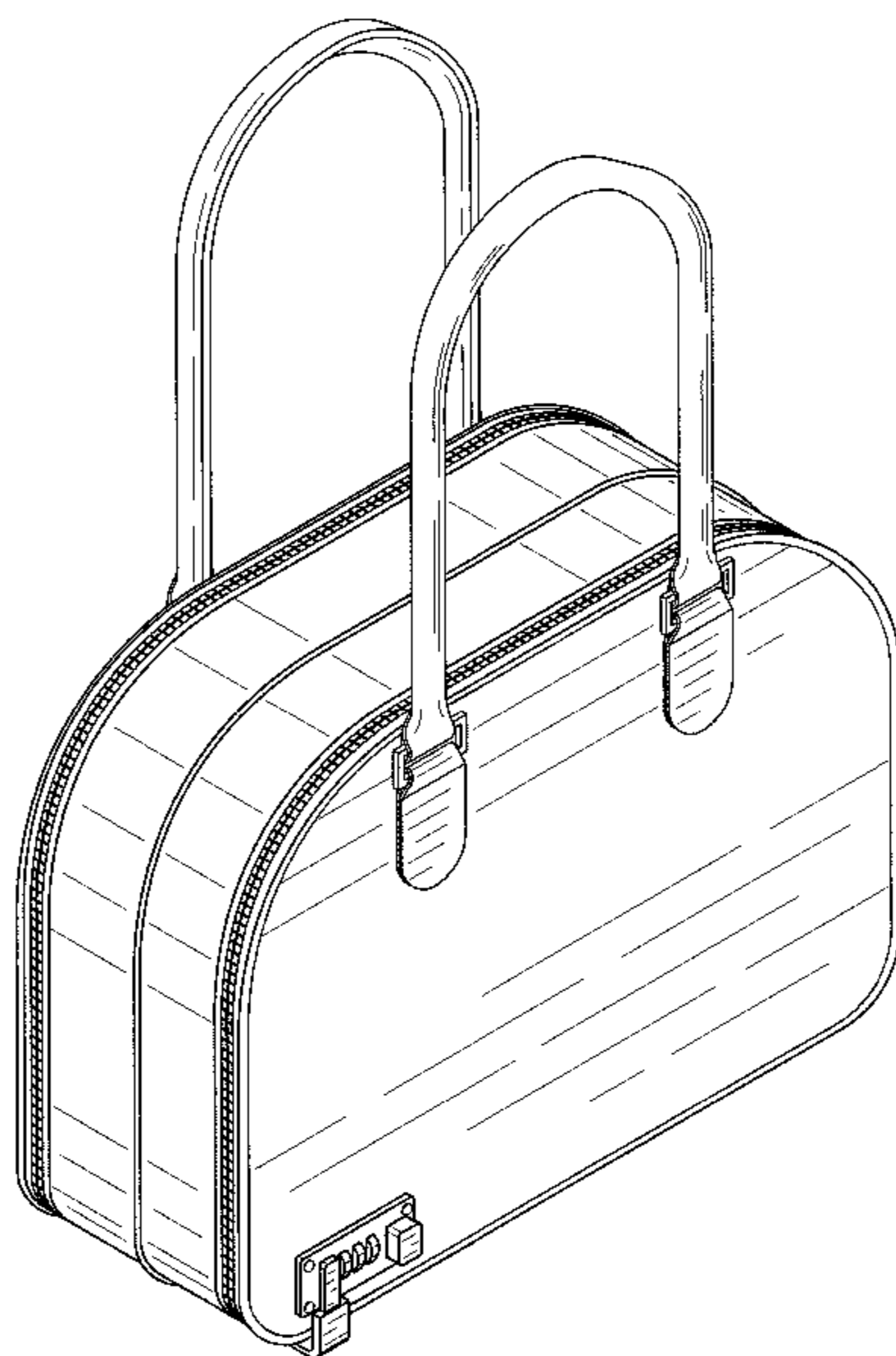
FIG. 1 is a front perspective view of a locking bag of the present application;  
FIG. 2 is a front elevational view of the bag of FIG. 1;  
FIG. 3 is a top plan view of the bag of FIG. 1;  
FIG. 4 is a back elevational view of the bag of FIG. 1;  
FIG. 5 is a bottom plan view of the bag of FIG. 1;  
FIG. 6 is a left side elevational view of the bag of FIG. 1; and,  
FIG. 7 is a right side elevational view of the bag of FIG. 1. The dashed lines illustrate portions of the locking bag and form no part of the claimed design.

**1 Claim, 5 Drawing Sheets**

(56) **References Cited**

**U.S. PATENT DOCUMENTS**

D265,948 S \* 8/1982 Stark ..... D3/289  
D416,135 S \* 11/1999 Chen ..... D3/276  
D480,210 S \* 10/2003 Wolf ..... D3/294  
D527,521 S \* 9/2006 Sijmons ..... D3/276  
D621,152 S \* 8/2010 Lebow ..... D3/203.1  
D632,480 S \* 2/2011 LaCorte ..... D3/232



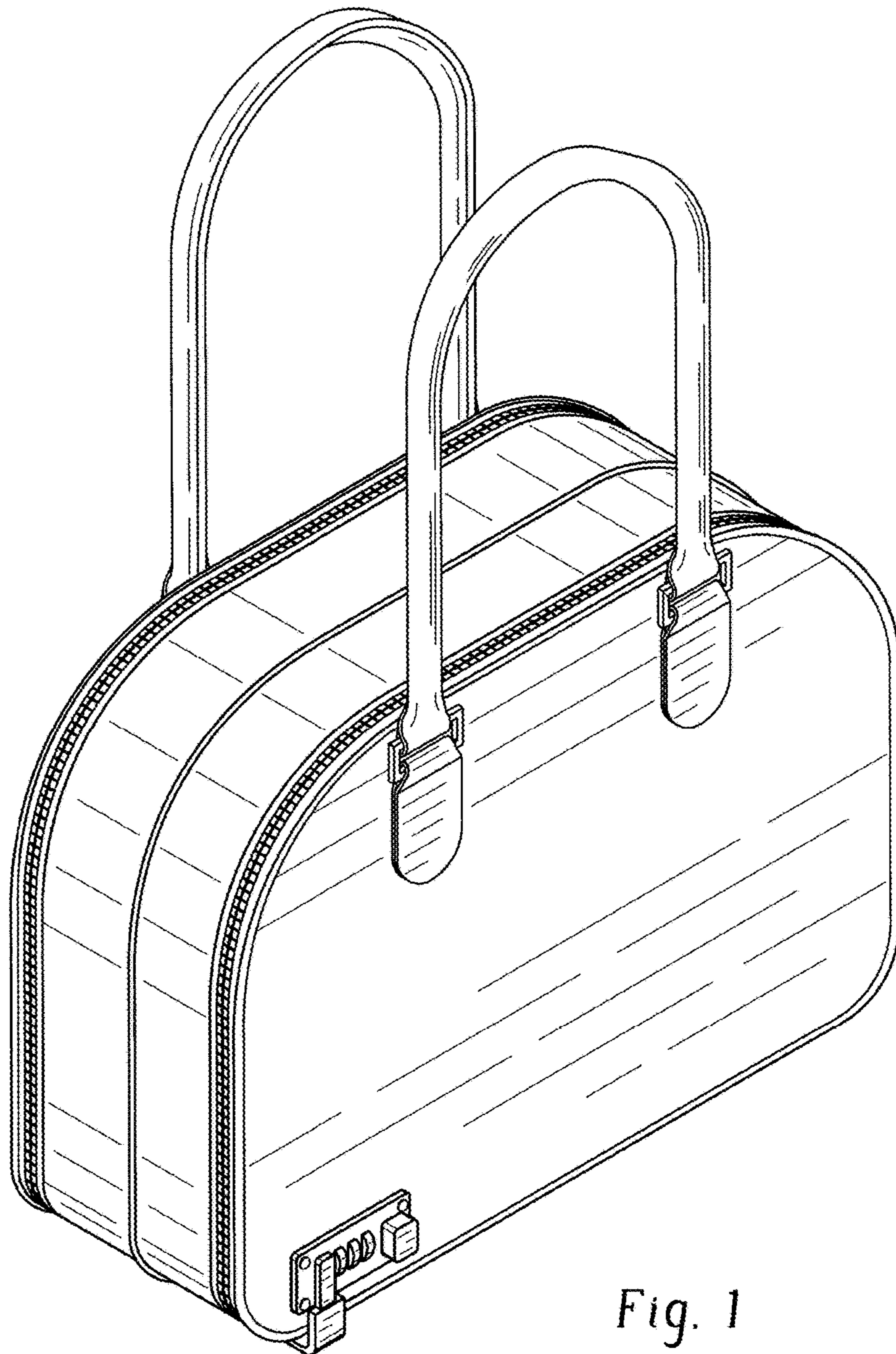


Fig. 1

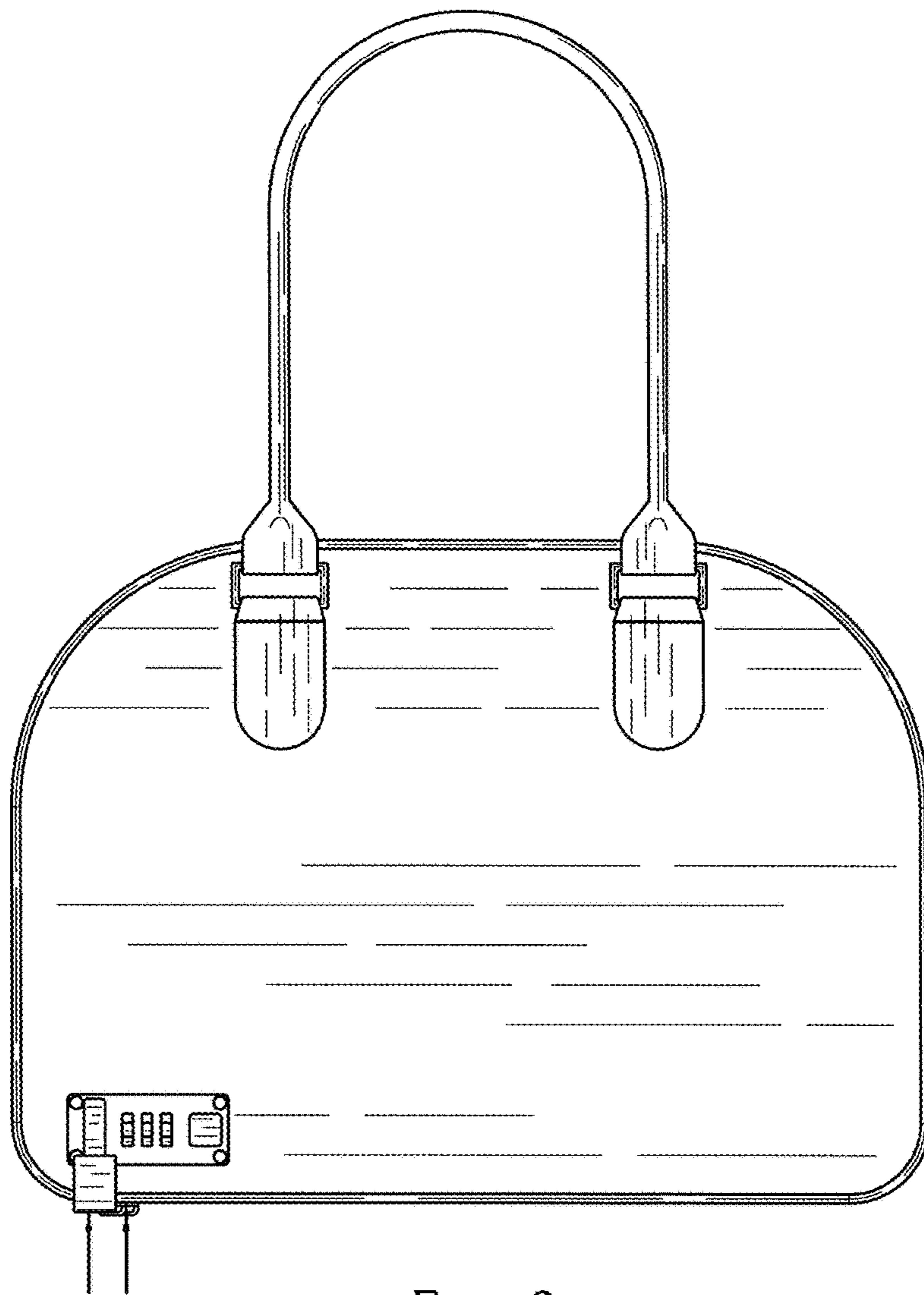


Fig. 2



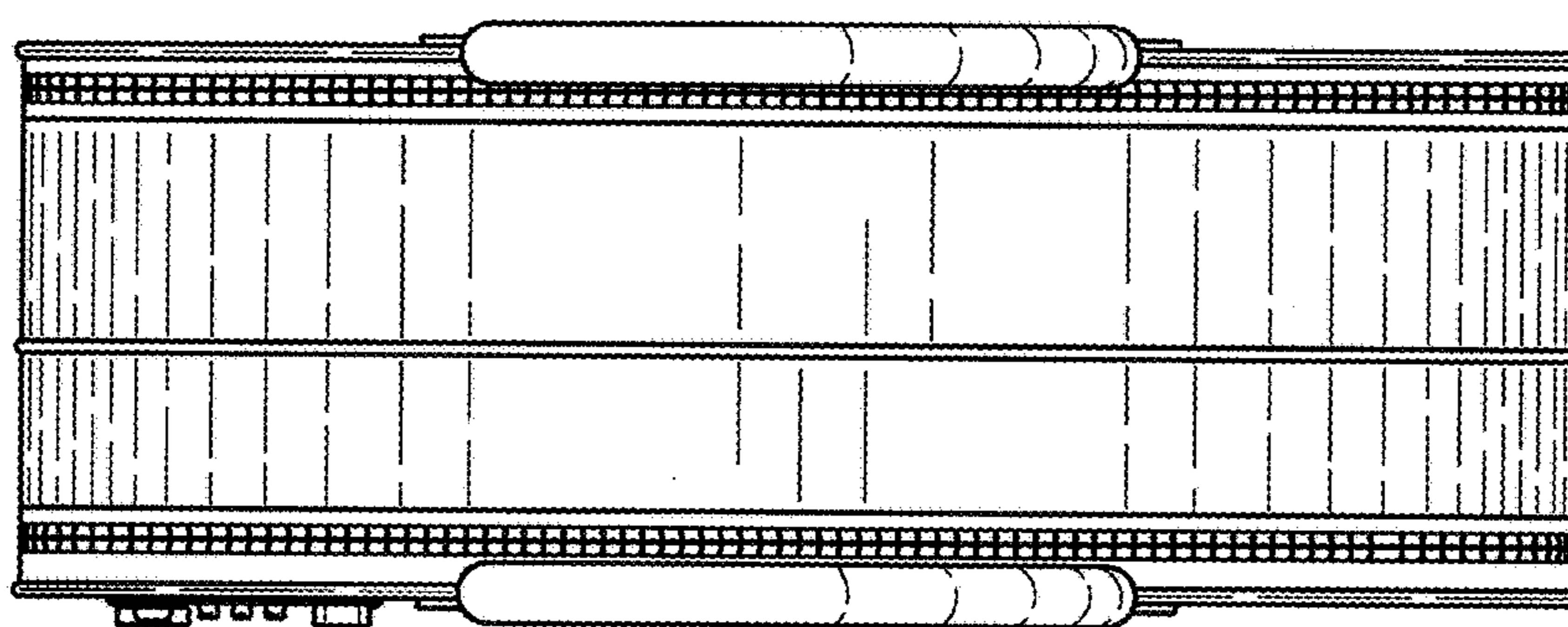


Fig. 3

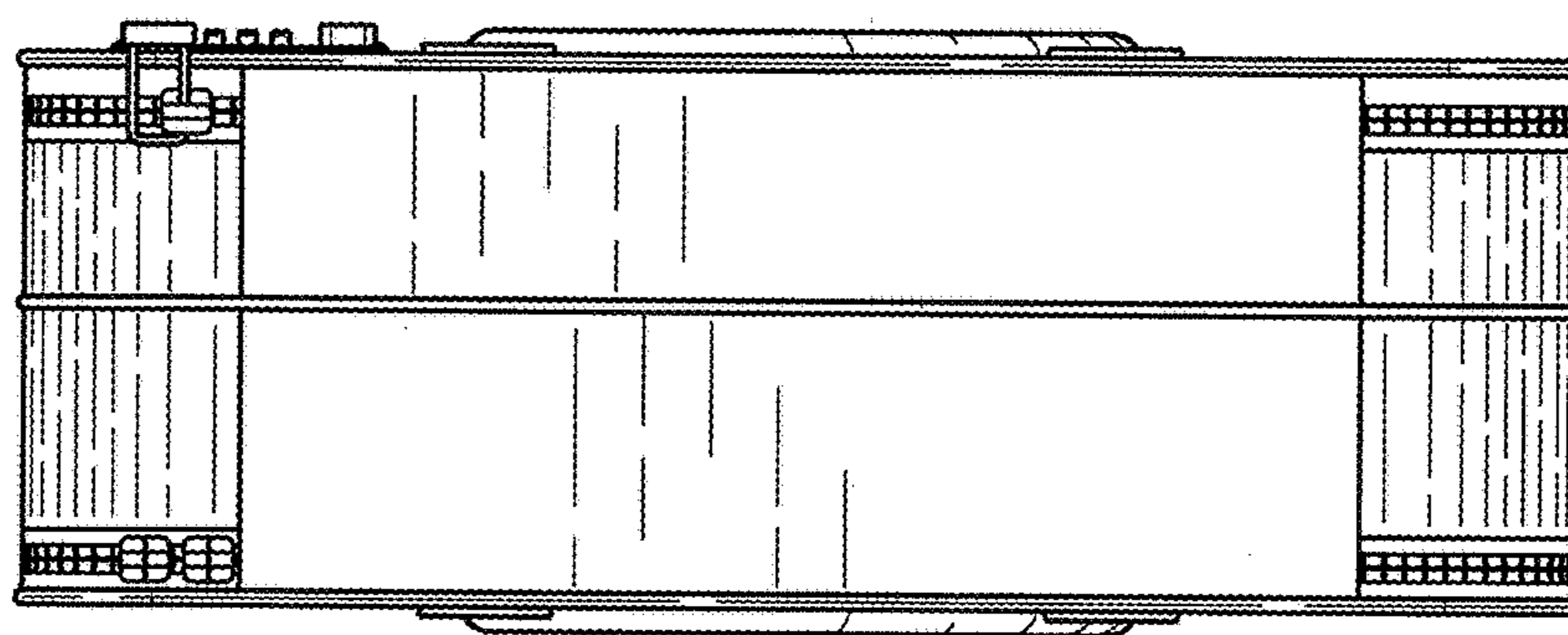
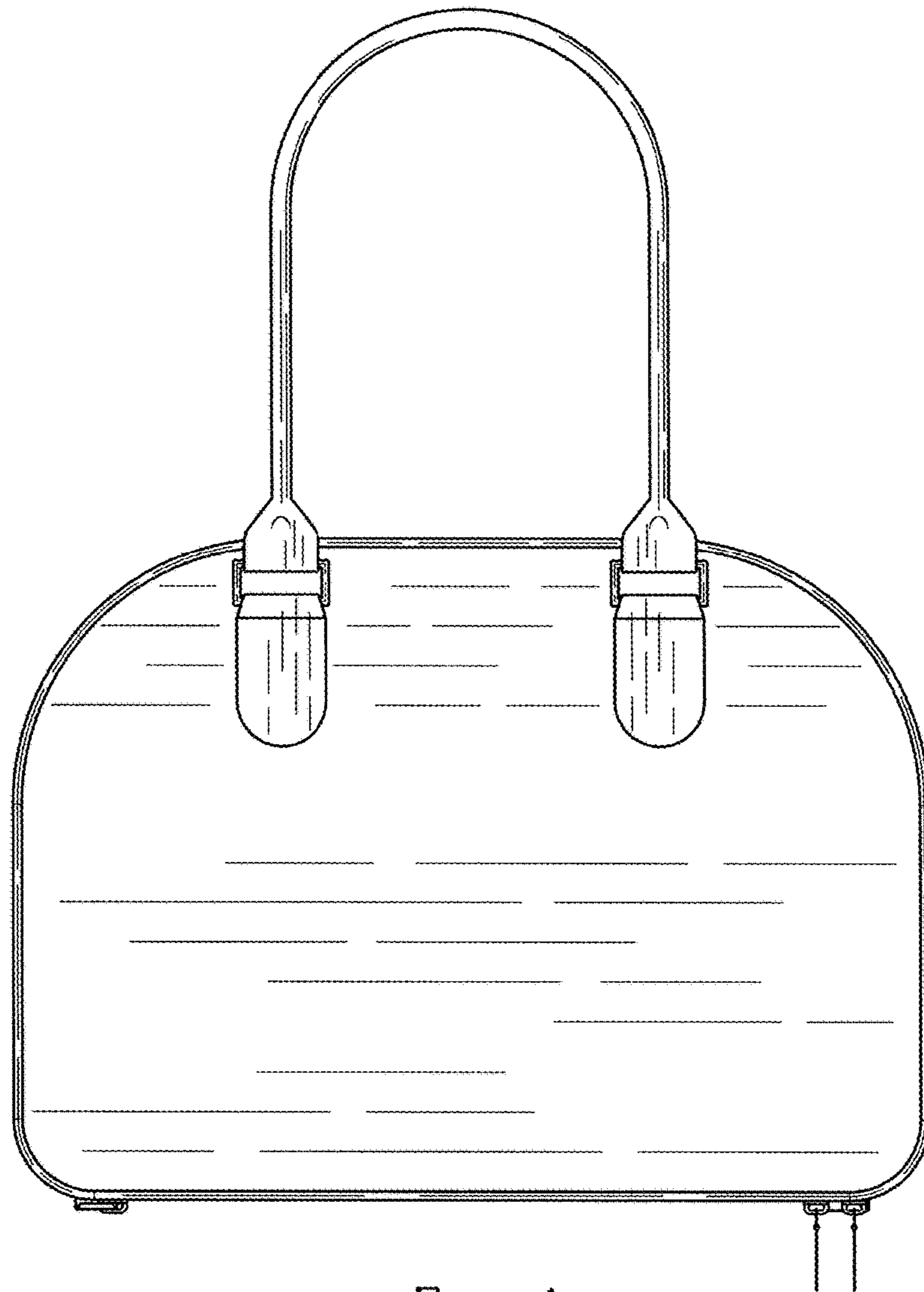


Fig. 5



*Fig. 4*

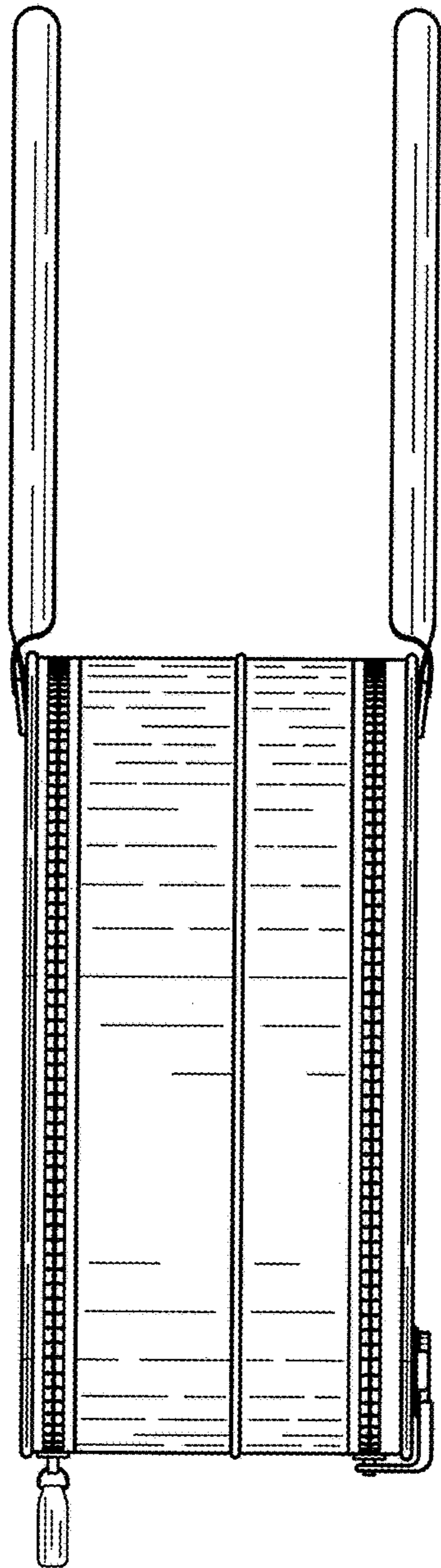


Fig. 6

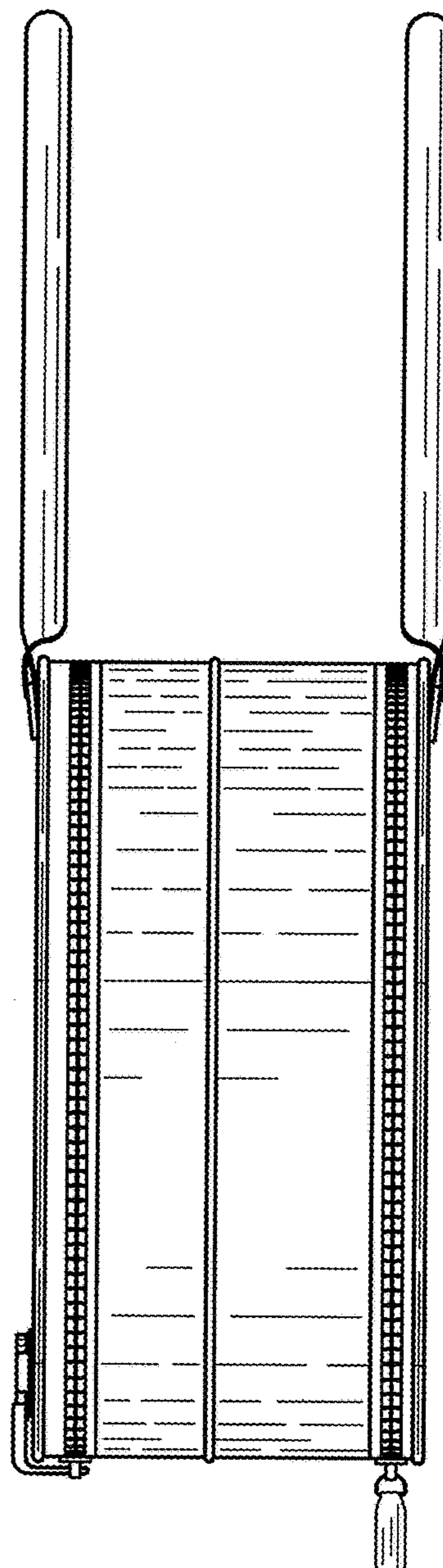


Fig. 7