



US00D853710S

(12) **United States Design Patent**
Hakeem

(10) **Patent No.:** **US D853,710 S**

(45) **Date of Patent:** **** Jul. 16, 2019**

(54) **SOCK**

(71) Applicant: **Acushnet Company**, Fairhaven, MA
(US)

(72) Inventor: **Jessica Hakeem**, New Bedford, MA
(US)

(73) Assignee: **Acushnet Company**, Fairhaven, MA
(US)

(**) Term: **15 Years**

(21) Appl. No.: **29/614,244**

(22) Filed: **Aug. 17, 2017**

(51) **LOC (11) Cl.** **02-04**

(52) **U.S. Cl.**
USPC **D2/980**

(58) **Field of Classification Search**
USPC D2/980-994; D24/192; 2/239-242
CPC . D04B 1/26; D04B 1/265; D04B 1/02; D04B
1/108; D04B 1/12; D04B 1/18; D04B
9/56; D04B 9/52; D04B 15/48; D04B
15/50; D04B 21/18; A61F 13/08; A61F
13/064; A61F 13/066; A61F 13/067;
A61F 11/003; A61F 11/02; A61F 11/00
See application file for complete search history.

(56) **References Cited**

U.S. PATENT DOCUMENTS

5,473,781	A	12/1995	Greenberg	
6,286,151	B1 *	9/2001	Lambertz A41B 11/003 2/239
D498,045	S *	11/2004	Mavis D2/985
D546,550	S *	7/2007	Viveros D2/989
D590,590	S	4/2009	Bonzagni et al.	
D622,495	S *	8/2010	Swain D2/980
D624,300	S	9/2010	Hollingsworth et al.	
D641,148	S *	7/2011	Kent D2/980
D641,149	S	7/2011	Richards	
D643,207	S	8/2011	Hollingsworth et al.	

D650,969	S	12/2011	Wong	
D655,078	S	3/2012	Yoe, III et al.	
D657,123	S	4/2012	Gaither	
8,495,765	B2	7/2013	Araki et al.	
D762,057	S *	7/2016	Hakeem D2/994
9,380,831	B2 *	7/2016	Craig A41B 11/02
D776,913	S *	1/2017	Hakeem D2/980

(Continued)

OTHER PUBLICATIONS

ProDry Quarter, posted at www.footjoy.com, available Mar. 5, 2016, online, site visited Jun. 3, 2018, URL: <https://www.footjoy.com/prodry-quarter/050PRO.html> (Year: 2016).*

Primary Examiner — Anhdao Doan

Assistant Examiner — Mary Shannon Malley

(74) *Attorney, Agent, or Firm* — Daniel W. Sullivan

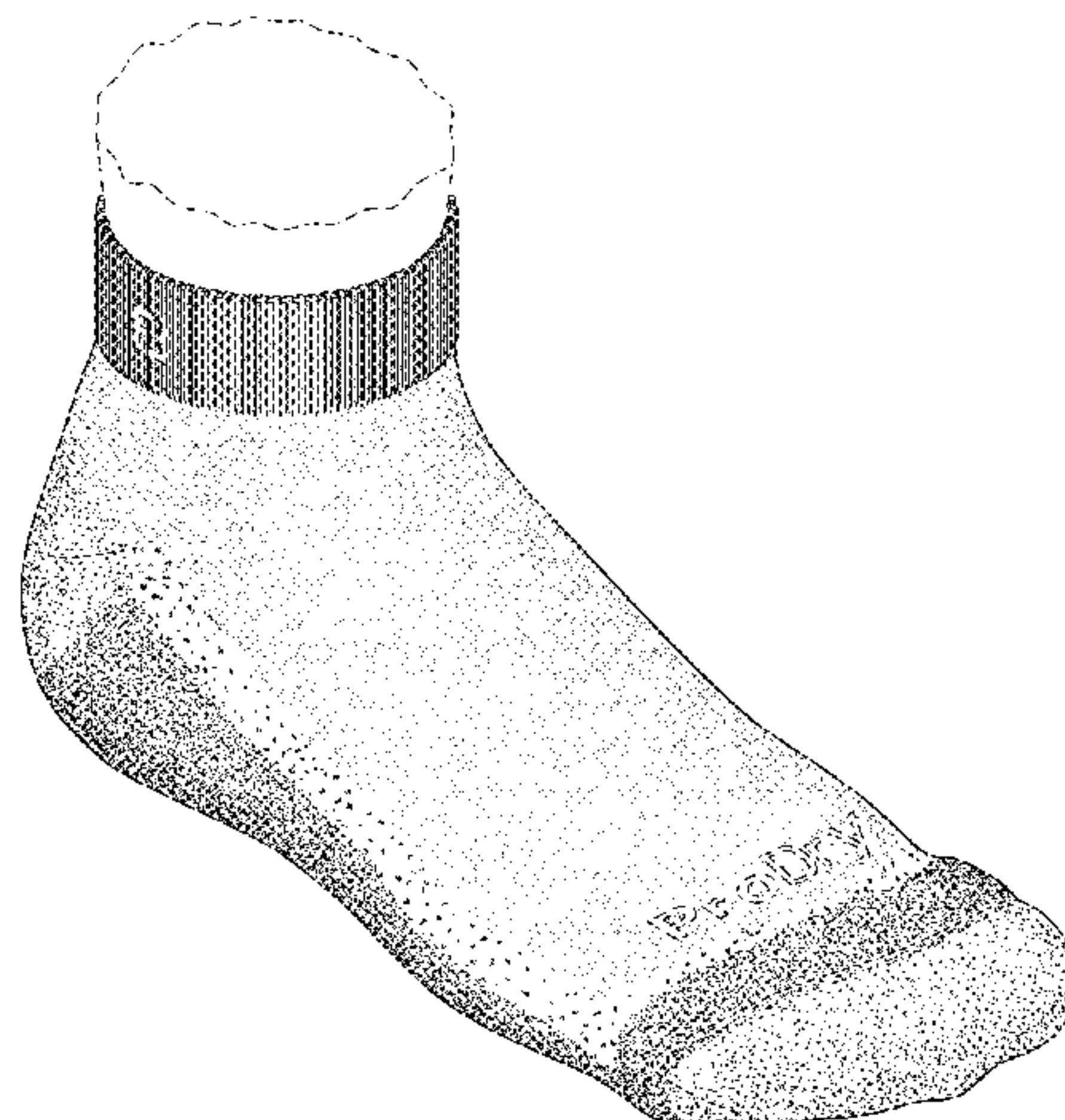
(57) **CLAIM**

The ornamental design for a sock, as shown and described.

DESCRIPTION

FIG. 1 is a perspective view of the sock of this invention; FIG. 2 is a left side elevation view of the sock of this invention; FIG. 3 is a plan view of a sole portion of the sock of this invention; FIG. 4 is a plan view of a top portion of the sock of this invention; FIG. 5 is a right side elevation view of the sock of this invention; FIG. 6 is a front elevation view of the sock of this invention; and, FIG. 7 is a rear elevation view of the sock of this invention. The broken lines depicting a logo on the surface of the sock form no part of the claimed design. The broken lines depicting a leg are directed towards environment and form no part of the claimed design.

1 Claim, 4 Drawing Sheets



(56)

References Cited

U.S. PATENT DOCUMENTS

2008/0171959 A1 7/2008 Achtelstetter
2009/0158504 A1 6/2009 Sparrow et al.
2009/0178179 A1* 7/2009 Liu A41B 11/00
2/239
2009/0223254 A1 9/2009 Ishida
2011/0119808 A1* 5/2011 Sherman A61F 5/0111
2/239
2013/0263629 A1 10/2013 Gaither
2015/0033447 A1* 2/2015 Riaz A41B 17/00
2/239
2018/0016715 A1* 1/2018 Gaither D04B 1/26

* cited by examiner

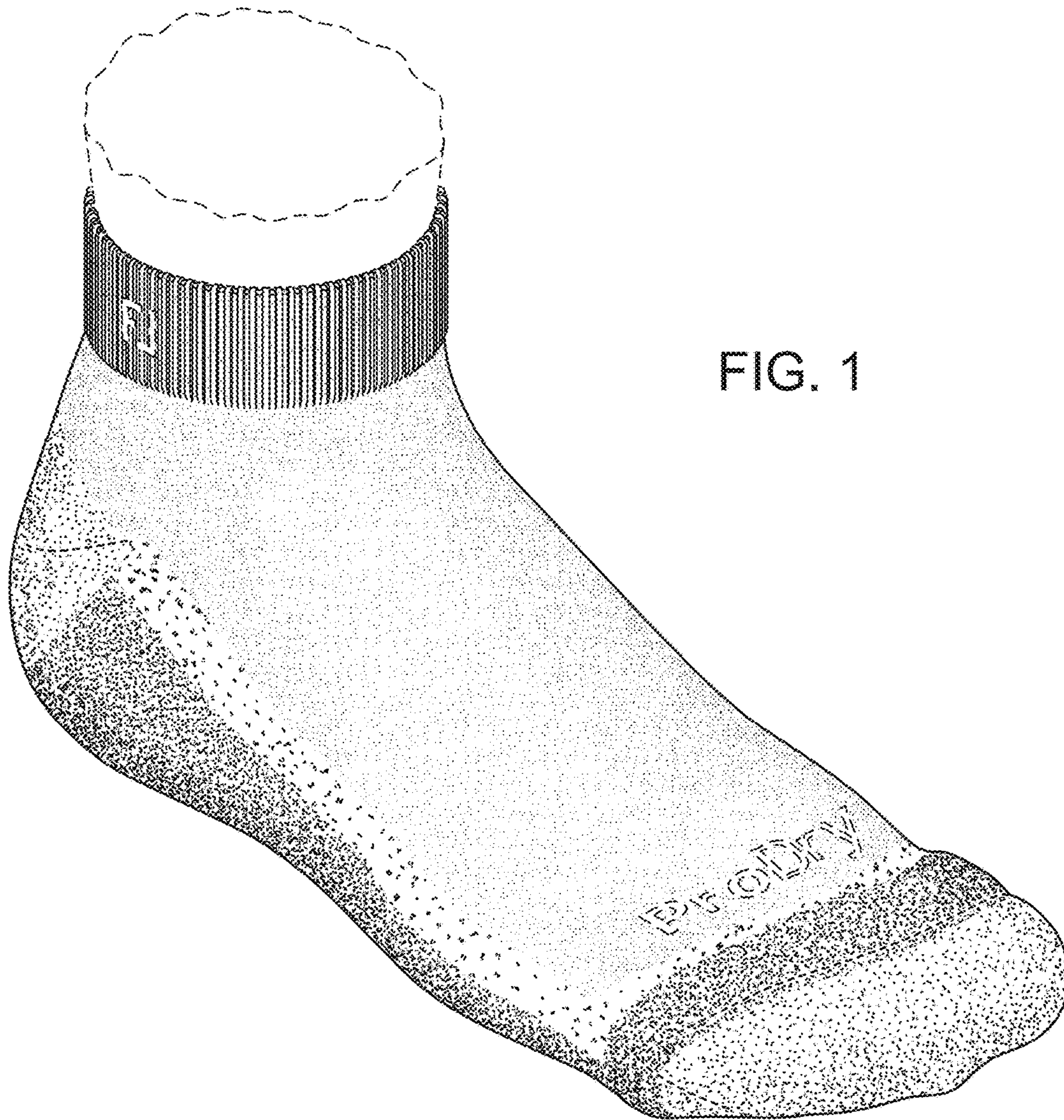


FIG. 1

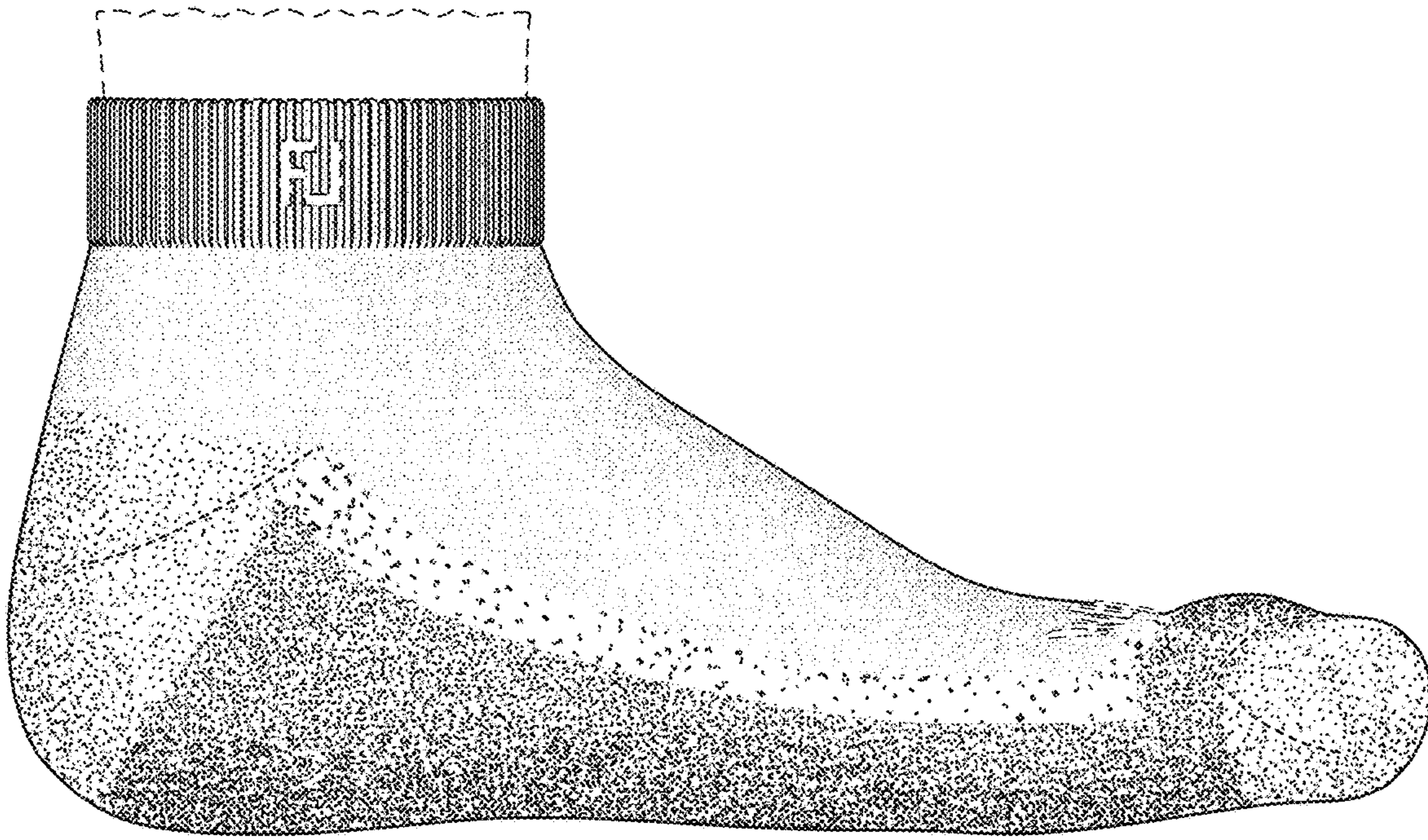


FIG. 2

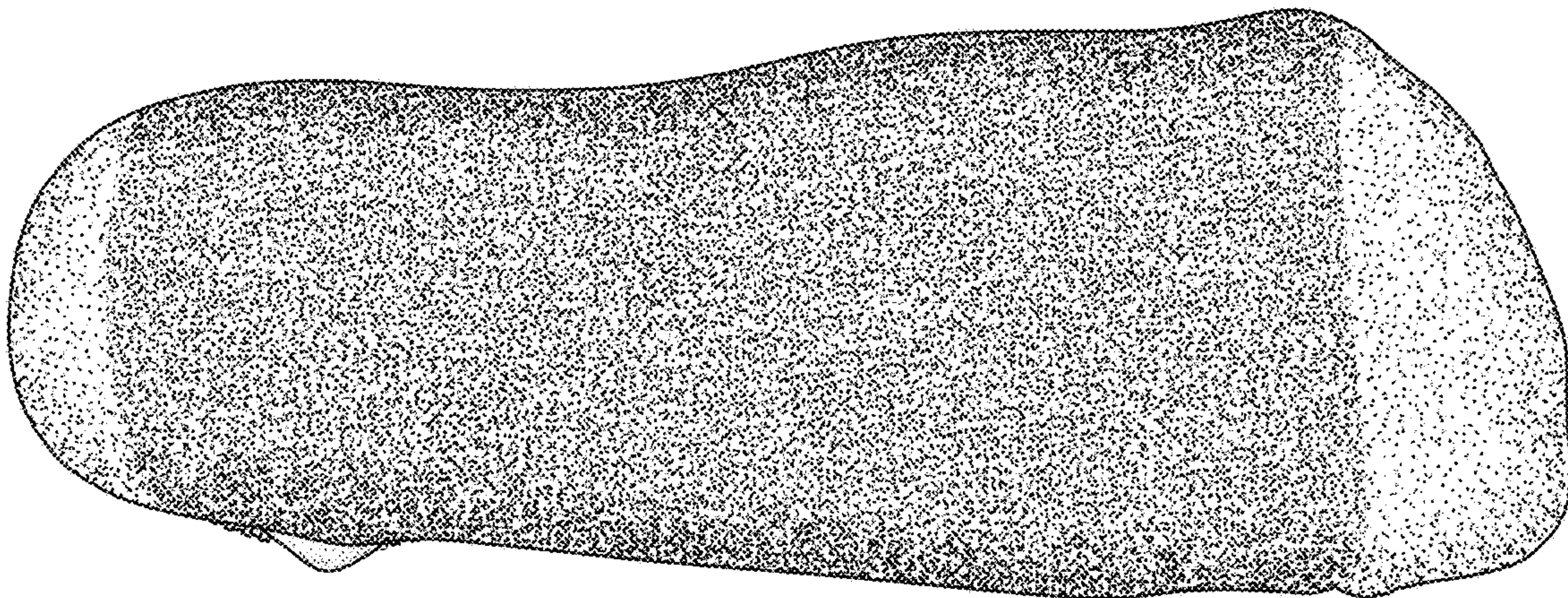


FIG. 3

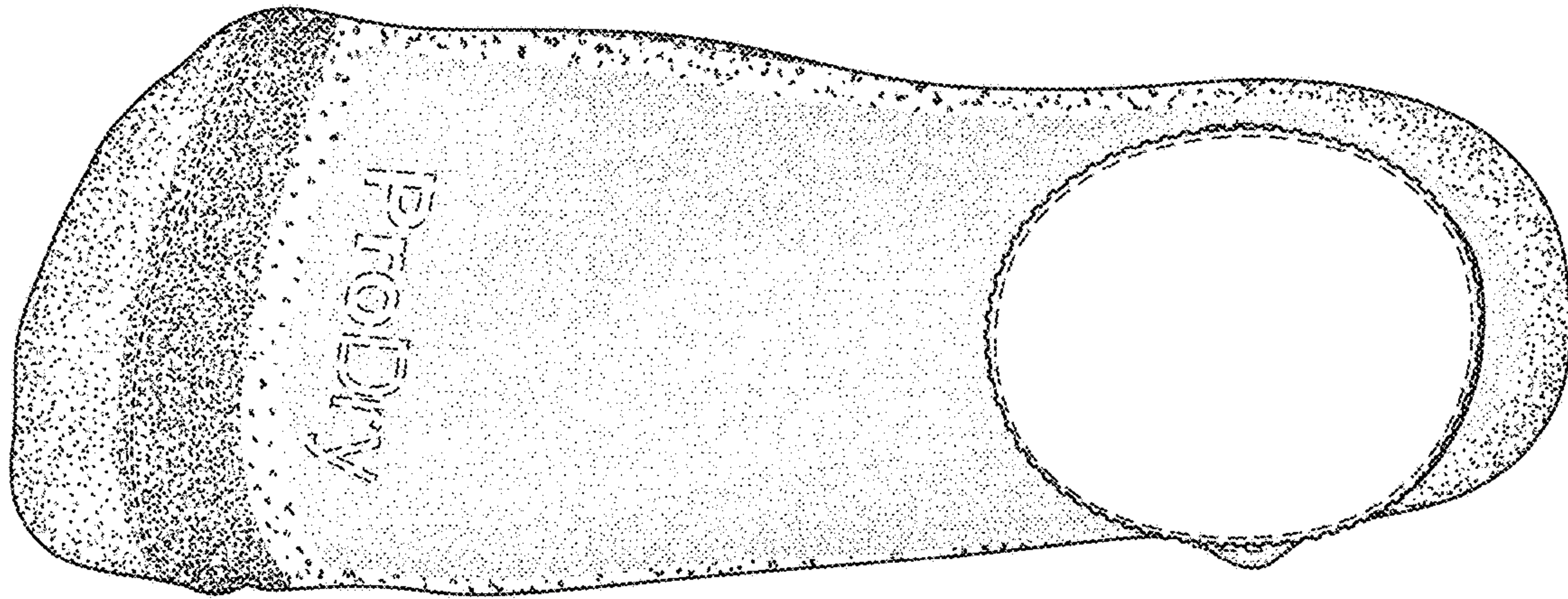


FIG. 4

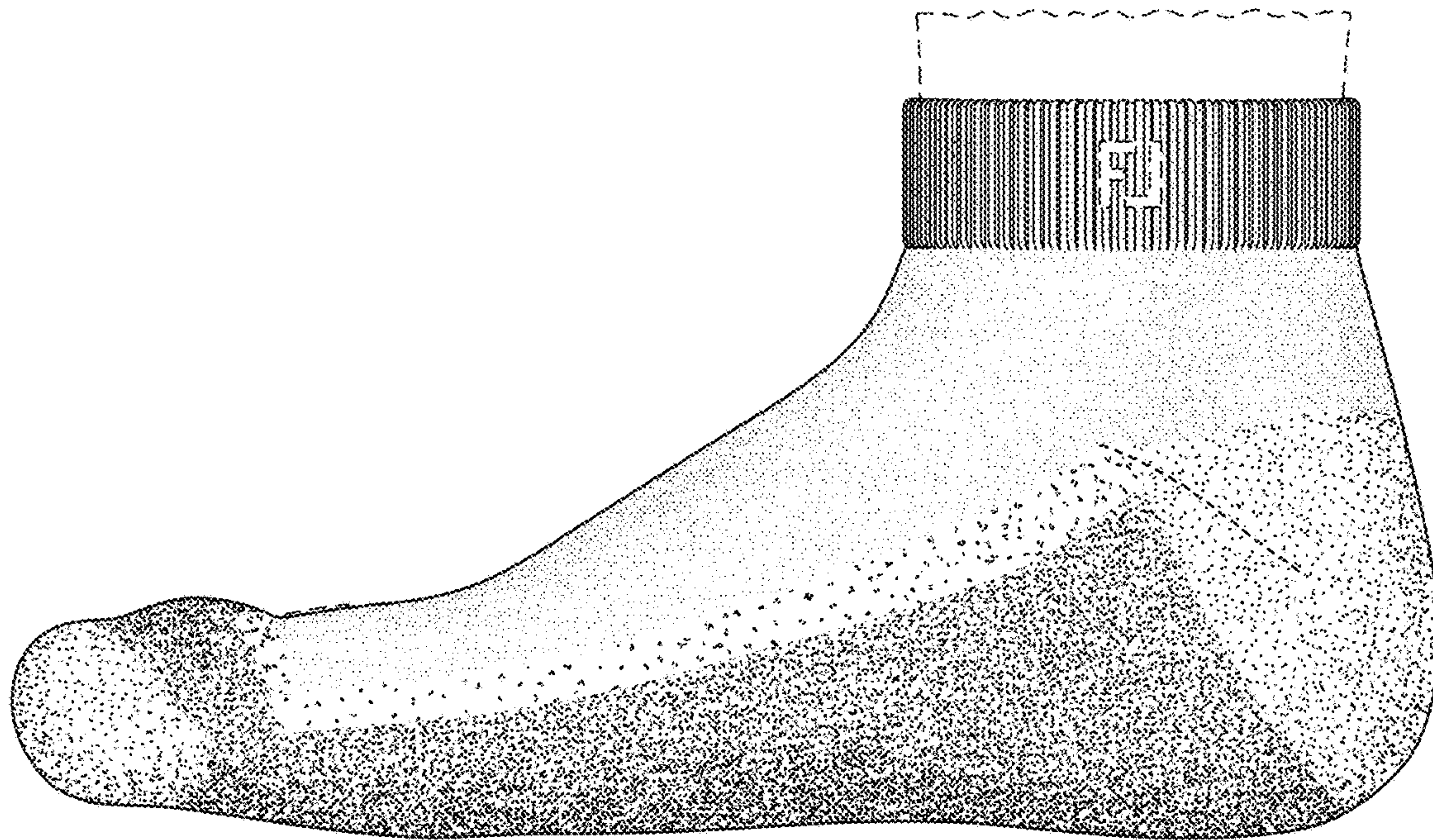


FIG. 5

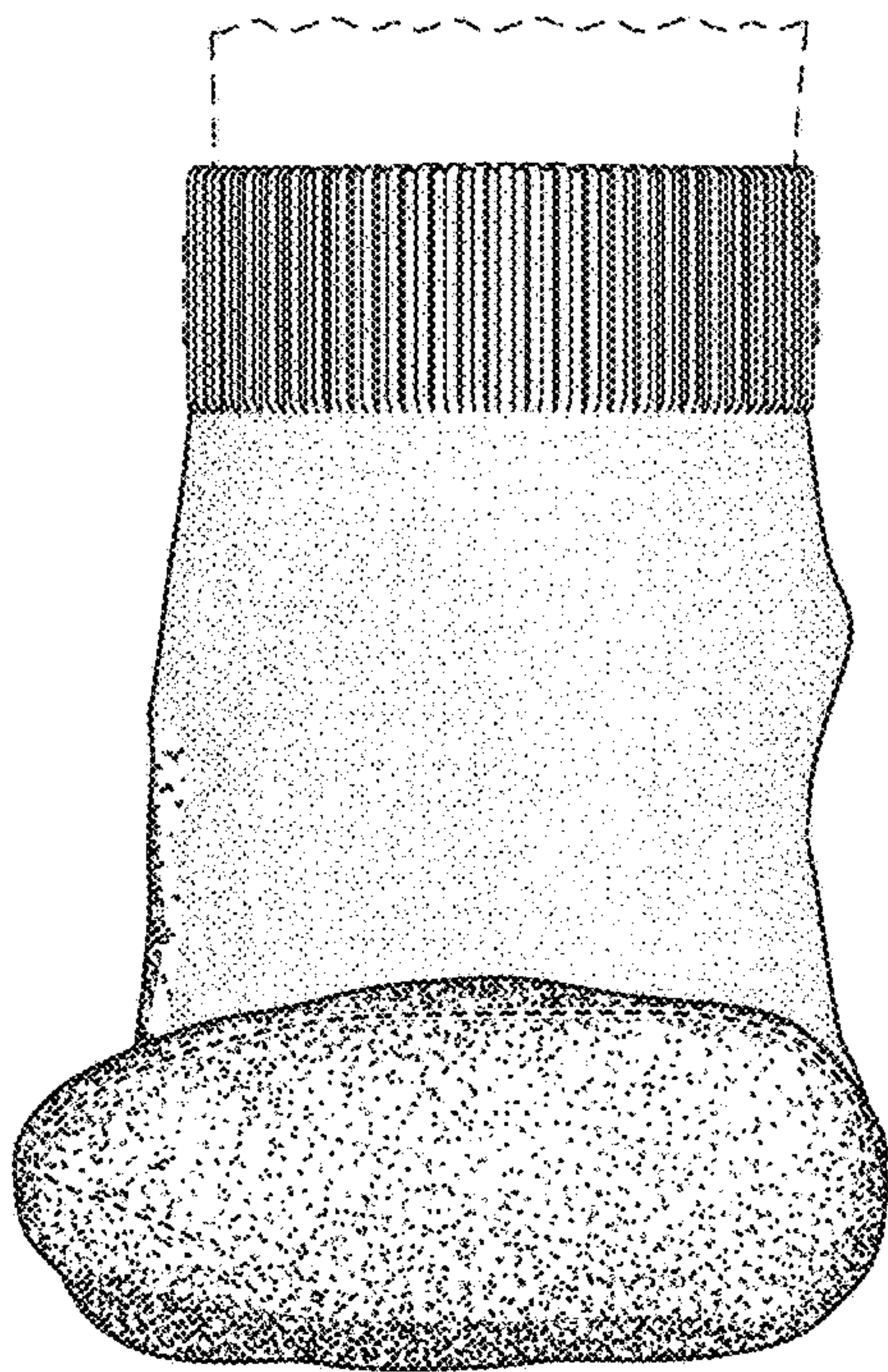


FIG. 6

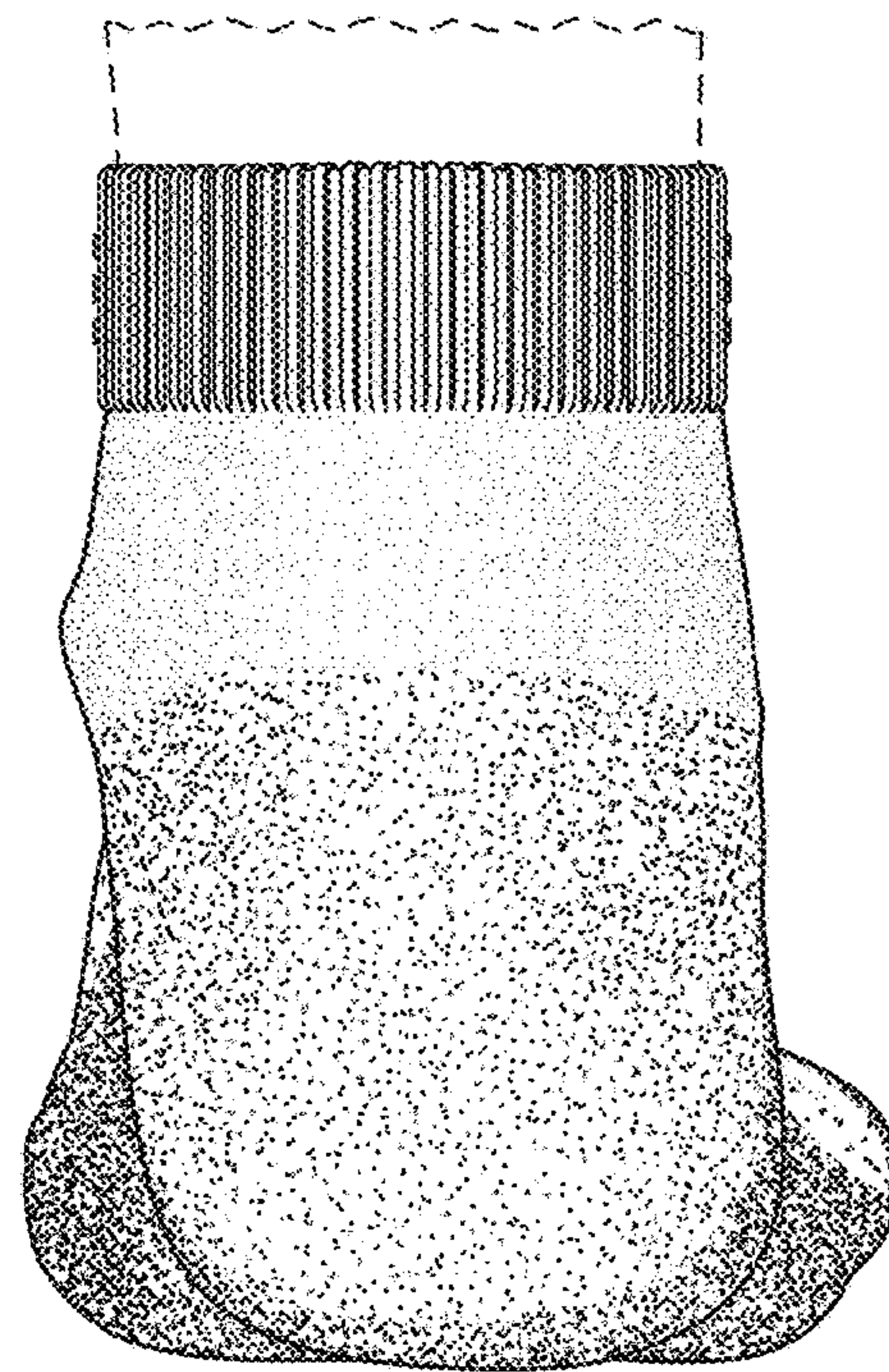


FIG. 7