



US00D853690S

(12) **United States Design Patent**
Taylor

(10) **Patent No.:** **US D853,690 S**

(45) **Date of Patent:** **** Jul. 16, 2019**

- (54) **SHOE**
- (71) Applicant: **PUMA SE**, Herzogenaurach (DE)
- (72) Inventor: **Daniel Simon Taylor**, Nuremberg (DE)
- (73) Assignee: **PUMA SE**, Herzogenaurach (DE)
- (**) Term: **15 Years**

- D480,552 S * 10/2003 Burg D2/969
- D503,519 S * 4/2005 Della Valle D2/907
- D513,361 S * 1/2006 Teriatnikov D2/969
- D517,298 S * 3/2006 James D2/969
- D541,515 S * 5/2007 Lane, III D2/906
- D544,187 S * 6/2007 Hulbert D2/969
- D561,431 S * 2/2008 Walton D2/902
- D563,639 S * 3/2008 Matis D2/969
- D576,383 S * 9/2008 Weber D2/902
- D595,937 S * 7/2009 Morris D2/907
- D598,187 S * 8/2009 Walton D2/969

(Continued)

- (21) Appl. No.: **29/576,903**
- (22) Filed: **Sep. 8, 2016**
- (51) **LOC (11) Cl.** **02-04**
- (52) **U.S. Cl.**
USPC **D2/908**; D2/902
- (58) **Field of Classification Search**
USPC D2/896, 897, 900, 902, 907, 908, 909,
D2/912, 919, 920, 923, 929, 942, 943,
D2/944, 945, 946, 951, 953, 955, 960,
D2/969, 972, 974, 976
CPC A43B 1/04; A43B 5/06; A43B 5/10; A43B
23/24
See application file for complete search history.

Primary Examiner — Kevin K Rudzinski
Assistant Examiner — Clare Ann Gannon
 (74) *Attorney, Agent, or Firm* — Leydig, Voit & Mayer,
 Ltd.

(57) **CLAIM**
 The ornamental design for a shoe, as shown.

DESCRIPTION

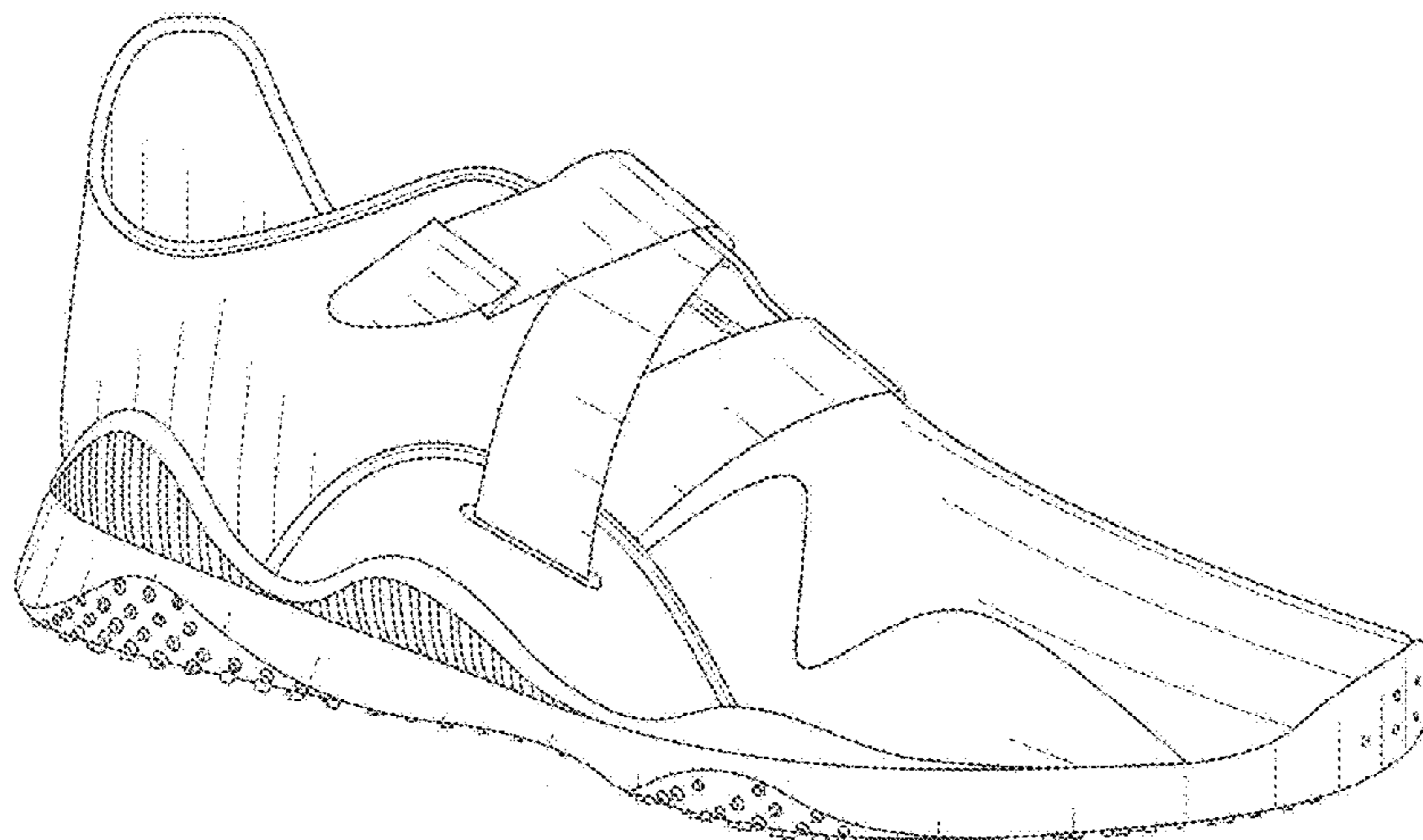
This application is a continued prosecution application of, and claims priority to, U.S. Design application Ser. No. 29/576,903, filed on Aug. 29, 2016, which in turn claims priority to combined European Community Design No. 003352335, filed on Aug. 25, 2016, both of which are hereby incorporated by reference in their entirety herein.

FIG. 1 is a top front left perspective view of the shoe showing my new design;
 FIG. 2 is a top view thereof;
 FIG. 3 is a bottom view thereof;
 FIG. 4 is a rear perspective view thereof;
 FIG. 5 is a front perspective view thereof;
 FIG. 6 is a left side view thereof; and,
 FIG. 7 is a right side view thereof.

In the drawings, the broken lines depict environmental subject matter only and form no part of the claimed design.

- (56) **References Cited**
 U.S. PATENT DOCUMENTS
- 1,677,370 A * 7/1928 Roewade A43B 5/02
36/128
- 2,247,459 A * 7/1941 Wolfhard A43B 23/024
36/45
- D151,303 S * 10/1948 Walsh D2/919
- D226,884 S * 5/1973 Persson D2/908
- D330,967 S * 11/1992 Aveni D2/970
- D341,703 S * 11/1993 Hatfield D2/973
- D343,277 S * 1/1994 Richard D2/970
- 5,392,532 A * 2/1995 Bray, Jr. A43B 3/108
36/11.5
- D360,520 S * 7/1995 Bailey D2/916
- 5,659,982 A * 8/1997 Muraoka A43B 3/0073
36/131

1 Claim, 7 Drawing Sheets



(56)

References Cited

U.S. PATENT DOCUMENTS

7,654,012 B2 * 2/2010 Kelley A43C 11/1493
36/138
D613,043 S * 4/2010 Walton D2/902
D719,326 S * 12/2014 Marchal D2/943
8,991,074 B2 * 3/2015 Ivester A43C 1/00
36/114
D737,548 S * 9/2015 Levy D2/896
D738,076 S * 9/2015 Sassi D2/944
D789,675 S * 6/2017 Robusti D2/972
D794,294 S * 8/2017 Robusti D2/951
2008/0086910 A1 * 4/2008 Kim A43C 11/1493
36/50.1

* cited by examiner

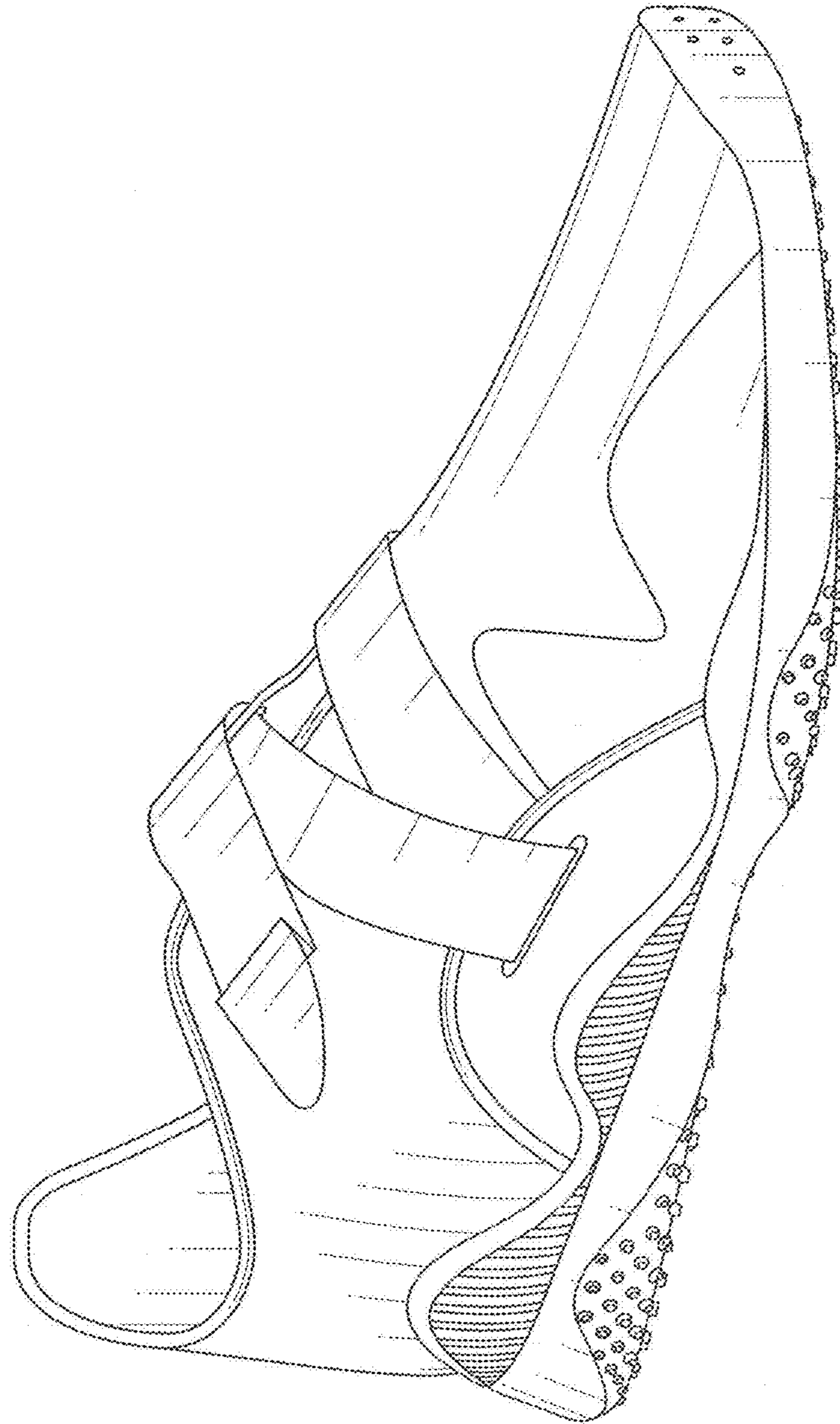


FIG. 1

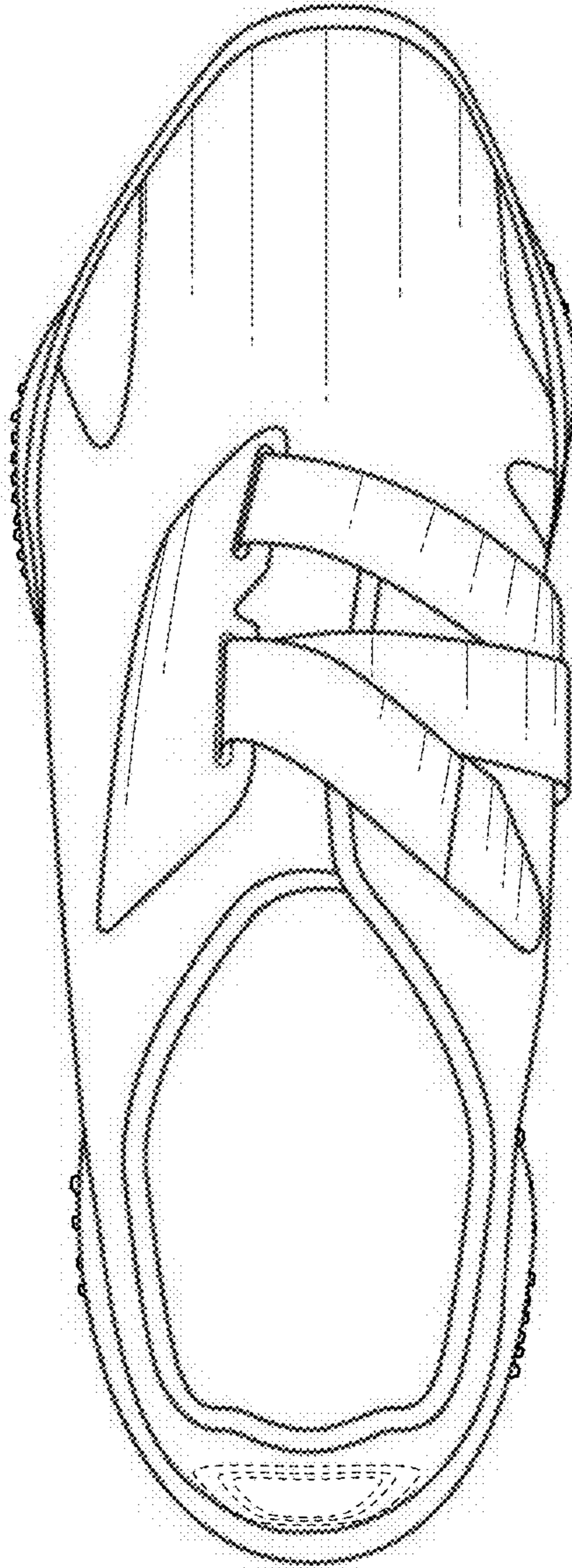


FIG. 2

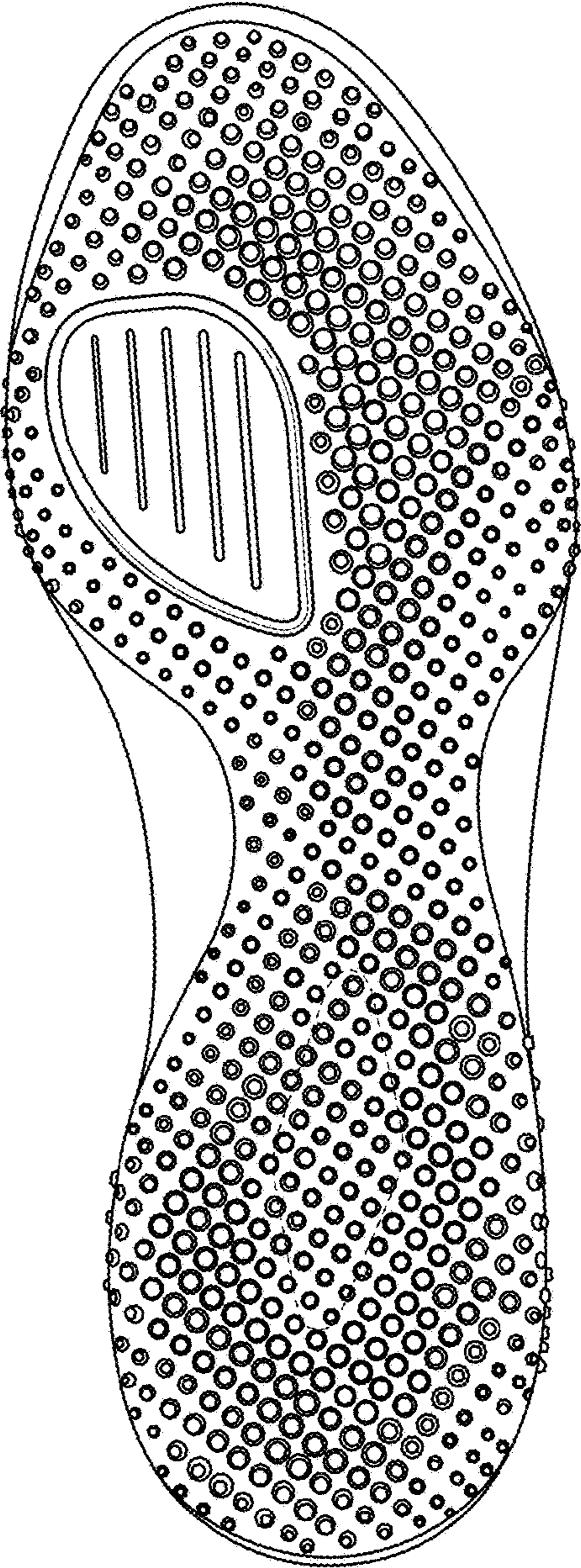


FIG. 3

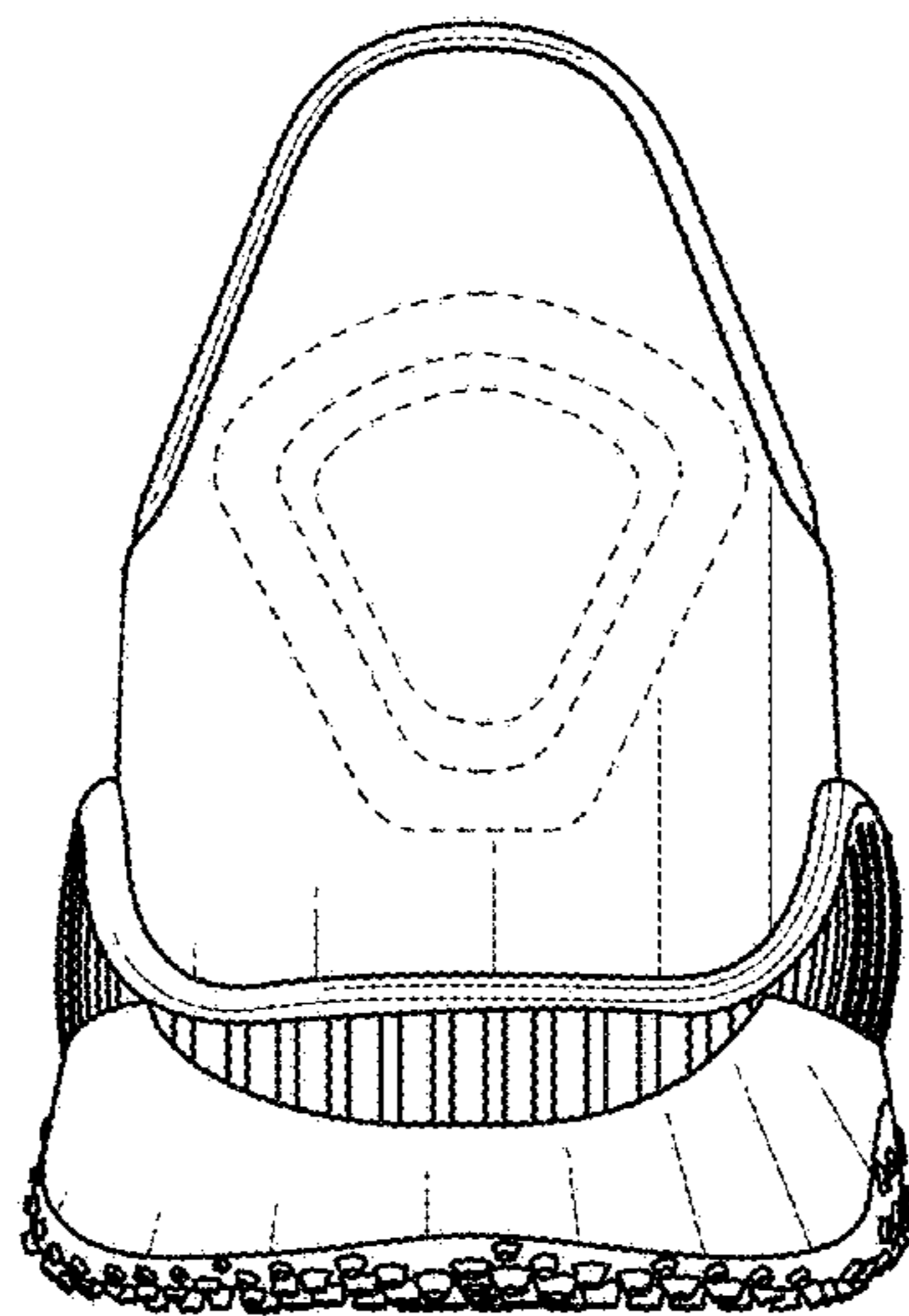


FIG. 4

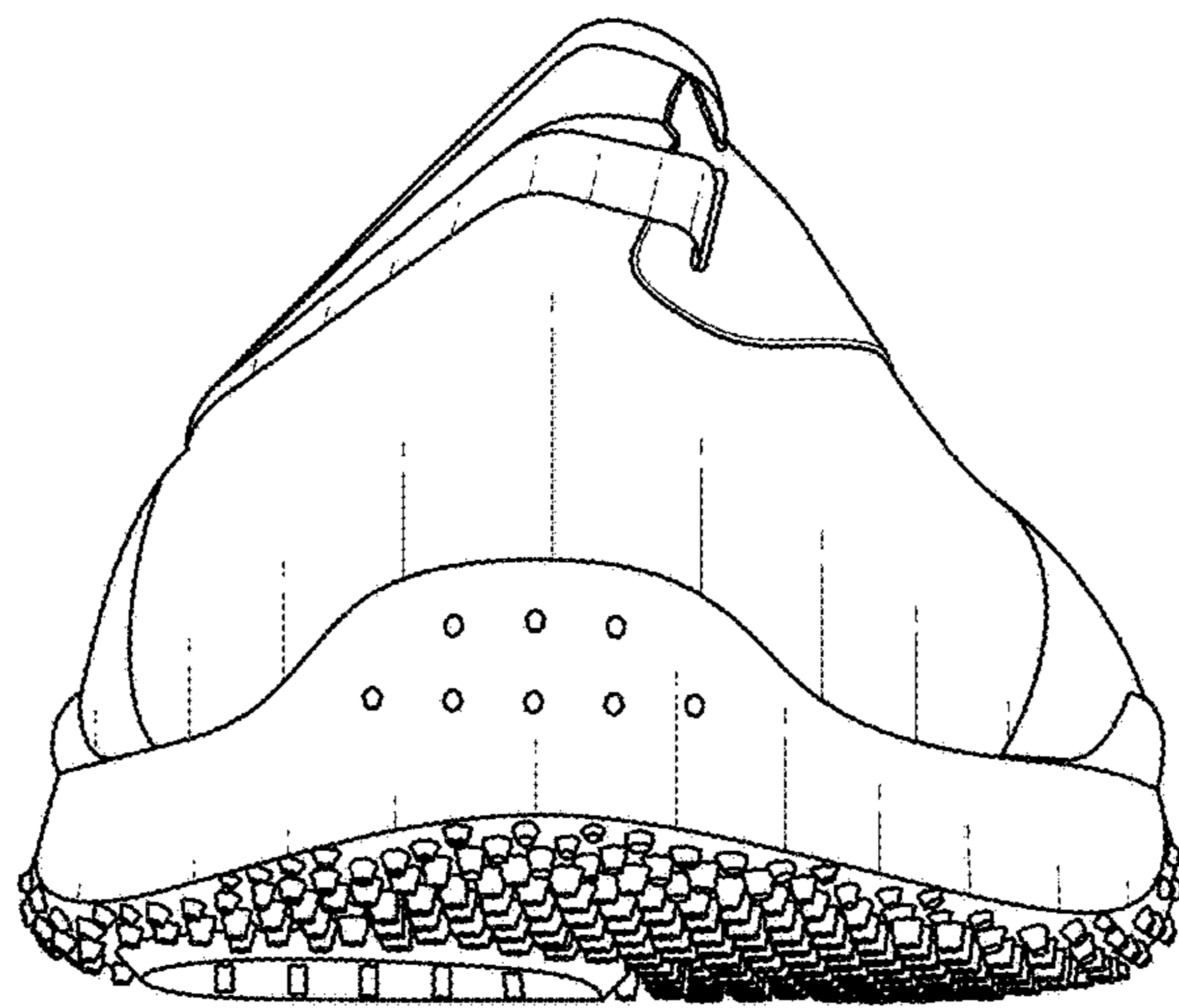


FIG. 5

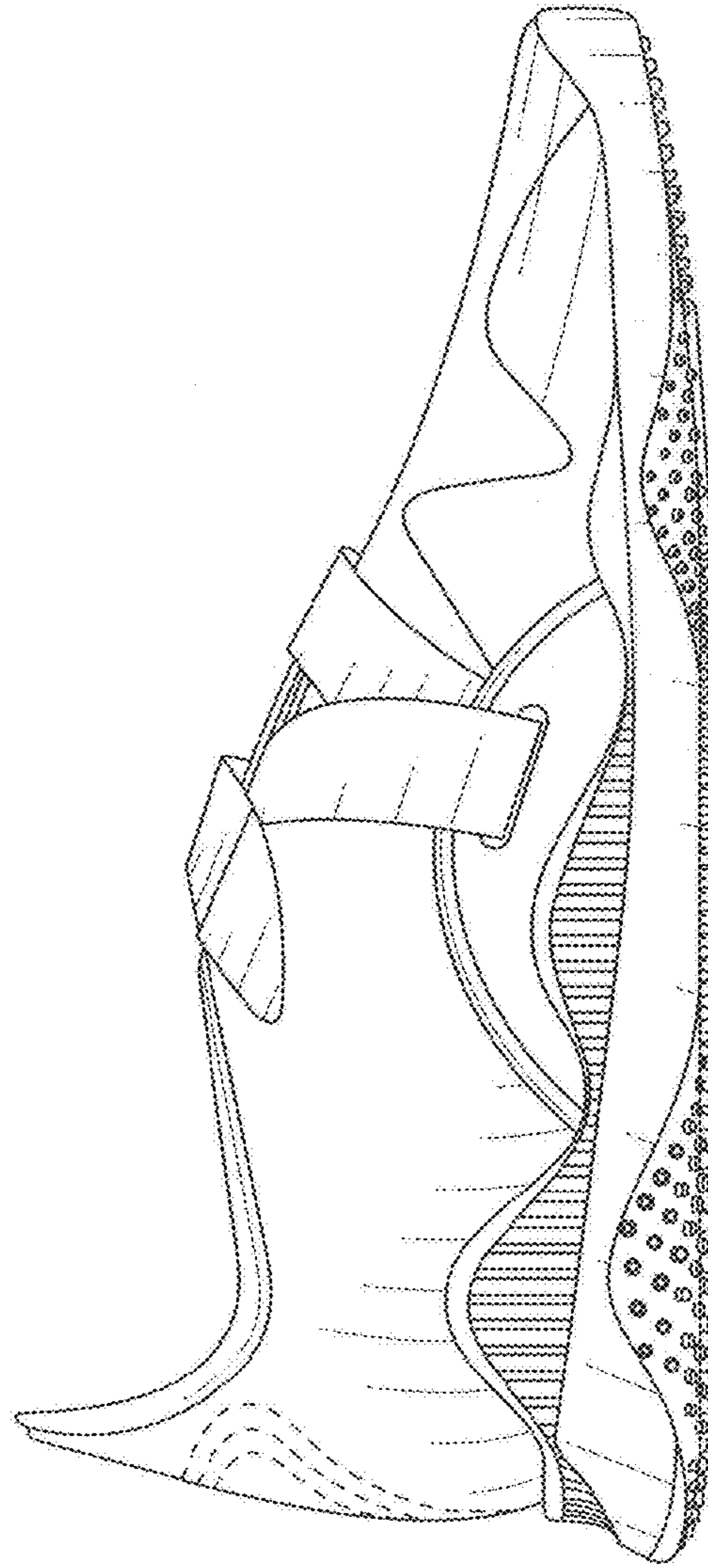


FIG. 6

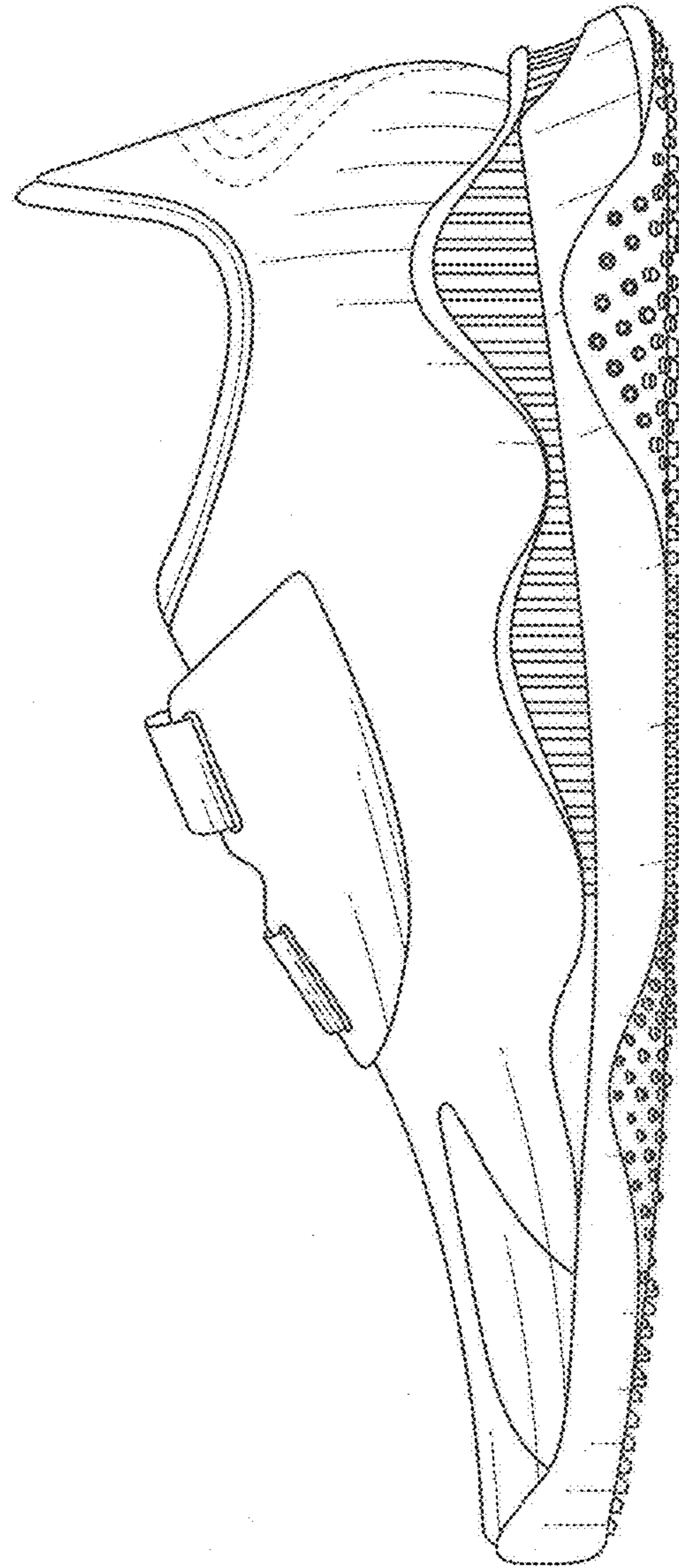


FIG. 7