



US00D853688S

(12) **United States Design Patent**  
**Matsuo**

(10) **Patent No.:** **US D853,688 S**  
(45) **Date of Patent:** **\*\* Jul. 16, 2019**

- (54) **SHOE**
- (71) Applicant: **GRENDENE S.A.**, Sobral-CE (BR)
- (72) Inventor: **Edson Matsuo**, Porto Alegre (BR)
- (73) Assignee: **GRENDENE S.A.**, Sobral (BR)
- (\*\*) Term: **15 Years**
- (21) Appl. No.: **29/590,642**
- (22) Filed: **Jan. 12, 2017**

|              |        |                    |        |
|--------------|--------|--------------------|--------|
| D224,184 S * | 7/1972 | Straub et al. .... | D2/899 |
| D489,515 S * | 5/2004 | Ganim, II .....    | D2/898 |
| D516,134 S * | 2/2006 | Fine .....         | D2/897 |
| D661,881 S * | 6/2012 | Riley .....        | D2/952 |
| D674,995 S * | 1/2013 | Lerner .....       | D2/899 |

\* cited by examiner

*Primary Examiner* — Rashida C. Walshon  
(74) *Attorney, Agent, or Firm* — Carter, Deluca & Farrell LLP

(30) **Foreign Application Priority Data**

Sep. 5, 2016 (BR) ..... 3020160039151

- (51) **LOC (11) Cl.** ..... **02-04**
- (52) **U.S. Cl.**  
USPC ..... **D2/899**; D2/896; D2/948
- (58) **Field of Classification Search**  
USPC ..... D2/898, 899, 900, 916, 919, 923, 946,  
D2/969, 972-974  
CPC ..... A43B 3/10; A43B 3/102; A43B 3/00  
See application file for complete search history.

(56) **References Cited**

U.S. PATENT DOCUMENTS

|              |         |                    |        |
|--------------|---------|--------------------|--------|
| D189,082 S * | 10/1960 | Goodman .....      | 36/112 |
| D224,183 S * | 7/1972  | Straub et al. .... | D2/899 |

(57) **CLAIM**

The ornamental design for a shoe, as shown and described.

**DESCRIPTION**

FIG. 1 is a front perspective view of a shoe in accordance with the present design;  
 FIG. 2 is a top plan view thereof;  
 FIG. 3 is a bottom plan view thereof;  
 FIG. 4 is a front elevational view thereof;  
 FIG. 5 is a rear elevational view thereof;  
 FIG. 6 is a right side elevational view thereof; and,  
 FIG. 7 is a left side elevational view thereof.  
 Although shown in the context of a shoe for the right foot, an embodiment of the present invention also may be incorporated in a shoe for the left foot.  
 The broken lines in the drawings represent parts of the shoe that form no part of the claim.

**1 Claim, 7 Drawing Sheets**






FIG. 1

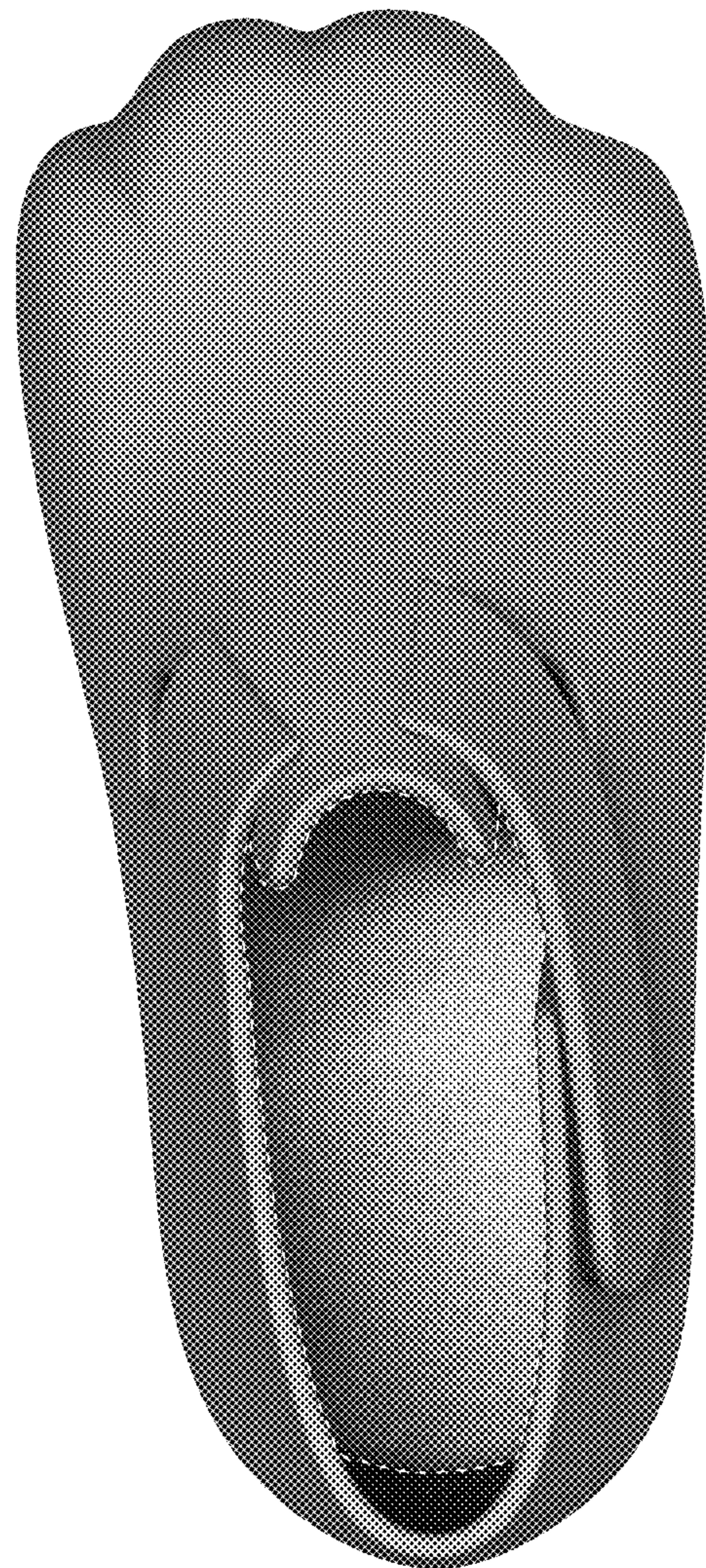


FIG. 2



FIG. 3




FIG. 4



FIG. 5




FIG. 6



FIG. 7