



US00D853667S

(12) **United States Design Patent** (10) **Patent No.:** **US D853,667 S**
Yang et al. (45) **Date of Patent:** **** Jul. 9, 2019**

(54) **WASHING MACHINE**

(56) **References Cited**

(71) Applicants: **MIDEA GROUP CO., LTD.**, Foshan (CN); **MIDEA AMERICA CORPORATION**, Parsippany, NJ (US)

U.S. PATENT DOCUMENTS

(72) Inventors: **Donghwan Yang**, Foshan (CN); **Zhe Zhang**, Foshan (CN); **Su Qin**, Wuxi (CN); **Jing Pan**, Foshan (CN); **Christopher G. Hoppe**, Louisville, KY (US)

D617,960 S *	6/2010	Bohm	D32/6
D642,752 S *	8/2011	Kim	D32/6
D642,753 S *	8/2011	Ha	D32/6
D653,006 S *	1/2012	Takahashi	D32/6
D658,340 S *	4/2012	Jeon	D32/6
D693,973 S *	11/2013	Geyer	D32/6
D712,603 S *	9/2014	Geyer	D32/6
D742,602 S *	11/2015	Kim	D32/6
D787,759 S *	5/2017	Geyer	D32/6
D800,976 S *	10/2017	Im	D32/6
D801,602 S *	10/2017	Im	D32/6

(73) Assignees: **MIDEA GROUP CO., LTD.**, Foshan (CN); **MIDEA AMERICA CORPORATION**, Parsippany, NJ (US)

* cited by examiner

(**) Term: **15 Years**

Primary Examiner — Michelle E. Wilson

(21) Appl. No.: **29/677,574**

(74) *Attorney, Agent, or Firm* — Kilpatrick Townsend & Stockton, LLP

(22) Filed: **Jan. 22, 2019**

(57) **CLAIM**

The ornamental design for a washing machine, as shown and described.

Related U.S. Application Data

DESCRIPTION

(62) Division of application No. 29/579,275, filed on Sep. 29, 2016.

(51) **LOC (11) Cl.** **15-05**

(52) **U.S. Cl.**
USPC **D32/6**

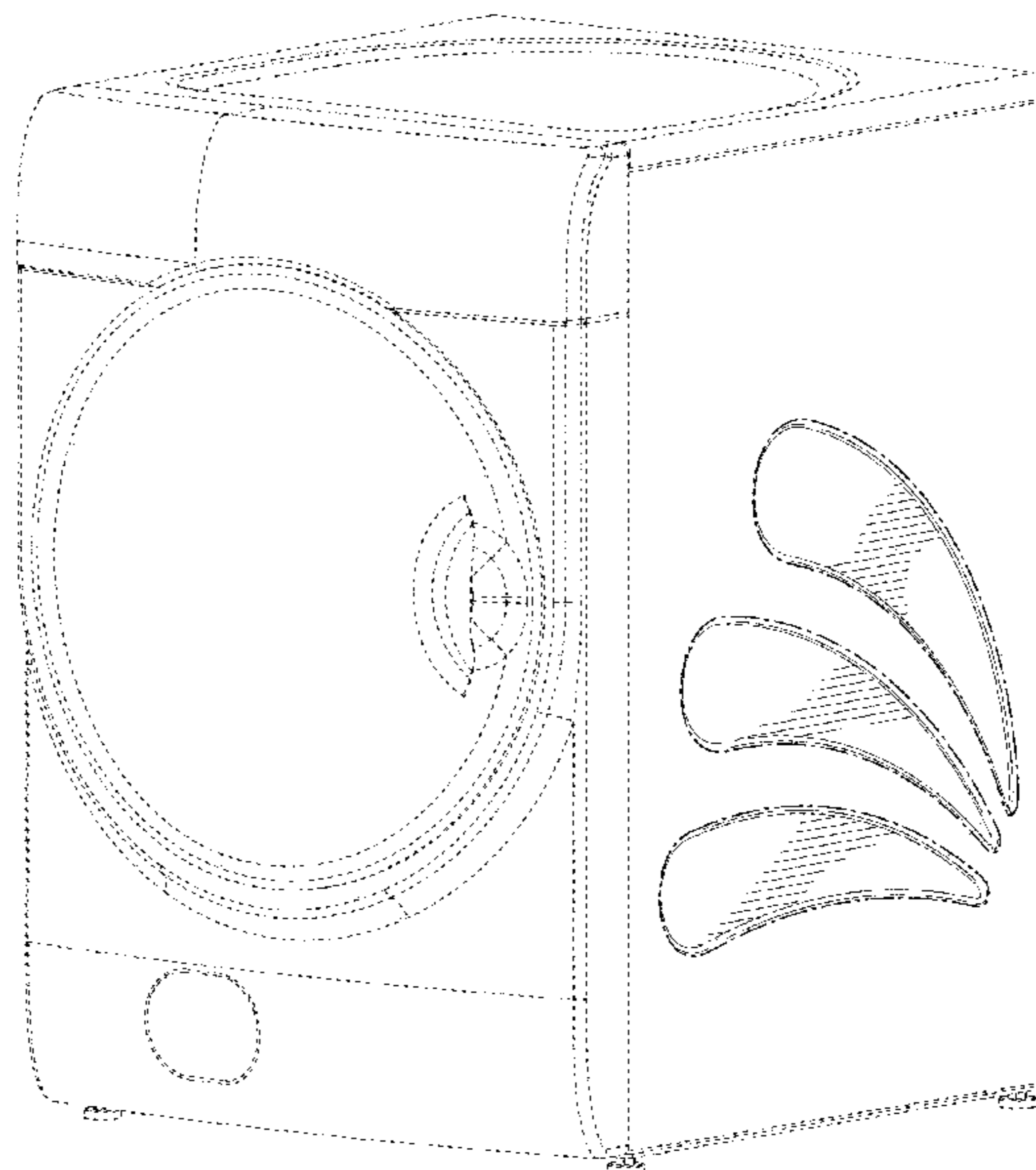
(58) **Field of Classification Search**
USPC D32/1, 5, 6, 8, 10, 11, 25, 28, 29;
D6/349, 352, 559, 560; D3/273, 297,
D3/307

CPC D06F 21/10; D06F 21/02; D06F 21/00;
D06F 21/12; D06F 21/04; D06F 21/06;
D06F 21/08; D06F 23/02; D06F 23/06;
D06F 23/028; D06F 23/04; D06F 23/065

See application file for complete search history.

FIG. 1 is a perspective view of a washing machine;
FIG. 2 is a front elevation view thereof;
FIG. 3 is a rear elevation view thereof;
FIG. 4 is a right side elevation view thereof;
FIG. 5 is a left side elevation view thereof;
FIG. 6 is a top plan view thereof; and,
FIG. 7 is a bottom plan view thereof.
The broken lines represent unclaimed features of the washing machine that form no part of the claimed design. The long dash-short dash lines indicate surface boundaries of the claimed design.

1 Claim, 7 Drawing Sheets



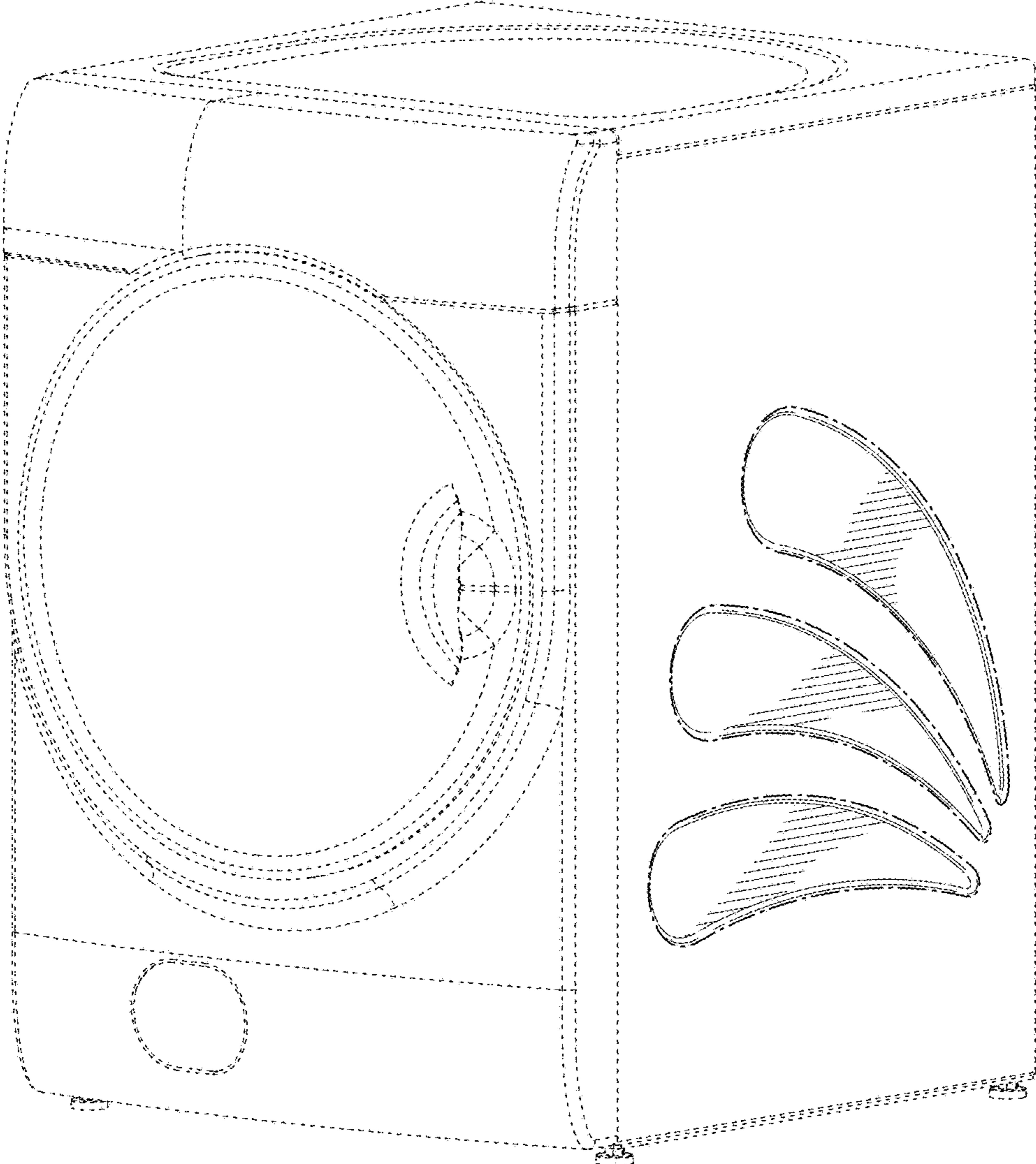


FIG. 1

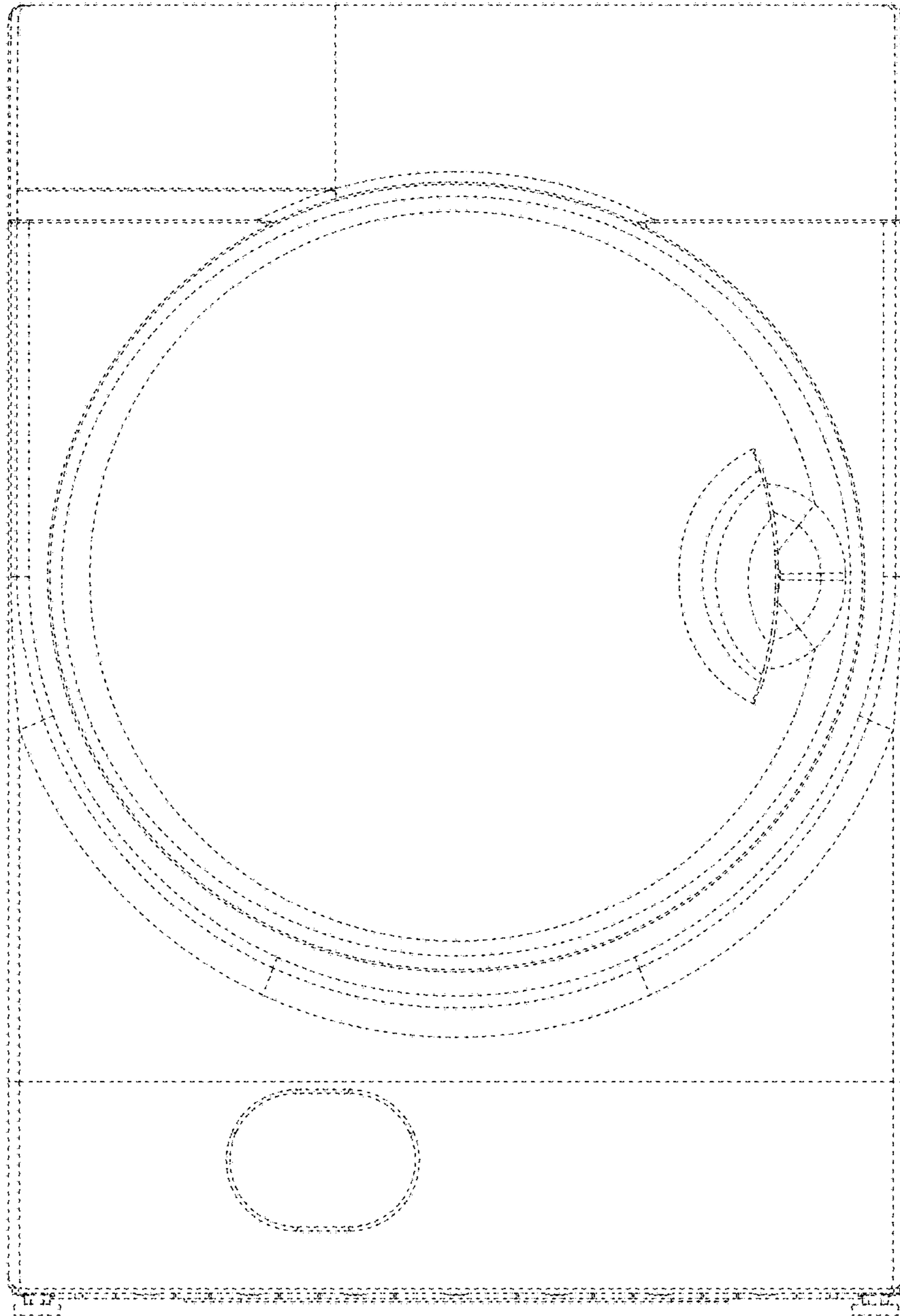


FIG. 2

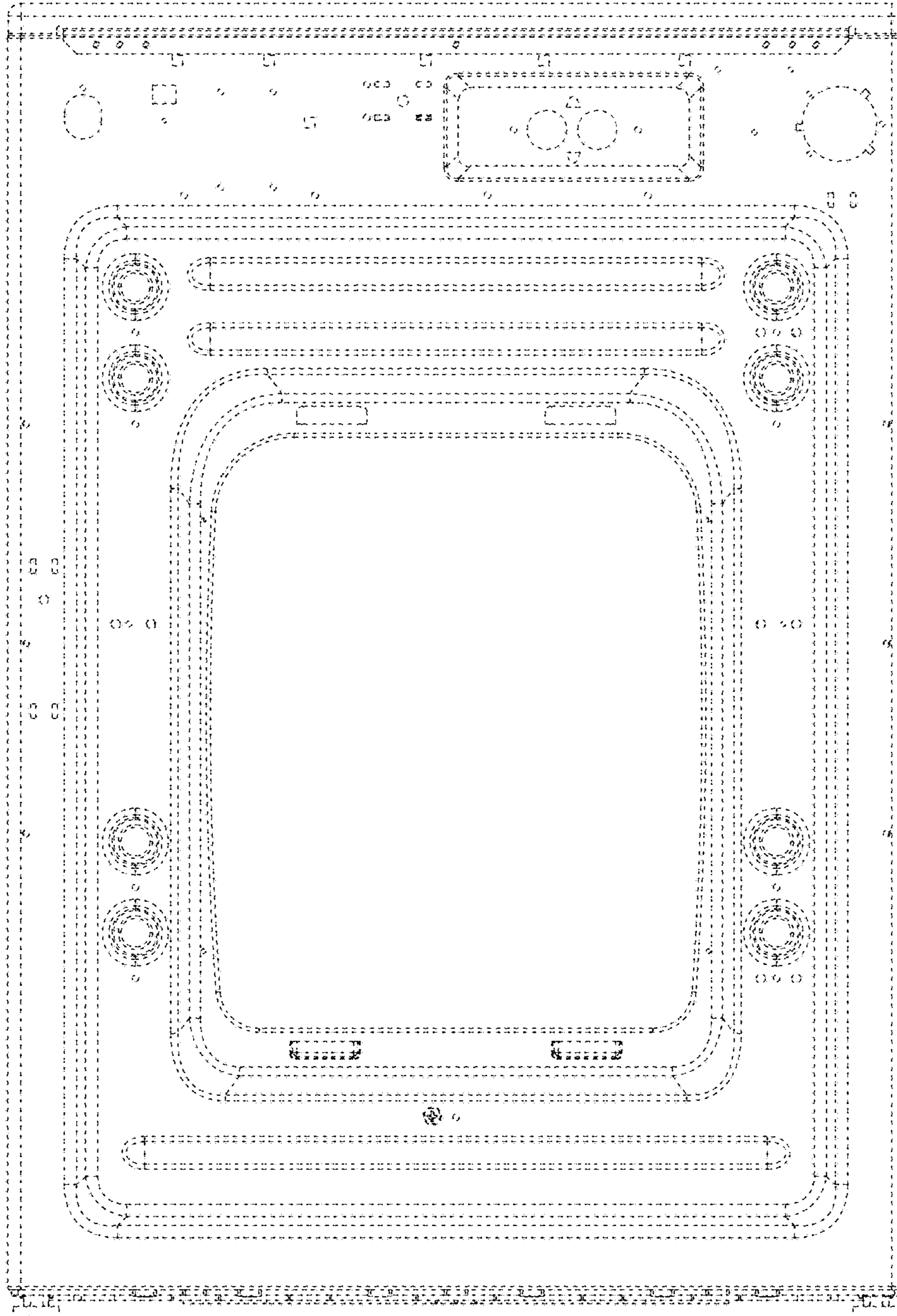


FIG. 3




FIG. 4

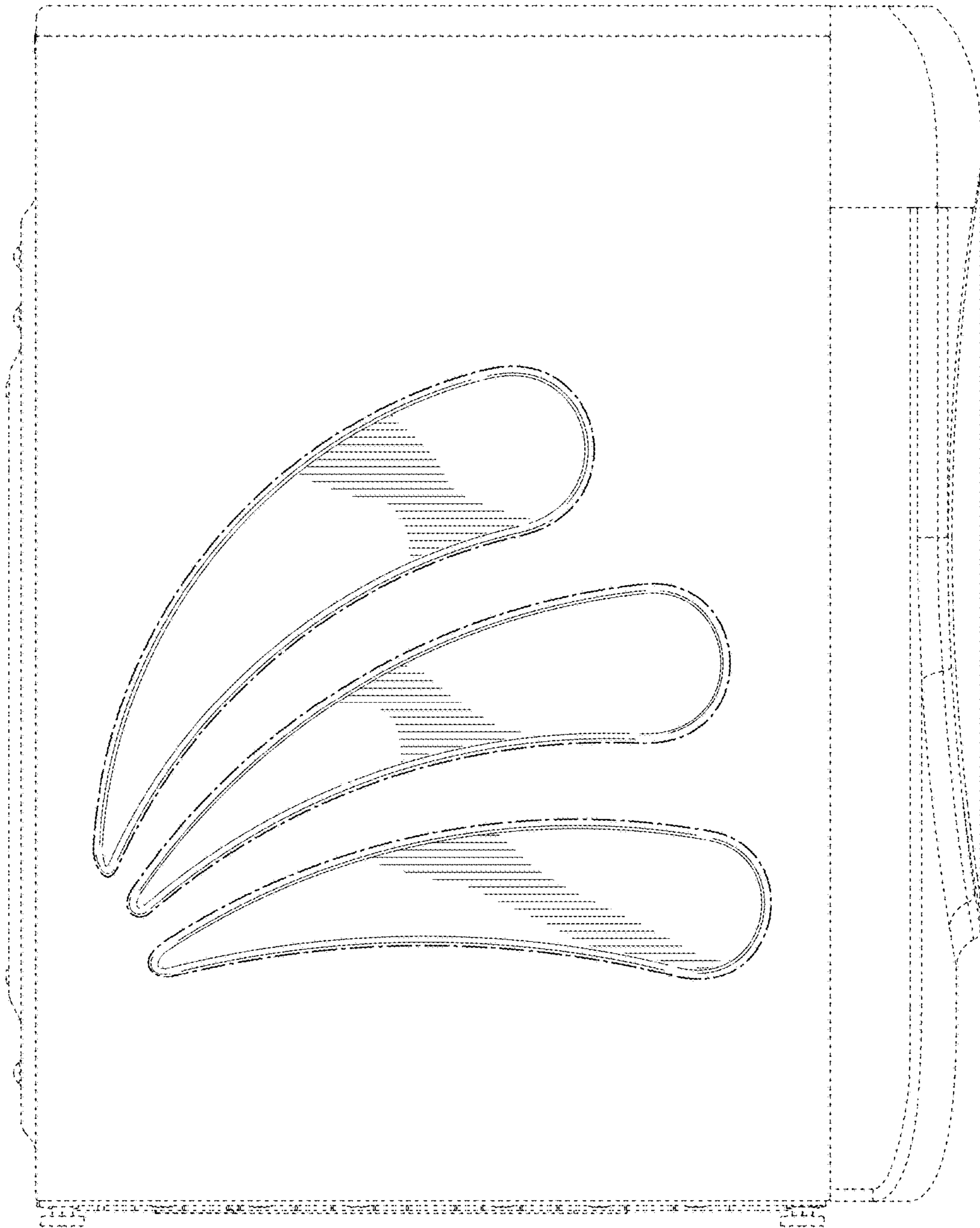


FIG. 5




FIG. 6

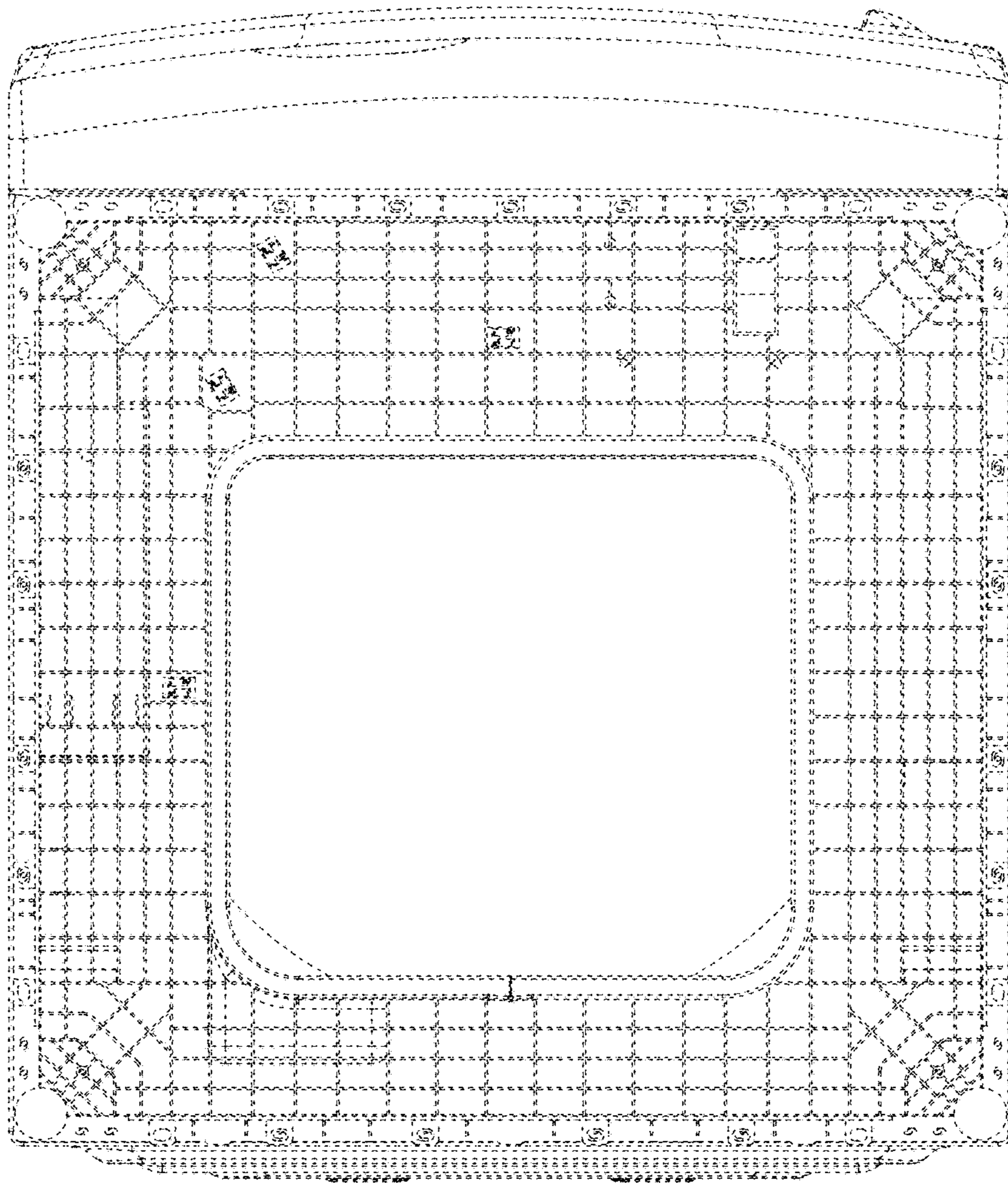


FIG. 7