



US00D853648S

(12) **United States Design Patent** (10) **Patent No.:** **US D853,648 S**
Boulanger et al. (45) **Date of Patent:** **** Jul. 9, 2019**

(54) **HAIR TRIMMER**
(71) Applicant: **KONINKLIJKE PHILIPS N.V.**,
Eindhoven (NL)
(72) Inventors: **Florian Jeremy Fabrice Boulanger**,
Eindhoven (NL); **Peter Jonathan Smith**,
Eindhoven (NL)
(73) Assignee: **KONINKLIJKE PHILIPS N.V.**,
Eindhoven (NL)
(**) Term: **15 Years**
(21) Appl. No.: **29/629,163**
(22) Filed: **Dec. 12, 2017**

D405,924 S *	2/1999	Lebherz	D28/53
D436,229 S *	1/2001	Eguchi	D28/53
D464,466 S *	10/2002	Rizzuto, Jr.	D28/53
D470,272 S *	2/2003	Fong	D28/53
D493,573 S *	7/2004	Graf	D28/53
D538,476 S *	3/2007	Laube	D28/54
D586,955 S *	2/2009	Eigenstetter	D28/53
D600,409 S *	9/2009	Klein	D28/53
D604,907 S *	11/2009	Emminger	D28/53
D652,170 S *	1/2012	Snow	D28/54
D674,556 S *	1/2013	Weinberg	D28/53
D675,781 S *	2/2013	Whittaker	D28/53
D696,459 S *	12/2013	Chan	D28/53
D698,085 S *	1/2014	Yoon	D28/53
D721,205 S *	1/2015	Colle	D28/53
D760,437 S *	6/2016	Emminger	D28/53
D784,618 S *	4/2017	Mori	D28/53
D814,702 S *	4/2018	Aulwes	D28/53
D820,521 S *	6/2018	Nitsch	D28/53
D830,633 S *	10/2018	Gamble	D28/53
2009/0199413 A1 *	8/2009	Tautscher	B26B 19/06 30/243

(30) **Foreign Application Priority Data**
Jun. 13, 2017 (EM) 004044501-0004
(51) **LOC (11) Cl.** **28-03**
(52) **U.S. Cl.**
USPC **D28/53**
(58) **Field of Classification Search**
USPC D28/49-54
CPC B26B 19/00-08; B26B 19/10-107; B26B
19/20-205; B26B 19/38-3833; B26B
19/3853-3866; B26B 19/3886
See application file for complete search history.

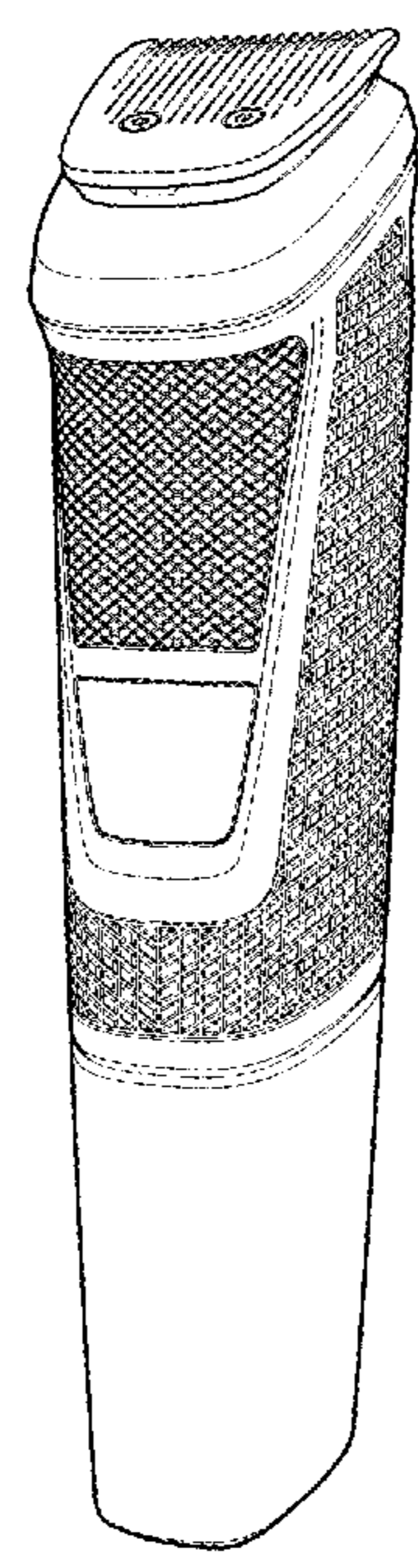
(56) **References Cited**
U.S. PATENT DOCUMENTS
D310,734 S * 9/1990 Gallanis D28/53
D403,468 S * 12/1998 Smith D28/53

* cited by examiner
Primary Examiner — Jennifer Rivard

(57) **CLAIM**
The ornamental design for a hair trimmer, as shown.

DESCRIPTION
FIG. 1 is a perspective view showing my design;
FIG. 2 is a front elevational view thereof;
FIG. 3 is a rear elevational view thereof;
FIG. 4 is a right side elevational view thereof;
FIG. 5 is a left side elevational view thereof;
FIG. 6 is a top plan view thereof; and,
FIG. 7 is a bottom plan view thereof.

1 Claim, 4 Drawing Sheets



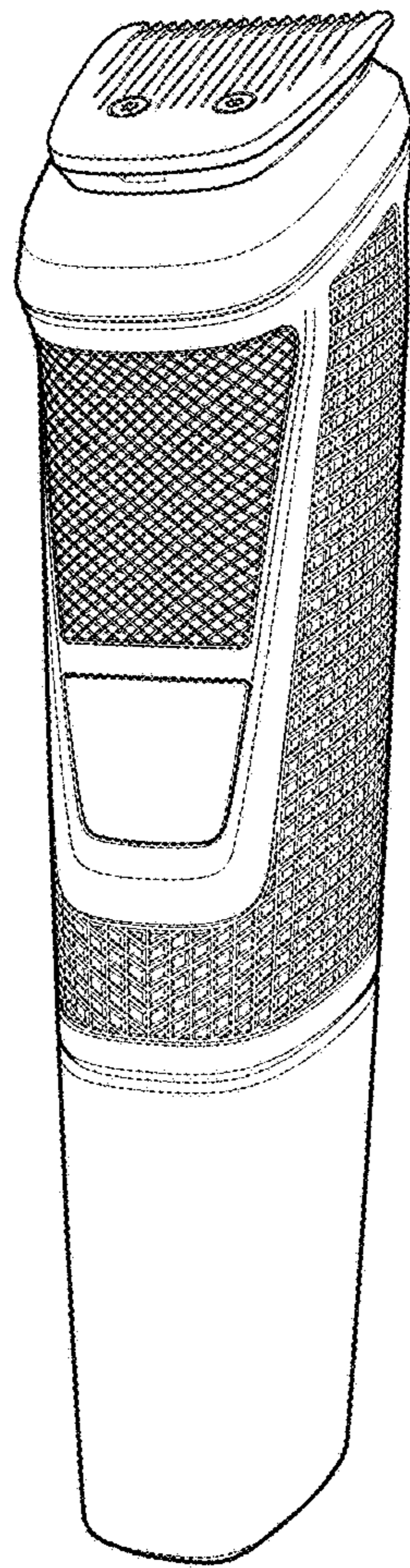


FIG. 1

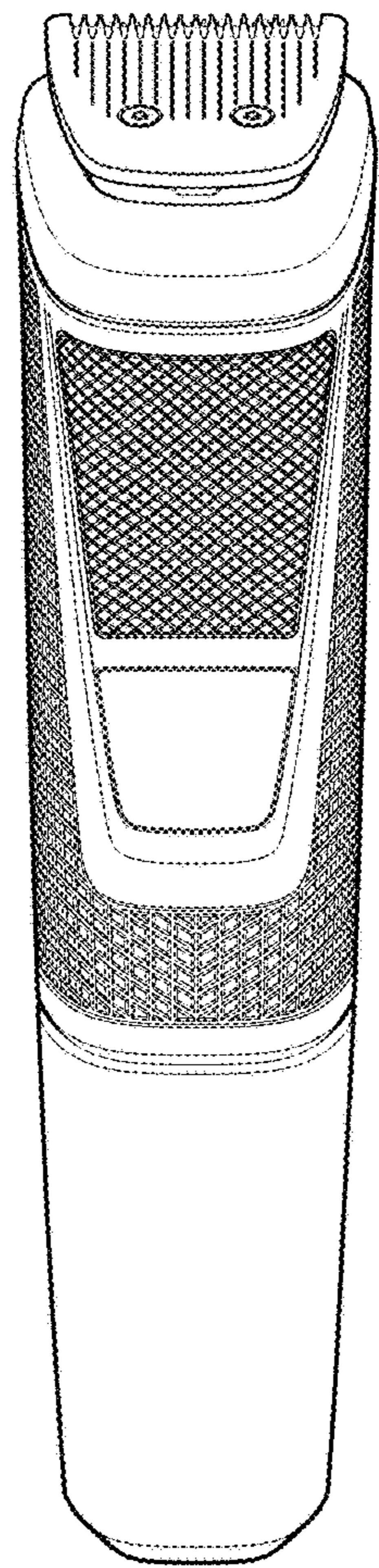


FIG. 2

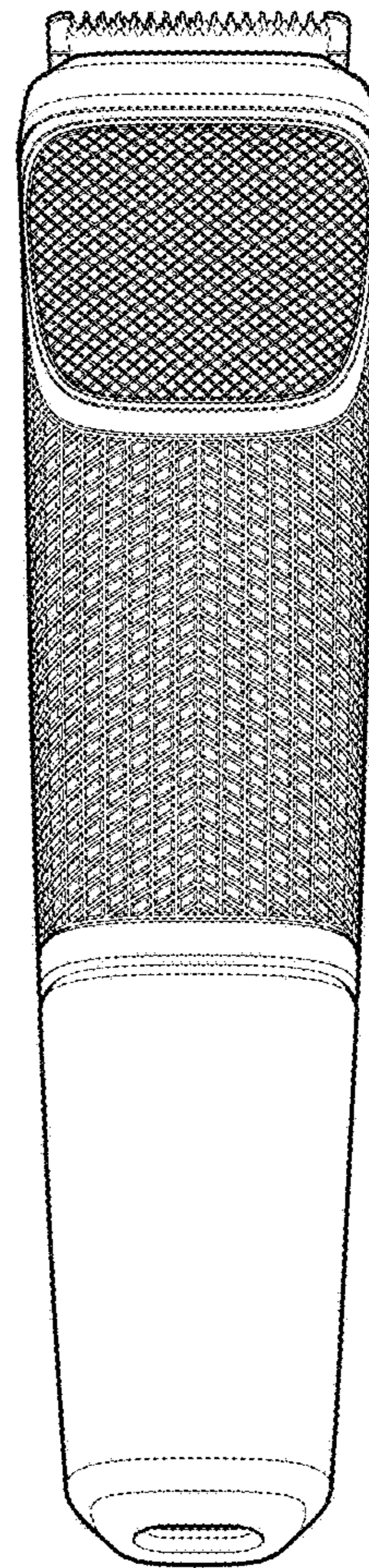


FIG. 3

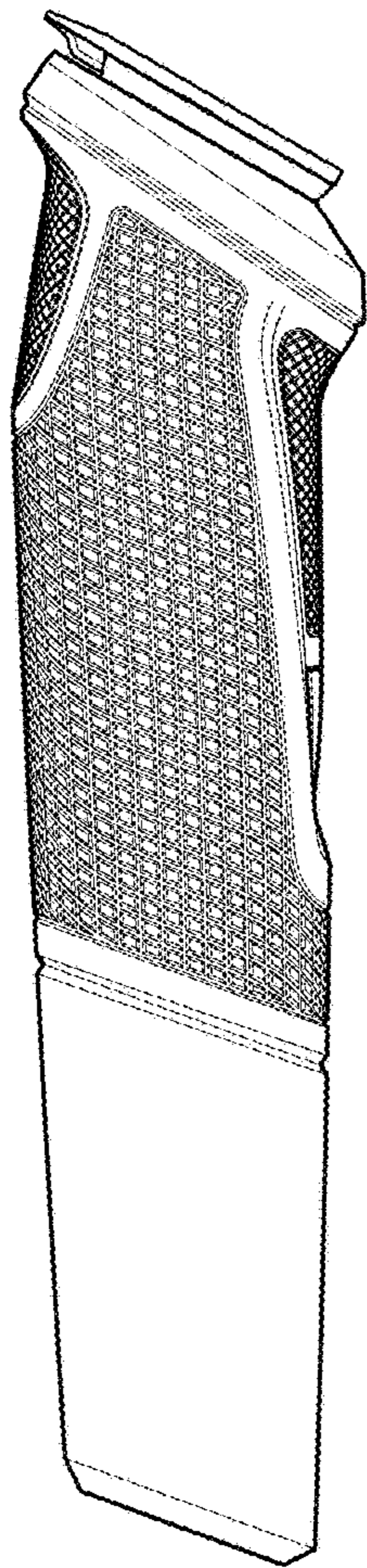


FIG. 4

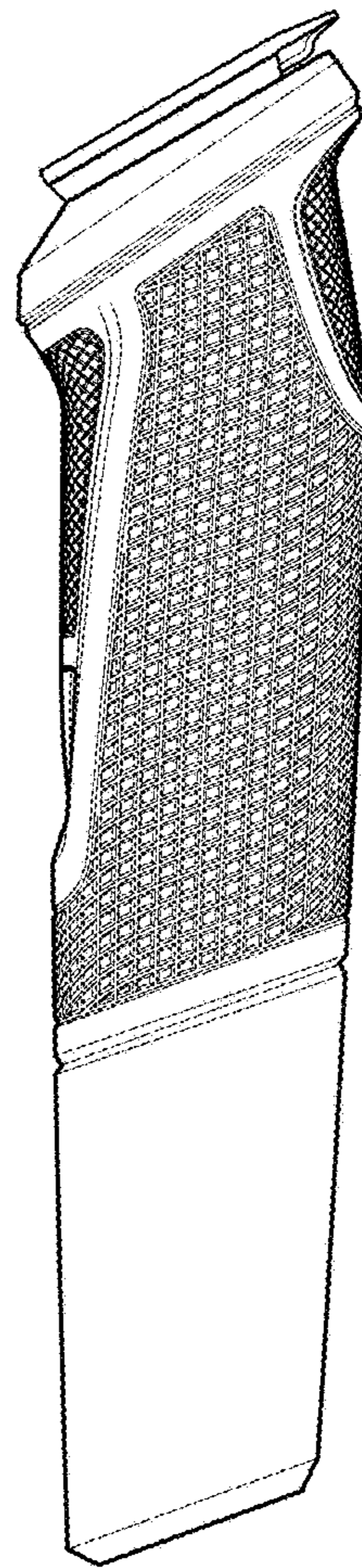


FIG. 5

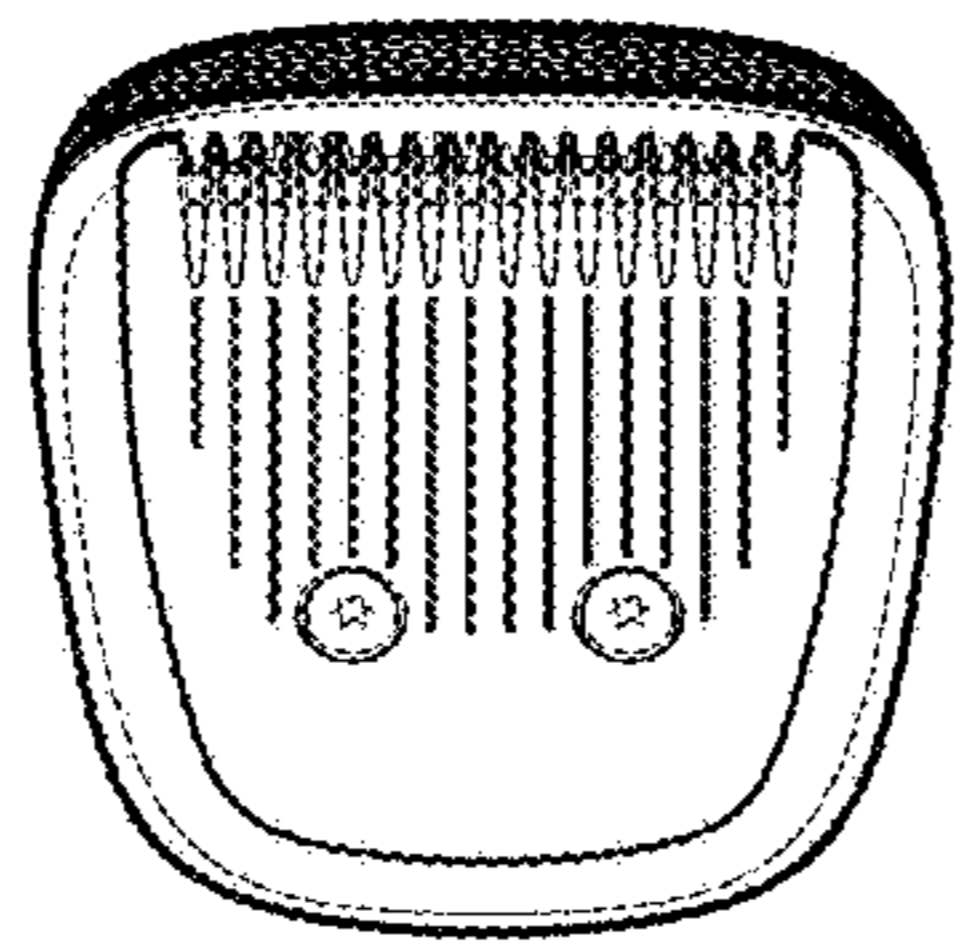


FIG. 6

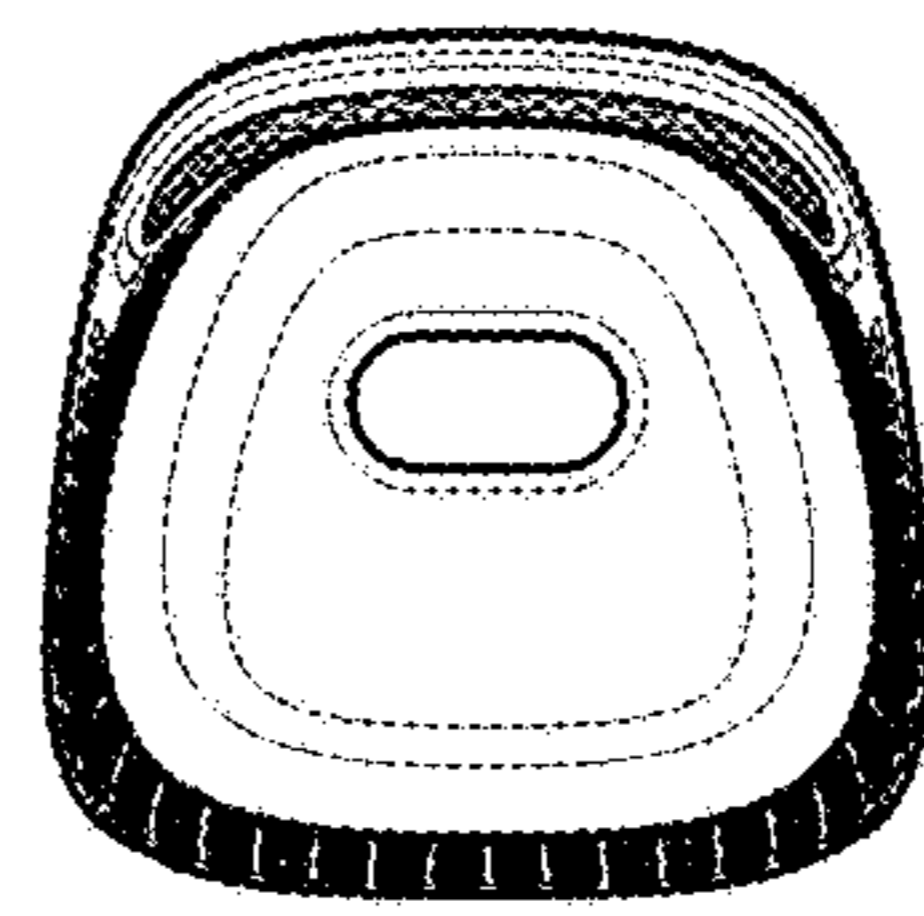


FIG. 7