



US00D853647S

(12) **United States Design Patent**  
**Boulangier**

(10) **Patent No.:** **US D853,647 S**  
(45) **Date of Patent:** **\*\* Jul. 9, 2019**

- (54) **HAIR TRIMMER**
- (71) Applicant: **KONINKLIJKE PHILIPS N.V.**,  
Eindhoven (NL)
- (72) Inventor: **Florian Jeremy Fabrice Boulangier**,  
Eindhoven (NL)
- (73) Assignee: **KONINKLIJKE PHILIPS N.V.**,  
Eindhoven (NL)
- (\*\*) Term: **15 Years**
- (21) Appl. No.: **29/629,160**
- (22) Filed: **Dec. 12, 2017**
- (30) **Foreign Application Priority Data**

D436,229 S *	1/2001	Eguchi .....	D28/53
D464,466 S *	10/2002	Rizzuto, Jr. ....	D28/53
D470,272 S *	2/2003	Fong .....	D28/53
D493,573 S *	7/2004	Graf .....	D28/53
D538,476 S *	3/2007	Laube .....	D28/54
D586,955 S *	2/2009	Eigenstetter .....	D28/53
D600,409 S *	9/2009	Klein .....	D28/53
D604,907 S *	11/2009	Emminger .....	D28/53
D652,170 S *	1/2012	Snow .....	D28/54
D674,556 S *	1/2013	Weinberg .....	D28/53
D675,781 S *	2/2013	Whittaker .....	D28/53
D696,459 S *	12/2013	Chan .....	D28/53
D698,085 S *	1/2014	Yoon .....	D28/53
D721,205 S *	1/2015	Colle .....	D28/53
D760,437 S *	6/2016	Emminger .....	D28/53
D784,618 S *	4/2017	Mori .....	D28/53
D814,702 S *	4/2018	Aulwes .....	D28/53
D820,521 S *	6/2018	Nitsch .....	D28/53
D830,633 S *	10/2018	Gamble .....	D28/53
2009/0199413 A1 *	8/2009	Tautscher .....	B26B 19/06 30/243

- Jun. 13, 2017 (EM) ..... 004044501-0003
- (51) **LOC (11) Cl.** ..... **28-03**
- (52) **U.S. Cl.**  
USPC ..... **D28/53**
- (58) **Field of Classification Search**  
USPC ..... D28/49-54  
CPC ..... B26B 19/00-08; B26B 19/10-107; B26B  
19/20-205; B26B 19/38-3833; B26B  
19/3853-3866; B26B 19/3886  
See application file for complete search history.

\* cited by examiner

Primary Examiner — Jennifer Rivard

- (56) **References Cited**  
U.S. PATENT DOCUMENTS  
D310,734 S \* 9/1990 Gallanis ..... D28/53  
D403,468 S \* 12/1998 Smith ..... D28/53  
D405,924 S \* 2/1999 Lebherz ..... D28/53

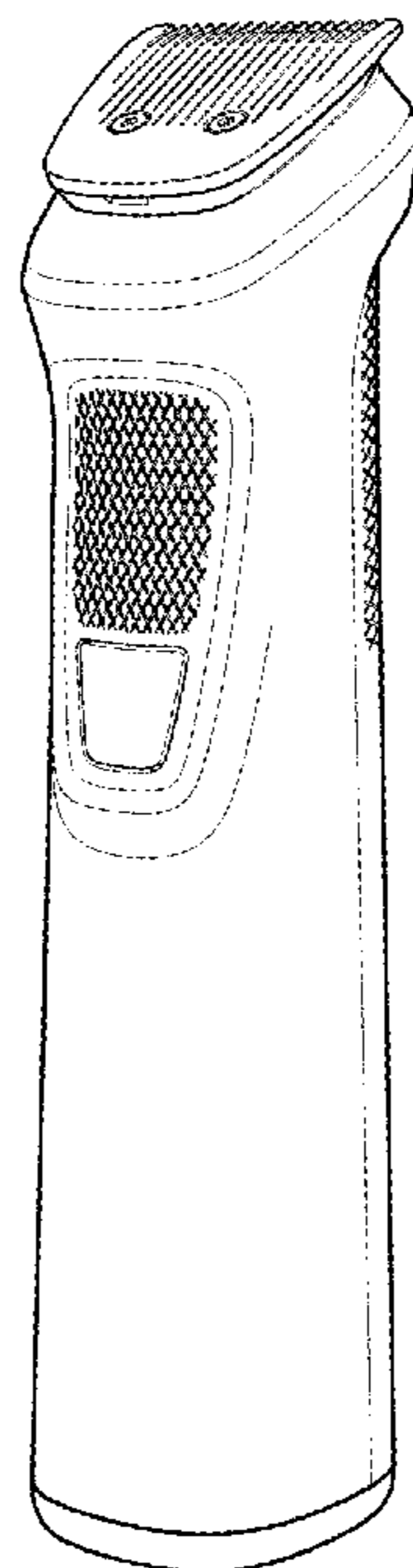
(57) **CLAIM**

The ornamental design for a hair trimmer, as shown.

**DESCRIPTION**

FIG. 1 is a perspective view showing my design;  
FIG. 2 is a front elevational view thereof;  
FIG. 3 is a rear elevational view thereof;  
FIG. 4 is a right side elevational view thereof;  
FIG. 5 is a left side elevational view thereof;  
FIG. 6 is a top plan view thereof; and,  
FIG. 7 is a bottom plan view thereof.

**1 Claim, 4 Drawing Sheets**



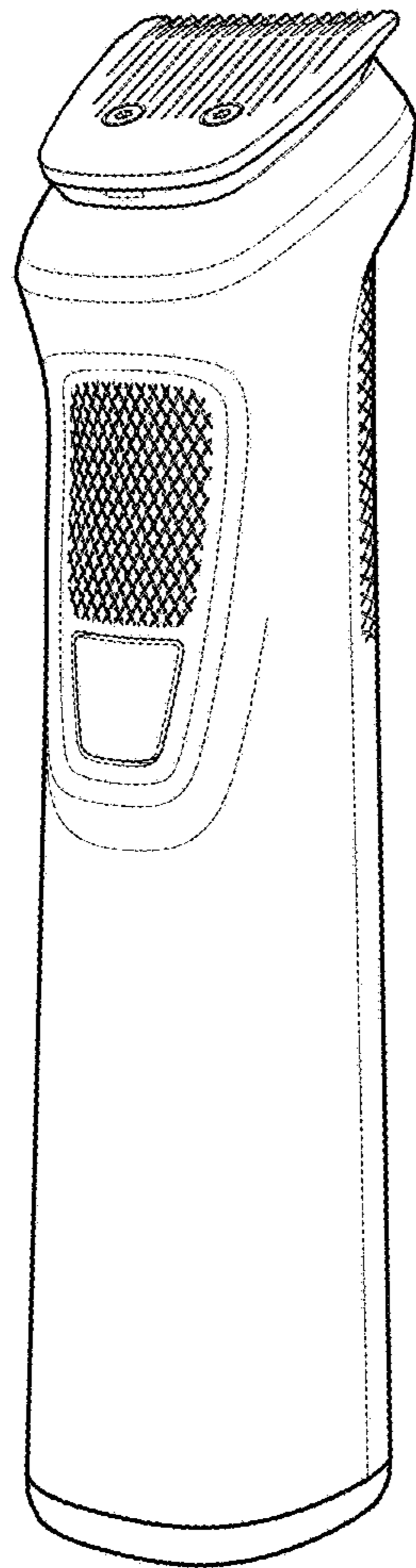


FIG. 1

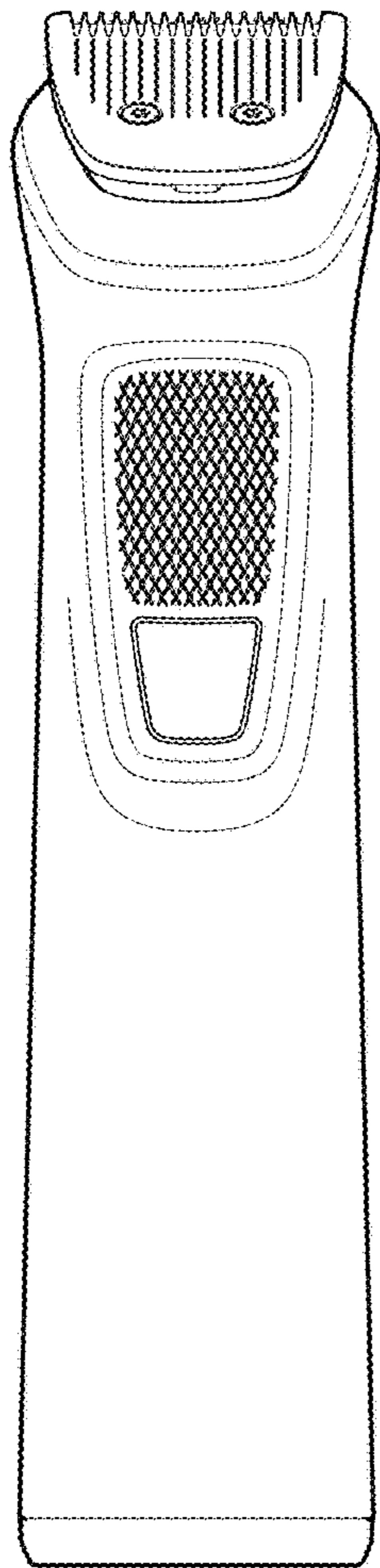


FIG. 2




FIG. 3

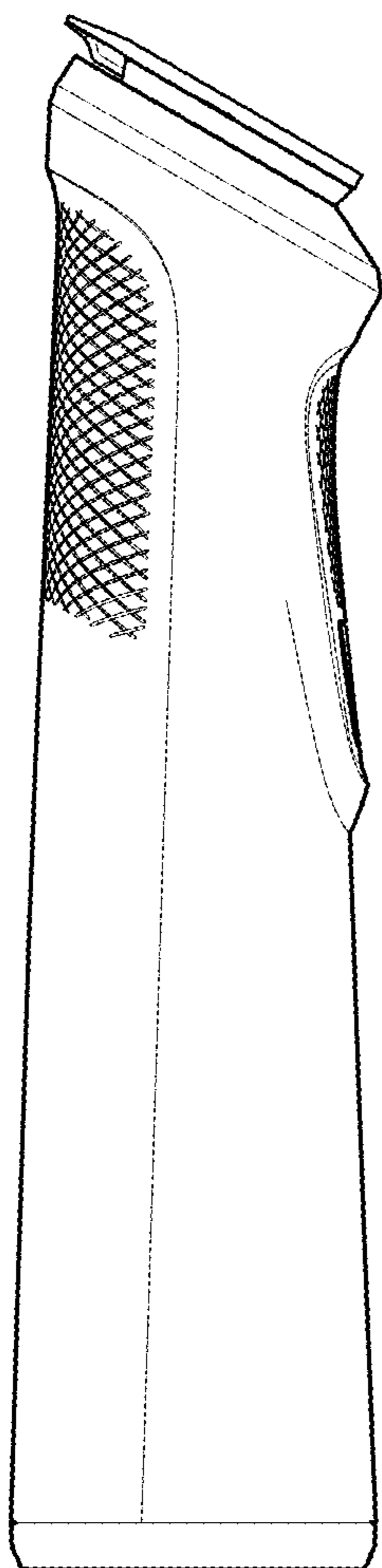


FIG. 4

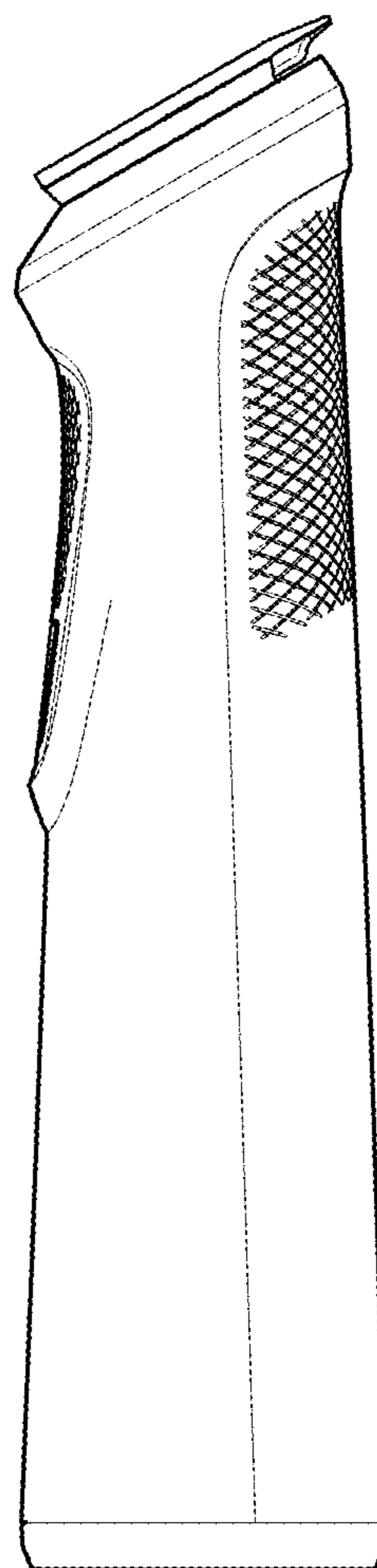


FIG. 5

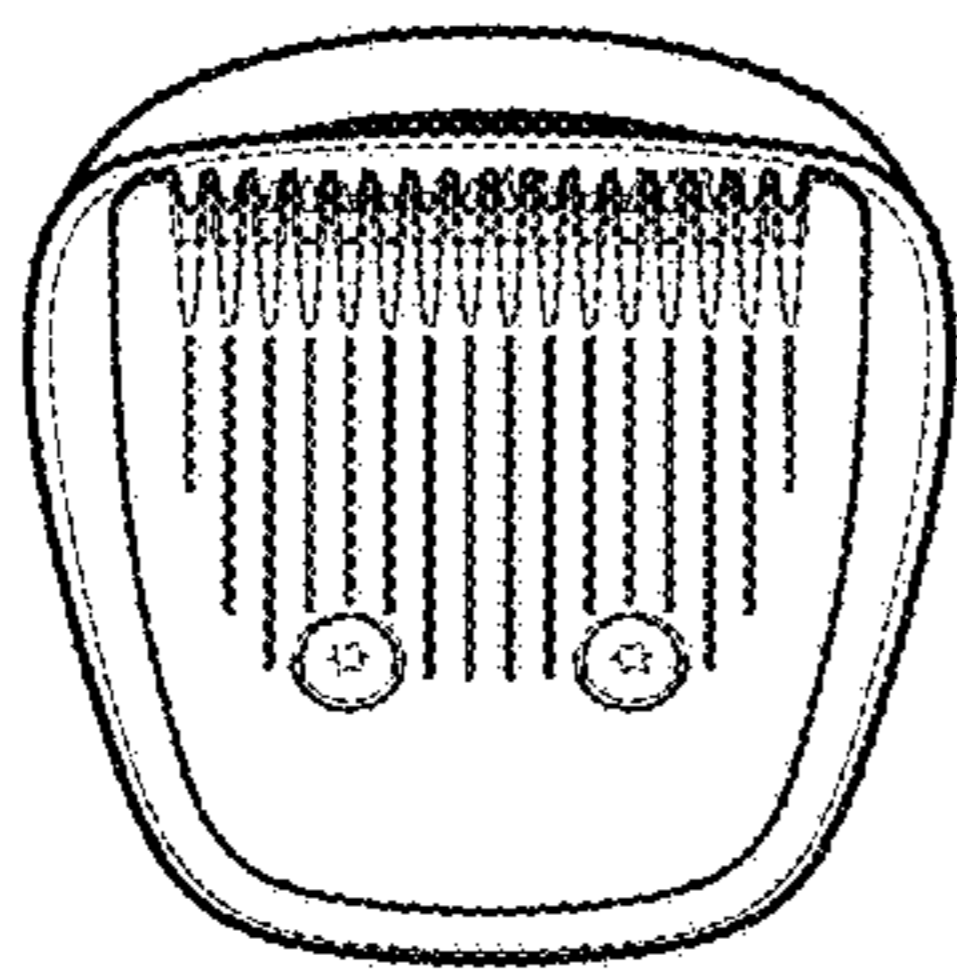


FIG. 6

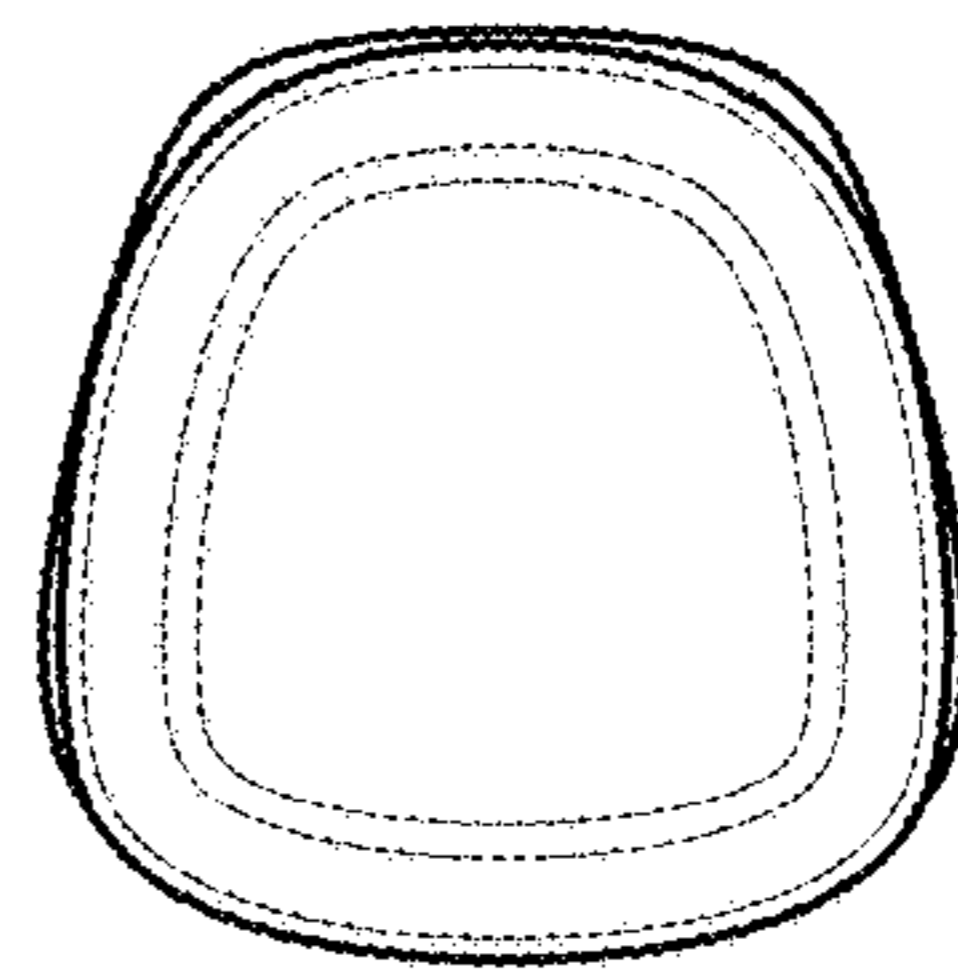


FIG. 7