



US00D853608S

(12) **United States Design Patent** (10) **Patent No.:** **US D853,608 S**  
**Yuan** (45) **Date of Patent:** **\*\* Jul. 9, 2019**

(54) **WORK LIGHT**

(71) Applicant: **NINGBO AUMA ELECTRIC TECHNOLOGY CO., LTD.**, Yuyao, Zhejiang Province (CN)

(72) Inventor: **Wei-Wu Yuan**, Yuyao (CN)

(73) Assignee: **NINGBO AUMA ELECTRIC TECHNOLOGY CO., LTD.**, Yuyao (CN)

(\*\*) Term: **15 Years**

(21) Appl. No.: **29/571,973**

(22) Filed: **Jul. 22, 2016**

(51) **LOC (11) Cl.** ..... **26-02**

(52) **U.S. Cl.**  
USPC ..... **D26/37**

(58) **Field of Classification Search**  
USPC ..... D26/37-51  
CPC ..... F21L 2003/00; F21L 4/00; F21L 4/005;  
F21L 4/02; F21L 4/025; F21L 4/027;  
F21L 4/04; F21L 4/08; F21L 2005/00;  
F21L 7/00; F21L 11/00; F21L 13/00;  
F21L 13/04; F21L 13/08; F21L 14/02;  
F21L 17/00; F21L 19/00

See application file for complete search history.

(56) **References Cited**

**U.S. PATENT DOCUMENTS**

D311,067 S \* 10/1990 Chabria ..... D26/46  
D520,164 S \* 5/2006 Brass ..... D26/44

D525,536 S \* 7/2006 Chan ..... D10/2  
D554,781 S \* 11/2007 Shiu ..... D26/37  
D591,881 S \* 5/2009 Crawford ..... D26/37  
D592,339 S \* 5/2009 Crawford ..... D26/37  
D592,930 S \* 5/2009 Cai ..... D26/38  
D684,283 S \* 6/2013 Zhou ..... D26/49  
D704,367 S \* 5/2014 Kingston ..... D26/43  
D760,414 S \* 6/2016 Brown ..... D26/37  
D787,728 S \* 5/2017 Wing ..... D26/37  
D791,379 S \* 7/2017 Koshiba ..... D26/37  
D802,191 S \* 11/2017 Hopkins ..... D26/43

\* cited by examiner

*Primary Examiner* — Lakiya G Rogers

*Assistant Examiner* — Carissa C Fitts

(74) *Attorney, Agent, or Firm* — Gokalp Bayramoglu

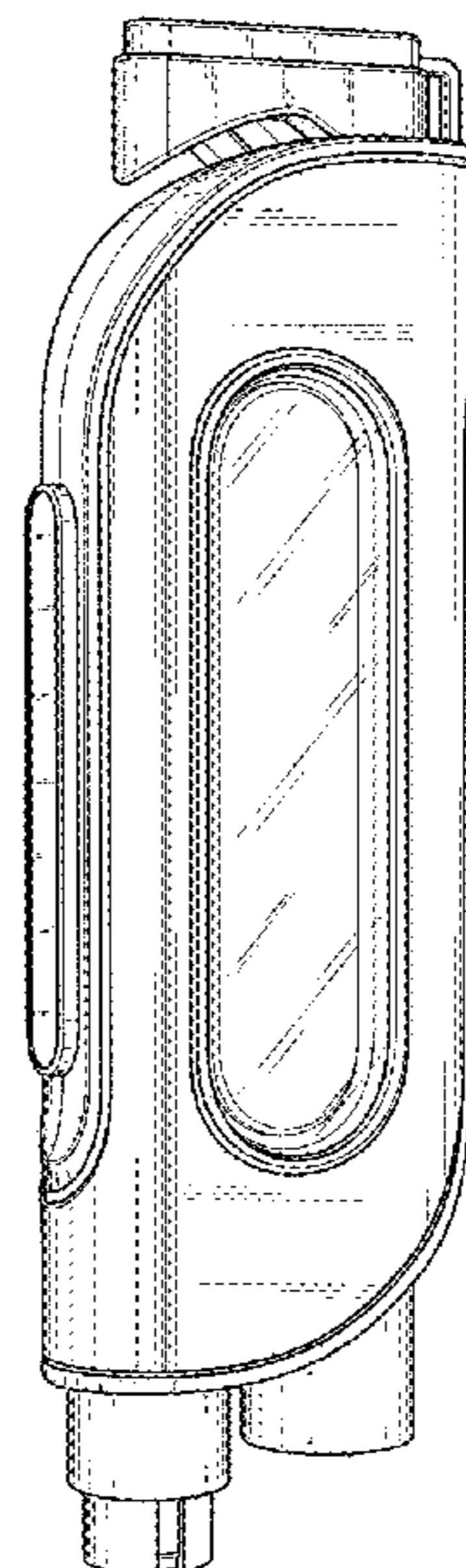
(57) **CLAIM**

The ornamental design for a work light, as shown and described.

**DESCRIPTION**

FIG. 1 is a first perspective view of the work light, showing my new design;  
FIG. 2 is a second perspective view thereof;  
FIG. 3 is a front elevational view thereof;  
FIG. 4 is a rear elevational view thereof;  
FIG. 5 is a left side elevational view thereof;  
FIG. 6 is a right side elevational view thereof;  
FIG. 7 is a top elevational view thereof; and,  
FIG. 8 is a bottom elevational view thereof.  
The broken line show portions of the work light not claimed and form no part of the claimed design.

**1 Claim, 8 Drawing Sheets**



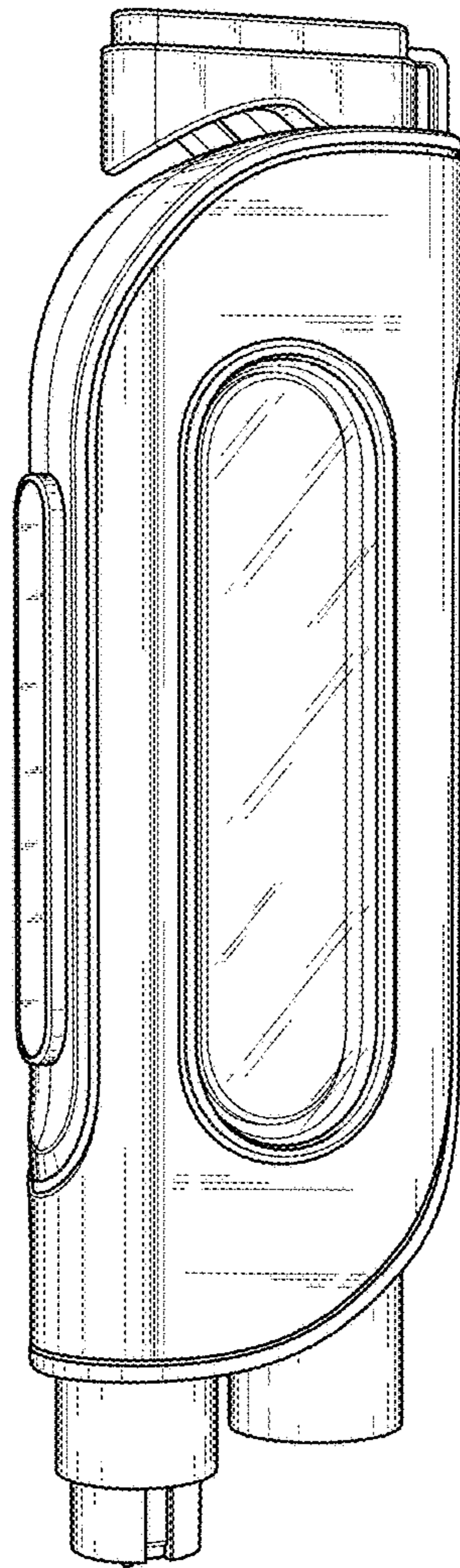


Fig. 1

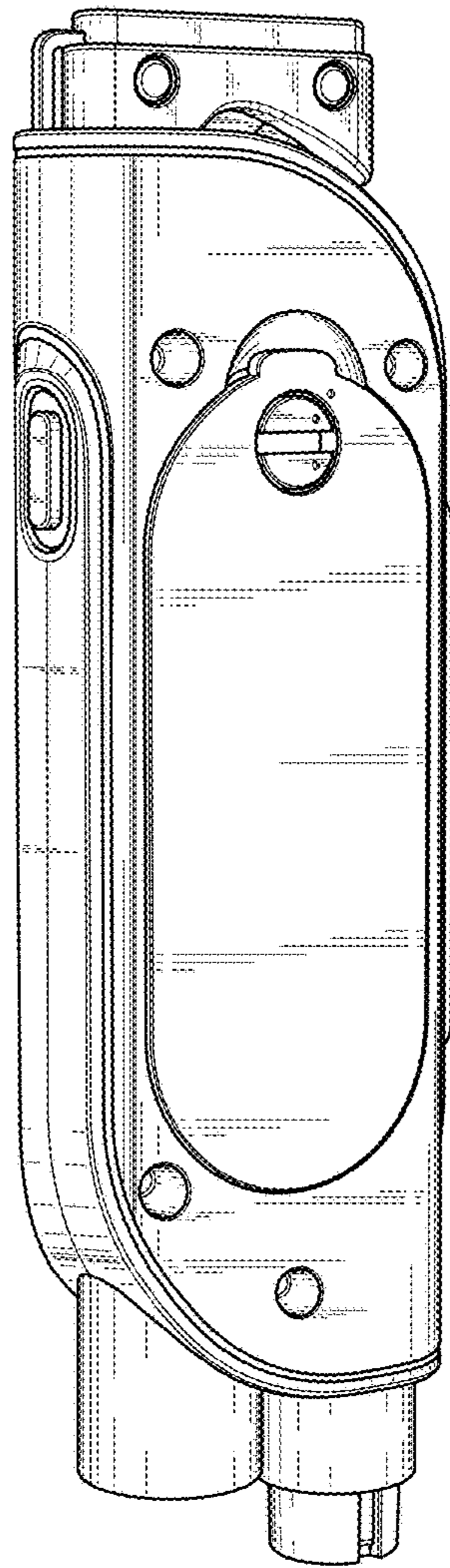


Fig. 2

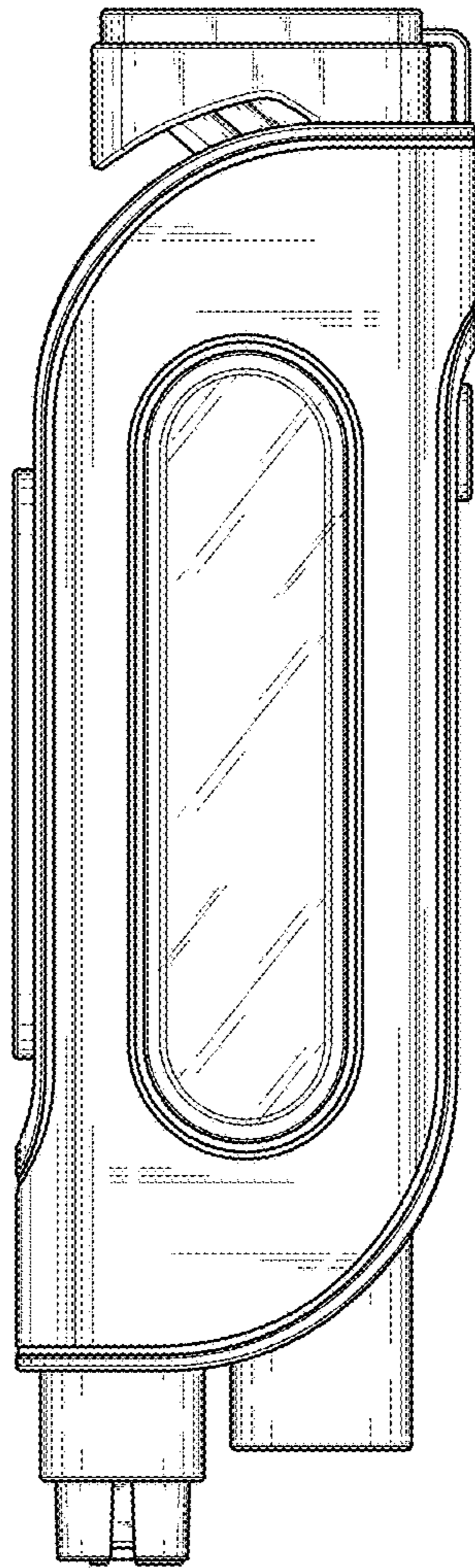


Fig. 3

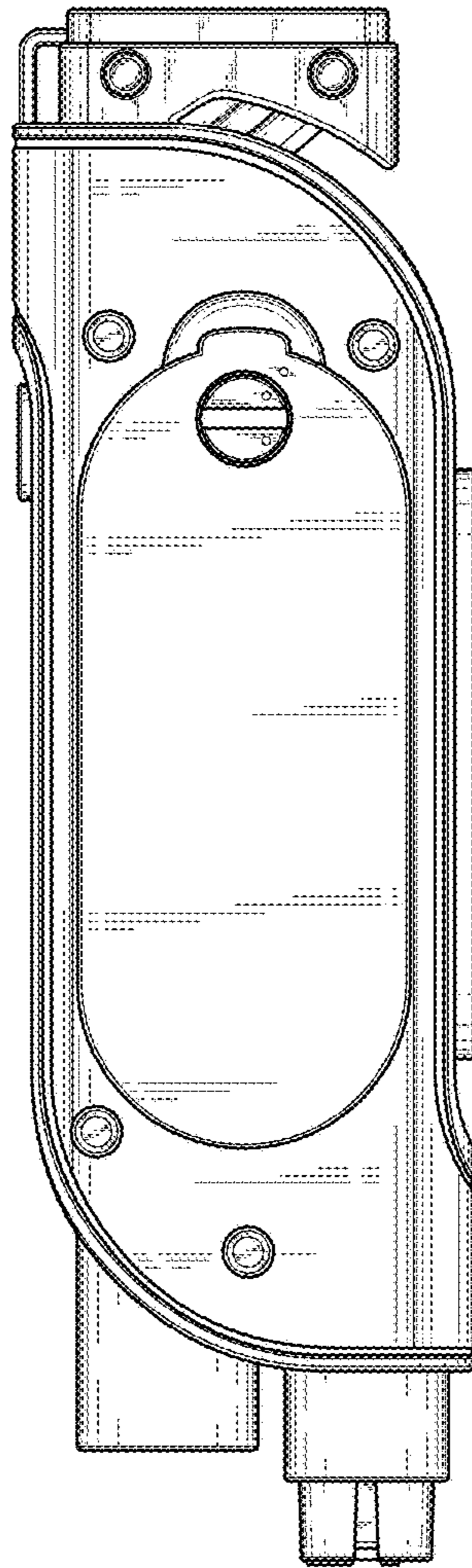


Fig. 4

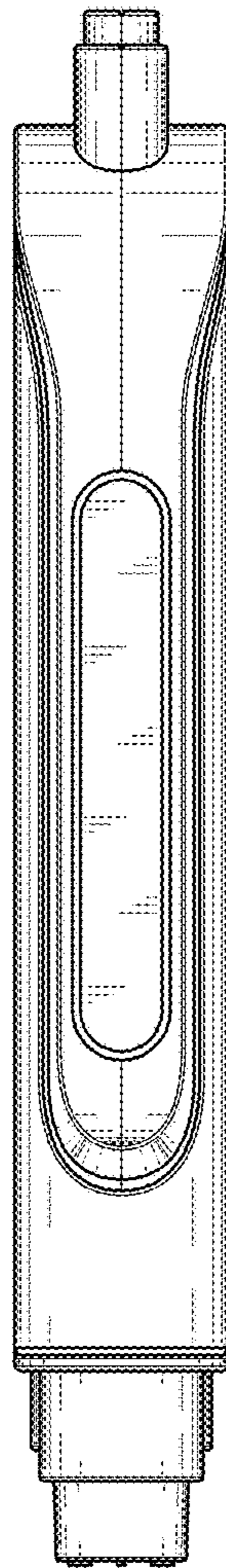


Fig. 5




Fig. 6

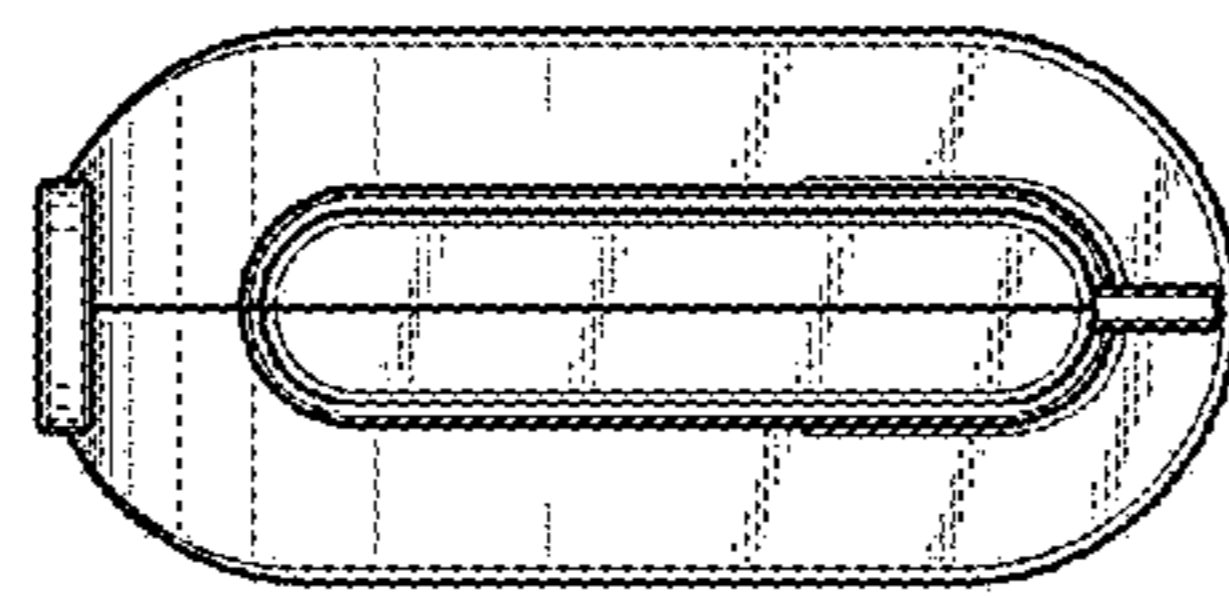


Fig. 7



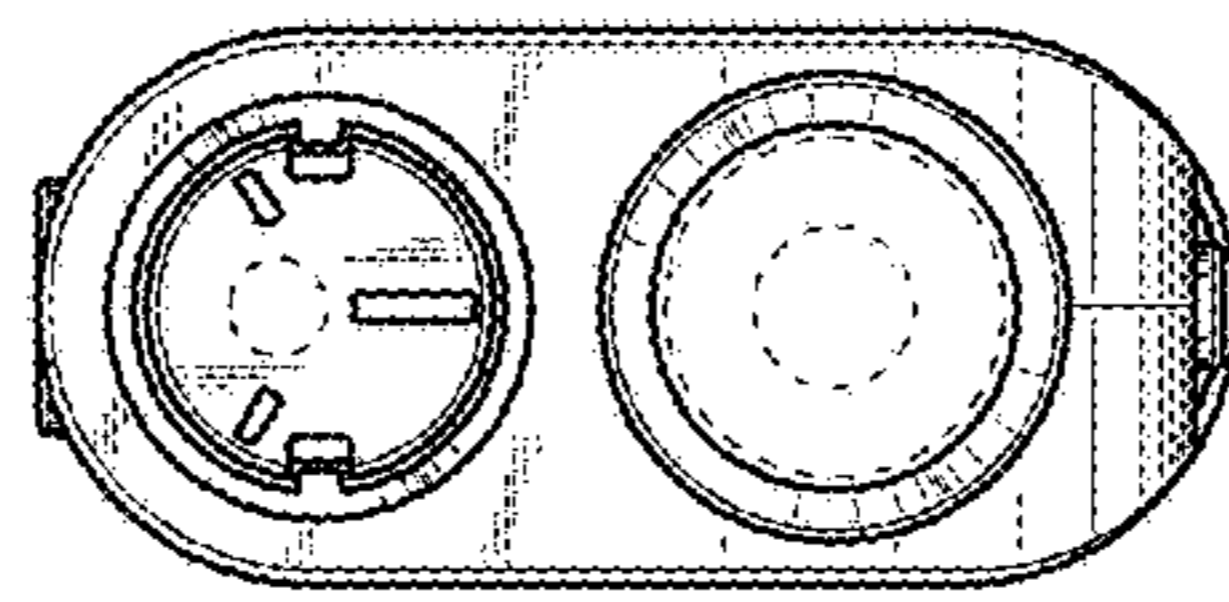


Fig. 8