



US00D853556S

(12) **United States Design Patent** (10) **Patent No.:** **US D853,556 S**
Persson et al. (45) **Date of Patent:** **** Jul. 9, 2019**

(54) **SANITARY ARTICLE**
(71) Applicant: **SCA Hygiene Products AB**, Göteborg (SE)
(72) Inventors: **Cilla Persson**, Nösund (SE); **Anita Haraldsson Hedbratt**, Mölnlycke (SE); **My Erwander**, Göteborg (SE)
(73) Assignee: **Essity Hygiene and Health Aktiebolag**, Göteborg (SE)

D592,743 S 5/2009 Moennig
D594,975 S 6/2009 Desautels et al.
D597,662 S 8/2009 Desautels et al.
D606,653 S 12/2009 Hedbratt et al.
D614,766 S 4/2010 Hernandez
D615,194 S 5/2010 Hedbratt et al.
D664,643 S * 7/2012 Ungers D24/125
D674,483 S 1/2013 Hood et al.
D735,325 S * 7/2015 Hedbratt D24/125
D749,208 S * 2/2016 Hedbratt D24/125
D749,720 S 2/2016 Hedbratt et al.
D754,335 S * 4/2016 Bova D24/125

(Continued)

(**) Term: **15 Years**

OTHER PUBLICATIONS

(21) Appl. No.: **29/589,768**

TENA Intimates Light Ultra Thin Pads Regular <http://www.tena.us/intimates-ultra-thin-light-pads-reg/4650045100,en_US,pd.html#start=1> Sep. 5, 2013 (Year: 2013).*

(22) Filed: **Jan. 4, 2017**

(Continued)

(30) **Foreign Application Priority Data**

Jul. 5, 2016 (EM) 003293372-0003

Primary Examiner — Garth Rademaker

(51) **LOC (11) Cl.** **24-04**

Assistant Examiner — Samantha Q Lawrence

(52) **U.S. Cl.**

(74) *Attorney, Agent, or Firm* — Goodwin Procter LLP

USPC **D24/125**

(58) **Field of Classification Search**

(57) **CLAIM**

USPC D24/124–126; D2/700, 701; 604/347, 604/348, 354, 358–361, 378, 385.01, 604/385.201, 385.22, 385.24, 385.25; D5/21, 25, 29, 35, 37, 39, 53, 59, 60, 61
CPC A61F 13/15; A61F 13/64; A61F 13/476; A61F 13/5611; A61F 13/5633; A61F 13/4704; A61F 13/535; A61F 13/539; A61F 13/47; A61F 13/531

The ornamental design for a sanitary article, as shown and described.

See application file for complete search history.

DESCRIPTION

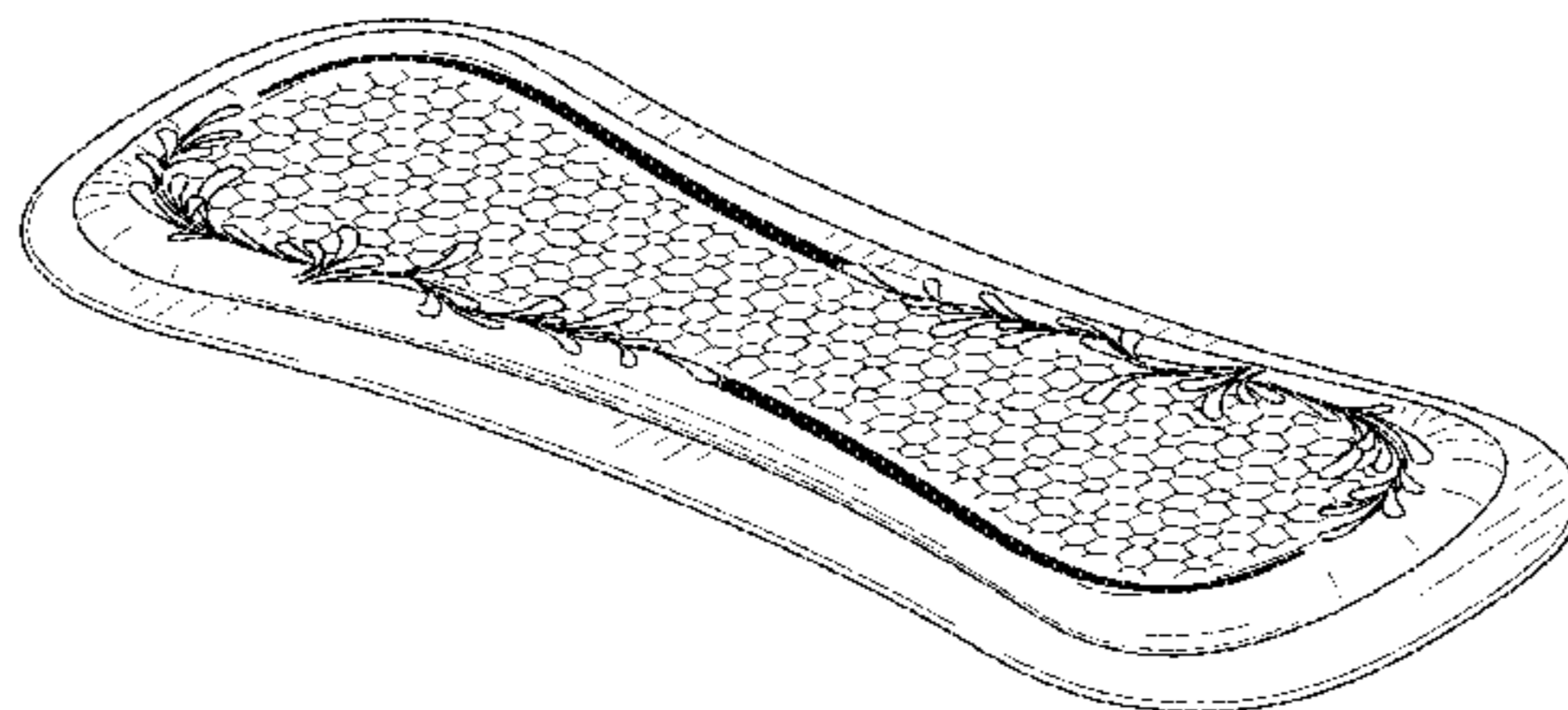
(56) **References Cited**

FIG. 1 is a front, bottom, and left side perspective view of a sanitary article;
FIG. 2 is a front view of the sanitary article of FIG. 1;
FIG. 3 is a back view of the sanitary article of FIG. 1;
FIG. 4 is a right side view of the sanitary article of FIG. 1;
FIG. 5 is a left side view of the sanitary article of FIG. 1;
FIG. 6 is a top view of the sanitary article of FIG. 1;
FIG. 7 is a bottom view of the sanitary article of FIG. 1; and,
FIG. 8 is a back, bottom, and left side perspective view of the sanitary article of FIG. 1.

U.S. PATENT DOCUMENTS

D533,271 S 12/2006 Harsjo
D542,412 S 5/2007 Gubernick et al.
D546,443 S 7/2007 Persson

1 Claim, 4 Drawing Sheets



(56)

References Cited

U.S. PATENT DOCUMENTS

D766,428 S * 9/2016 Gressle D24/125
D782,661 S 3/2017 Latshaw
D782,662 S * 3/2017 Latshaw D24/125
D784,522 S * 4/2017 Brechbuehler D24/125
D787,049 S 5/2017 Lundstrom et al.

OTHER PUBLICATIONS

U.S. Appl. No. 29/589,767, filed Jan. 4, 2017, Surface Pattern Applied to a Sanitary Article.

U.S. Appl. No. 29/650,942, filed Jun. 11, 2018, Surface Pattern Applied to a Sanitary Article.

U.S. Appl. No. 29/650,943, filed Jun. 11, 2018, Surface Pattern Applied to a Sanitary Article.

* cited by examiner

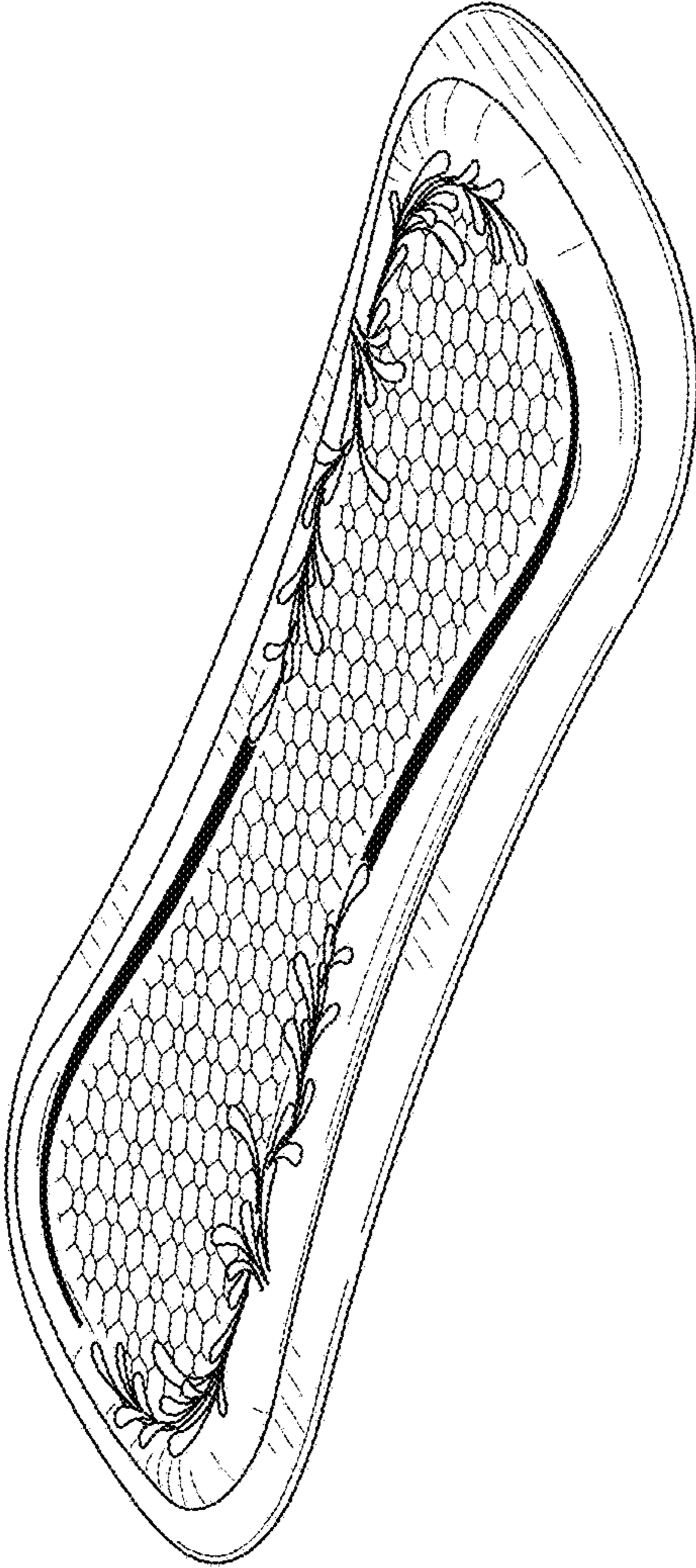


FIG. 1

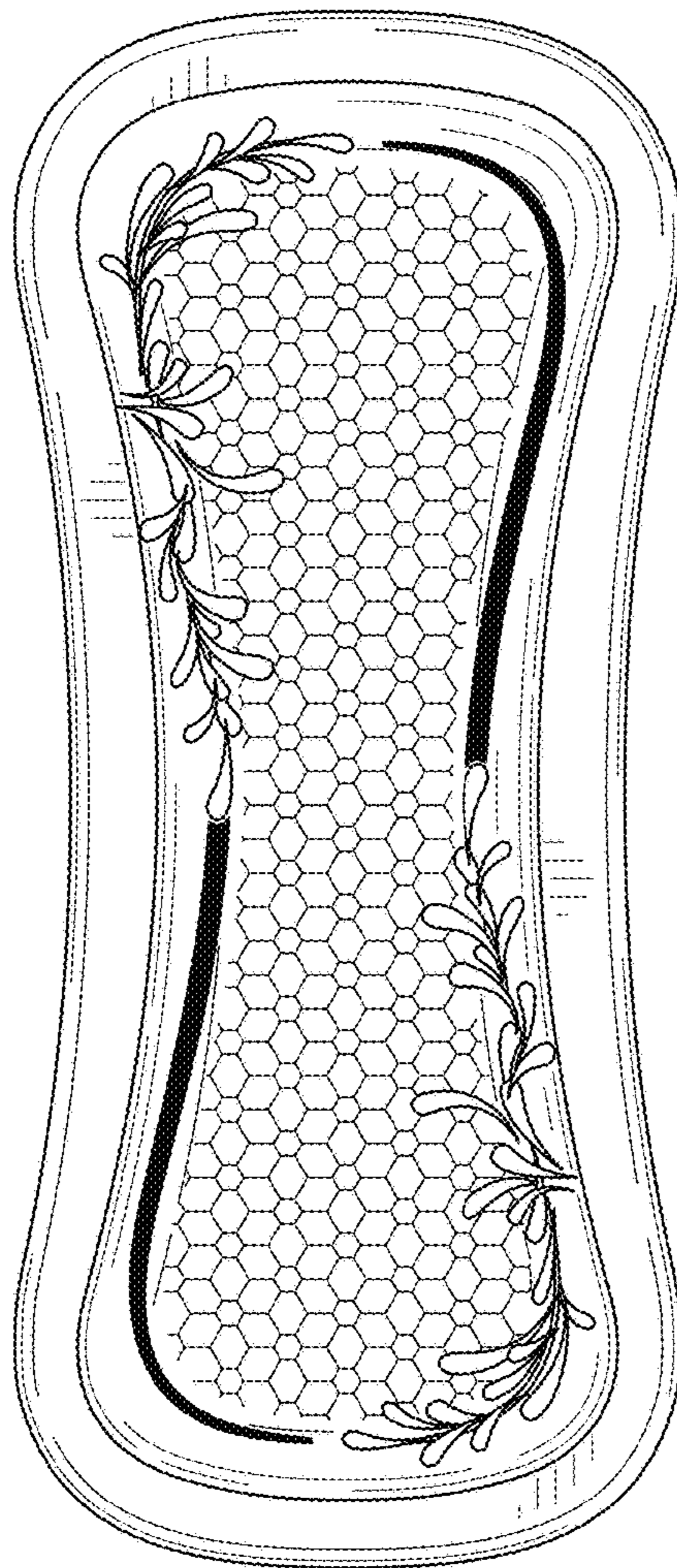


FIG. 2

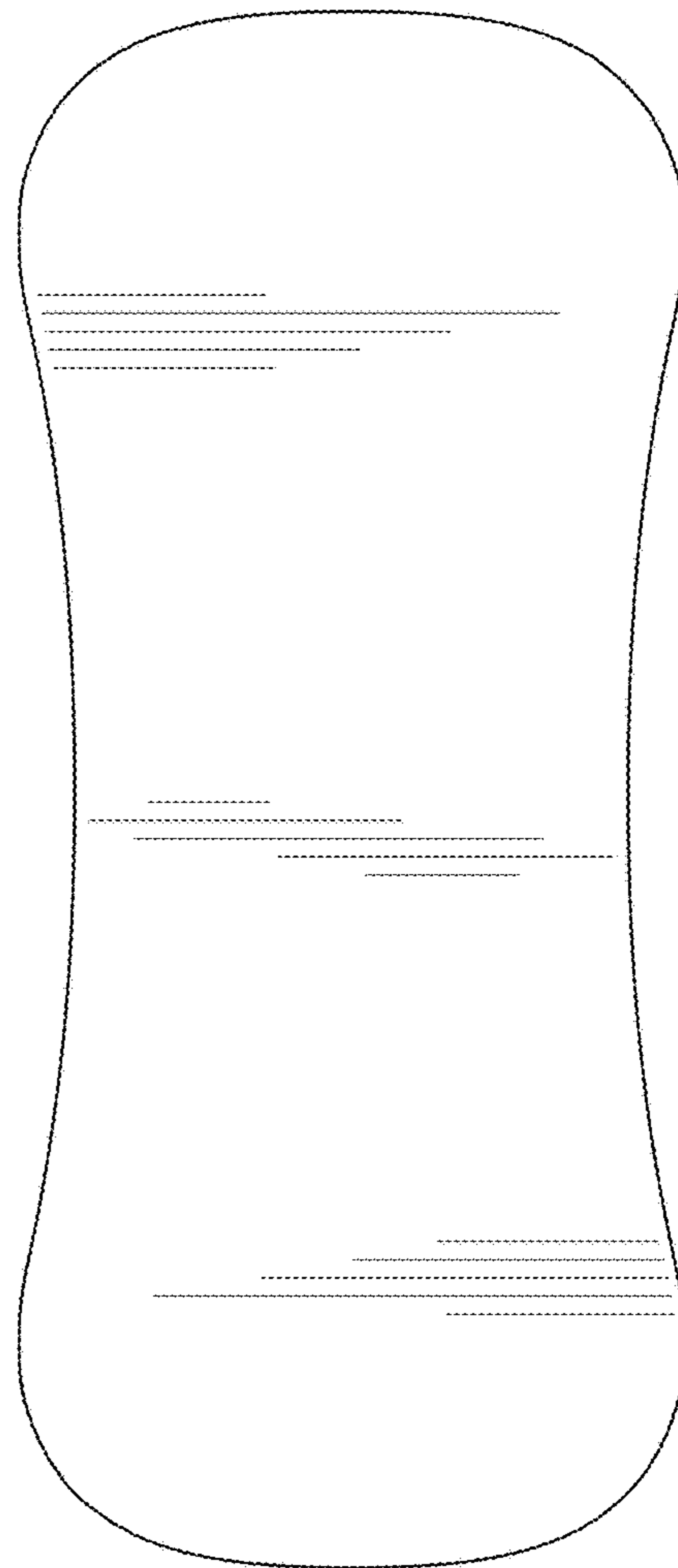


FIG. 3

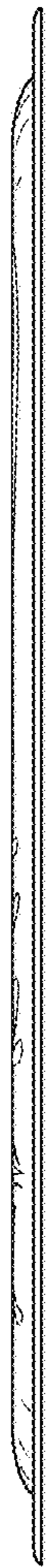


FIG. 4

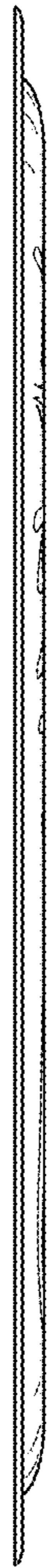


FIG. 5

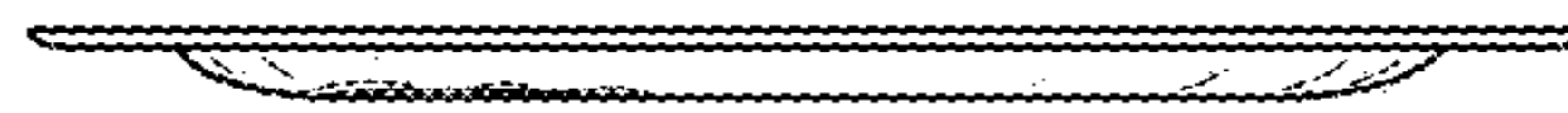


FIG. 6




FIG. 7

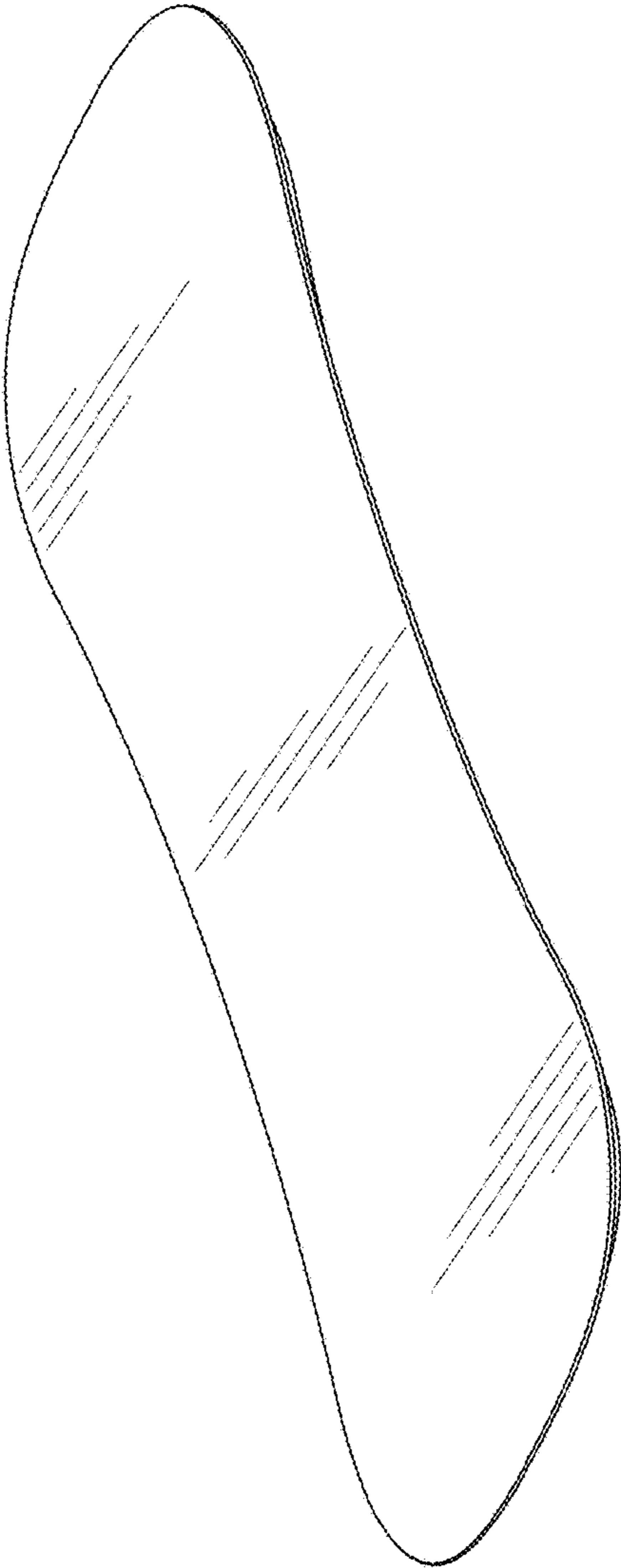


FIG. 8