



US00D853554S

(12) **United States Design Patent**  
**Biancuzzo**

(10) **Patent No.:** **US D853,554 S**  
(45) **Date of Patent:** **\*\* Jul. 9, 2019**

- (54) **CEILING FAN BLADE**
- (71) Applicant: **AIR COOL INDUSTRIAL CO., LTD.**, Taichung (TW)
- (72) Inventor: **Francisco Biancuzzo**, Davie, FL (US)
- (73) Assignee: **AIR COOL INDUSTRIAL CO., LTD.**, Taichung (TW)
- (\*\*) Term: **15 Years**
- (21) Appl. No.: **29/631,257**
- (22) Filed: **Dec. 28, 2017**
- (51) **LOC (11) Cl.** ..... **23-03**
- (52) **U.S. Cl.**  
USPC ..... **D23/413**
- (58) **Field of Classification Search**  
USPC ..... D23/314, 317, 324, 328, 332-342, 351, D23/352, 354, 355, 356, 359, 362, 364, D23/370-385, 386-389, 393, 397, D23/411-414; D12/214, 317, 339, 344, D12/345  
CPC ..... F04D 25/088; F04D 25/08; F04D 29/38; F04D 29/384; F04D 29/386; F04D 29/388; F04D 29/325; F04D 25/02; F04D 29/682; F04D 29/684  
See application file for complete search history.

- (56) **References Cited**  
U.S. PATENT DOCUMENTS  
2,011,821 A \* 8/1935 Meyer ..... B63H 1/26 416/223 R  
2,022,417 A \* 11/1935 Gilbert ..... F04D 29/325 416/221  
2,058,122 A \* 10/1936 Assala ..... B64C 11/16 416/234  
D113,347 S \* 2/1939 Funk ..... D23/413  
2,212,041 A \* 8/1940 Pfautsch ..... F04D 29/386 416/238

- 2,253,066 A \* 8/1941 Dowell ..... F04D 29/386 416/238
- D131,699 S \* 3/1942 Funk ..... 416/202
- D535,387 S \* 1/2007 Gajewski ..... D23/413
- D535,388 S \* 1/2007 Gajewski ..... D23/413
- D536,083 S \* 1/2007 Gajewski ..... D23/377
- D562,215 S \* 2/2008 Schulze ..... D12/214
- 7,481,626 B2 \* 1/2009 Gajewski ..... F04D 25/088 416/204 R
- D644,316 S \* 8/2011 Spaggiari ..... D23/413
- D677,611 S \* 3/2013 Janecke ..... D12/214
- D715,421 S \* 10/2014 Schulzman ..... D23/413
- D726,297 S \* 4/2015 Liu ..... D23/377
- D741,470 S \* 10/2015 Ertze ..... D23/413
- D750,211 S \* 2/2016 Arai ..... D23/379
- D755,947 S \* 5/2016 Arai ..... D23/379
- D780,902 S \* 3/2017 Gajewski ..... D23/377

(Continued)

*Primary Examiner* — Cathron C Brooks  
*Assistant Examiner* — Sharon S Oum  
(74) *Attorney, Agent, or Firm* — Pai Patent & Trademark Law Firm; Chao-Chang David Pai

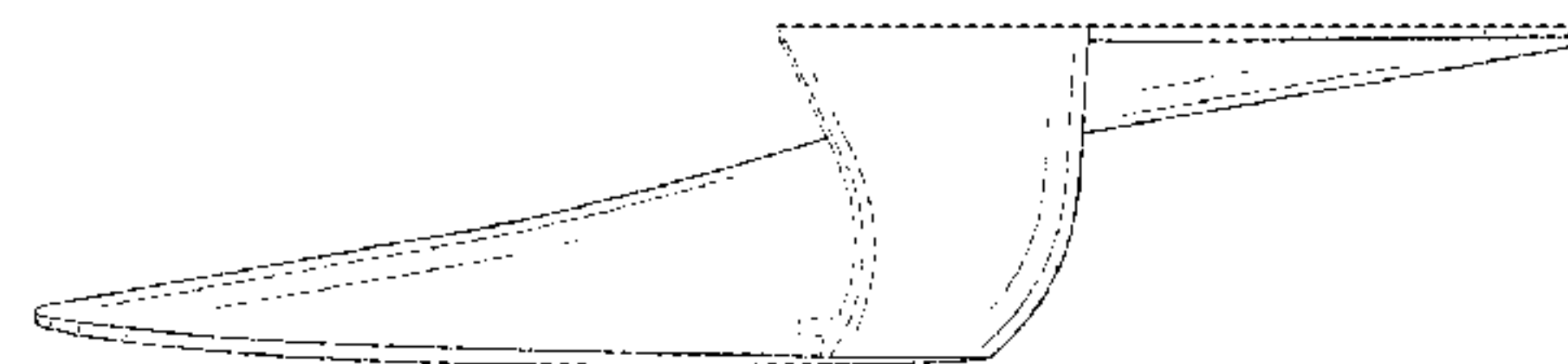
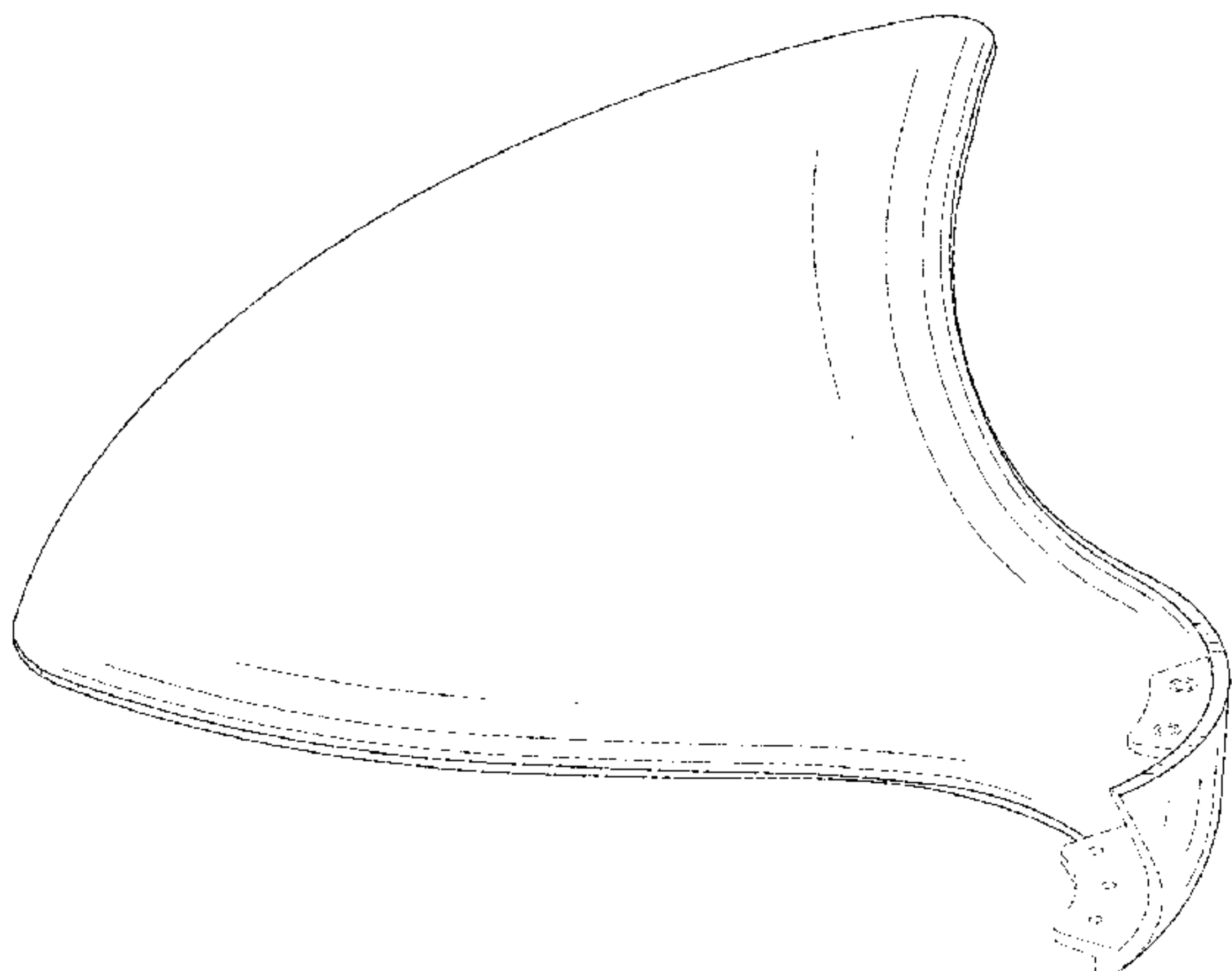
(57) **CLAIM**

The ornamental design for a ceiling fan blade, as shown and described.

**DESCRIPTION**

FIG. 1 is a front perspective view of a ceiling fan blade showing my new design;  
FIG. 2 is a front elevational view thereof;  
FIG. 3 is a rear elevational view thereof;  
FIG. 4 is a left side elevational view thereof;  
FIG. 5 is a right side elevational view thereof;  
FIG. 6 is a top plan view thereof;  
FIG. 7 is a bottom plan view thereof; and,  
FIG. 8 is another front perspective view thereof.  
The broken lines are for the purpose of illustrating environmental structure and form no part of the claimed design.

**1 Claim, 6 Drawing Sheets**



(56)

**References Cited**

U.S. PATENT DOCUMENTS

9,605,685 B2 \* 3/2017 Wang ..... F04D 29/34  
D799,669 S \* 10/2017 Wang ..... D23/377  
D799,688 S \* 10/2017 Wang ..... D23/413  
D820,970 S \* 6/2018 Badarello ..... D23/413  
D826,629 S \* 8/2018 Andersson ..... D7/376  
D829,882 S \* 10/2018 Searle ..... D23/413

\* cited by examiner

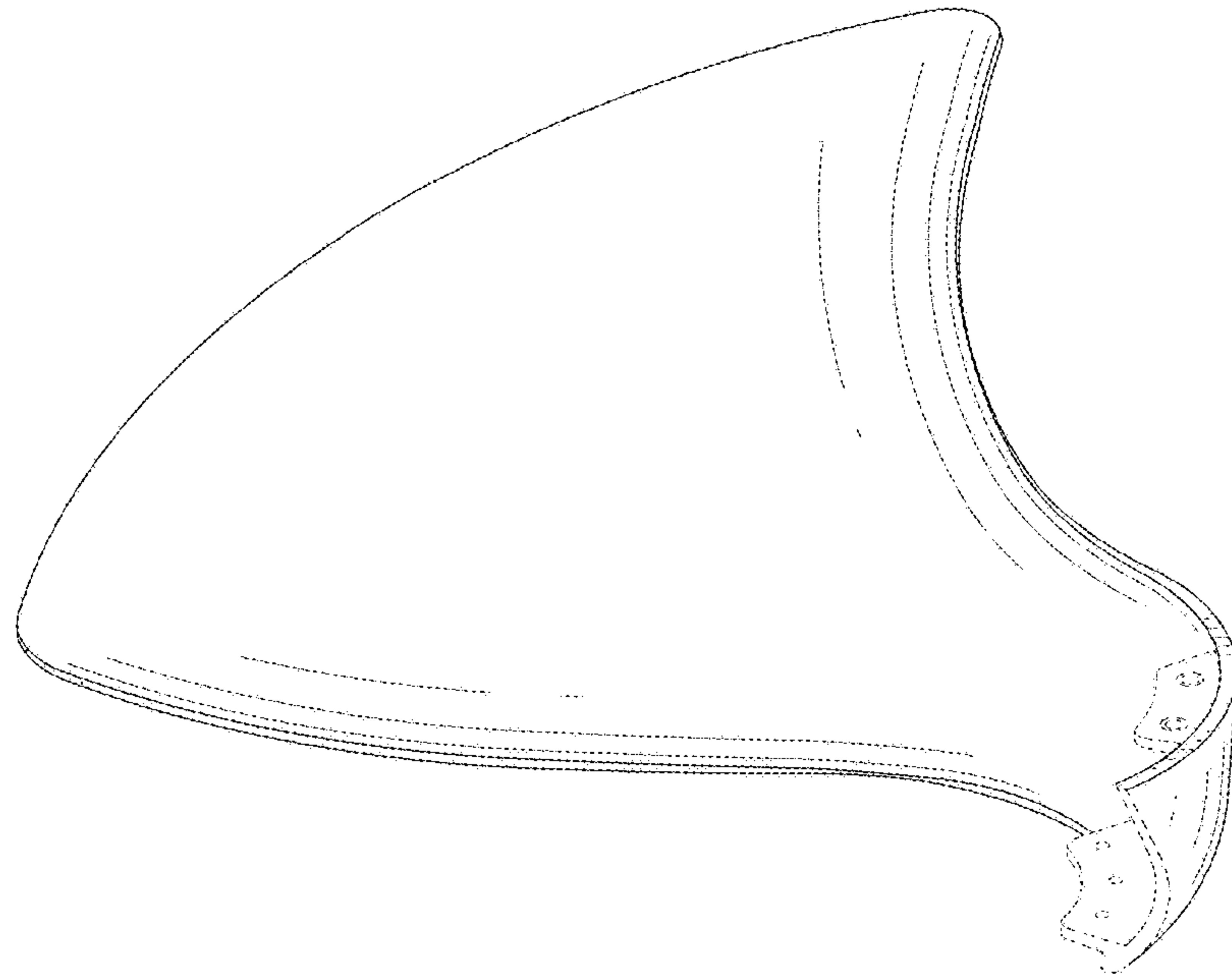


FIG. 1




FIG. 2

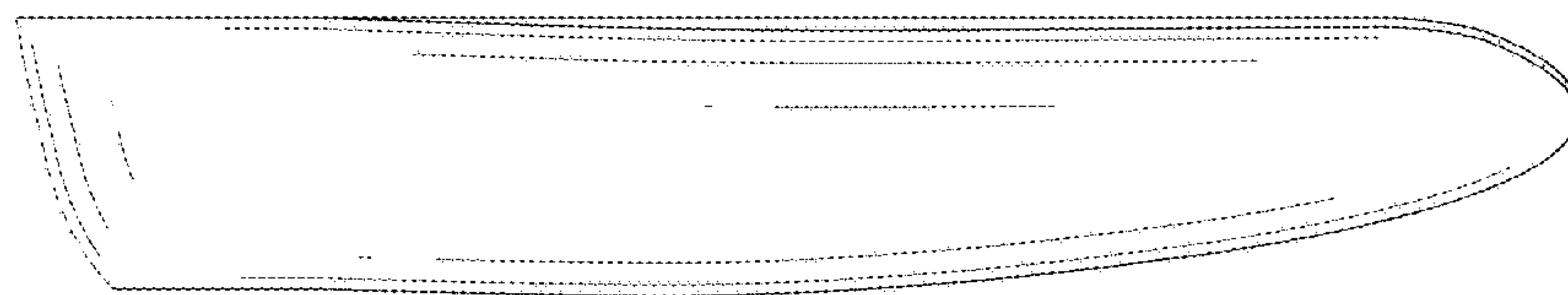


FIG. 3

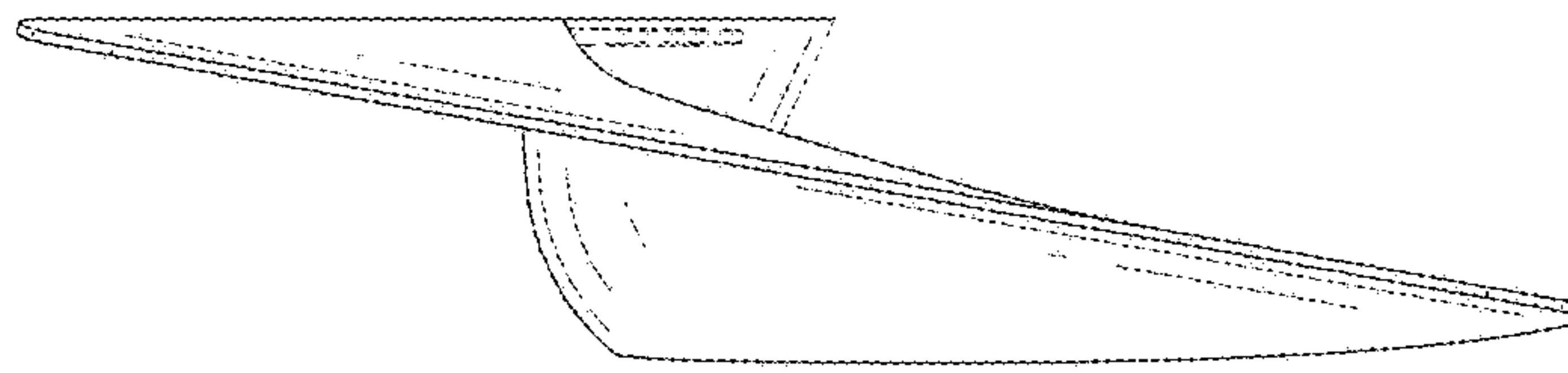


FIG. 4

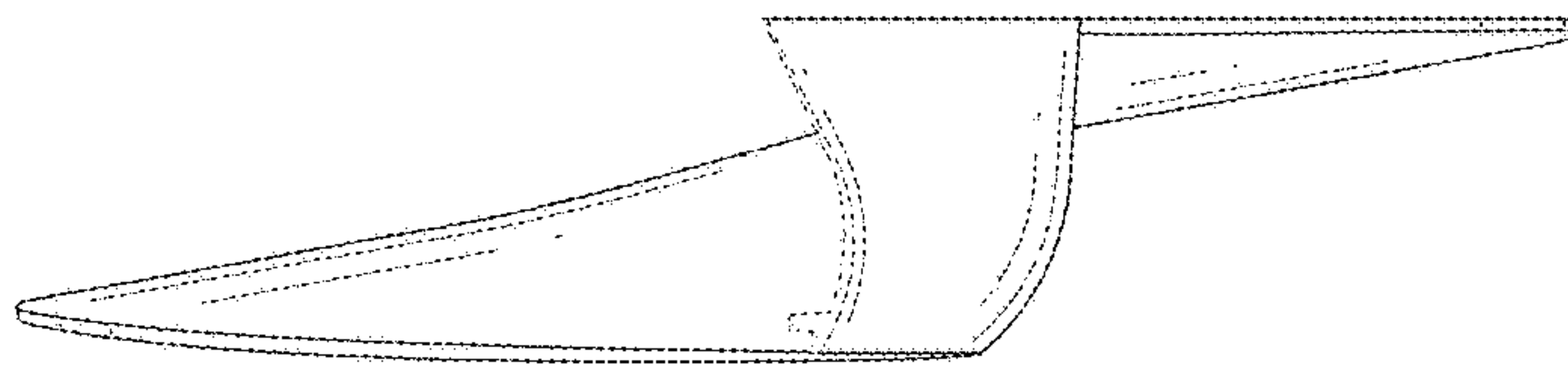


FIG. 5

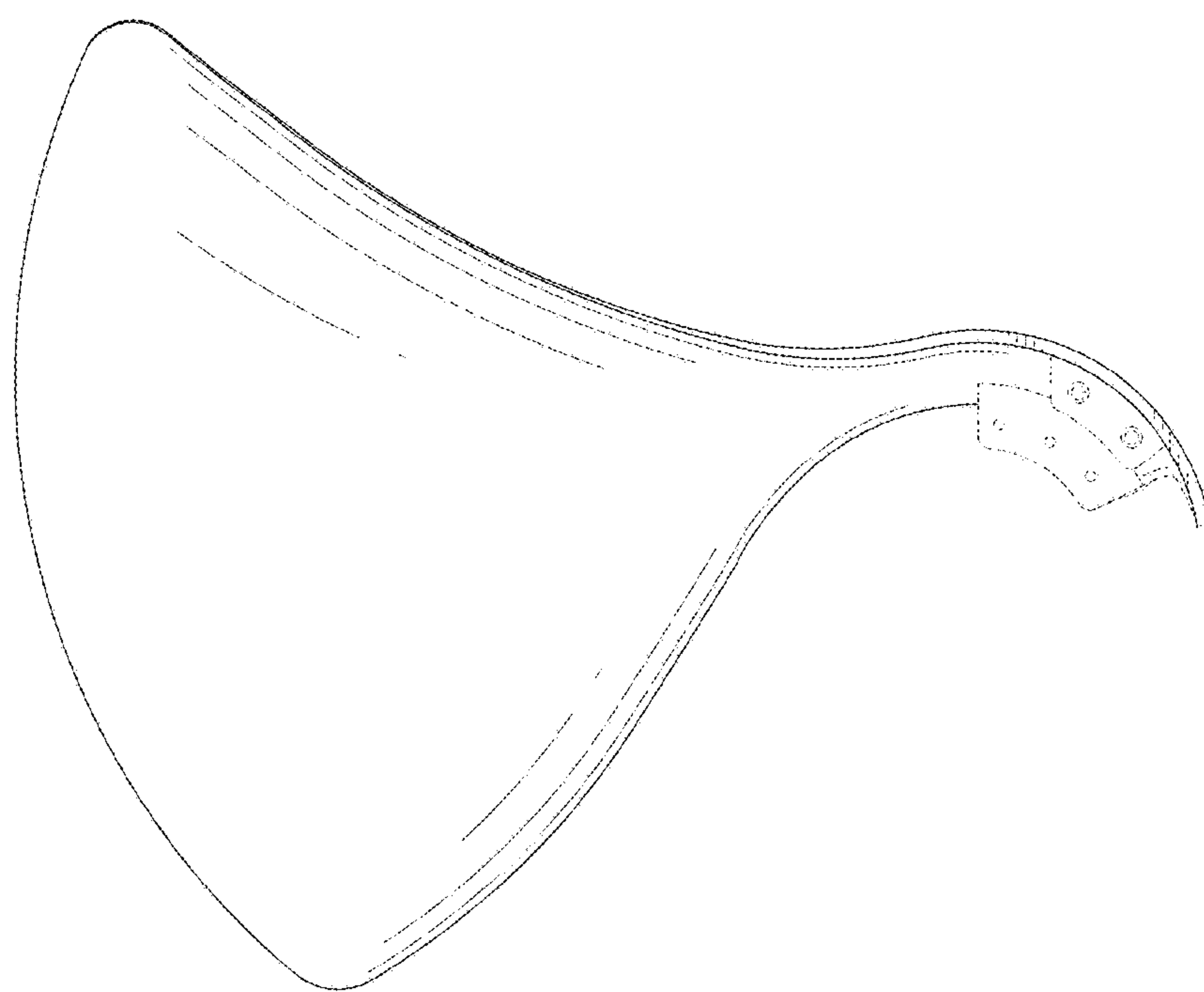


FIG. 6




FIG. 7

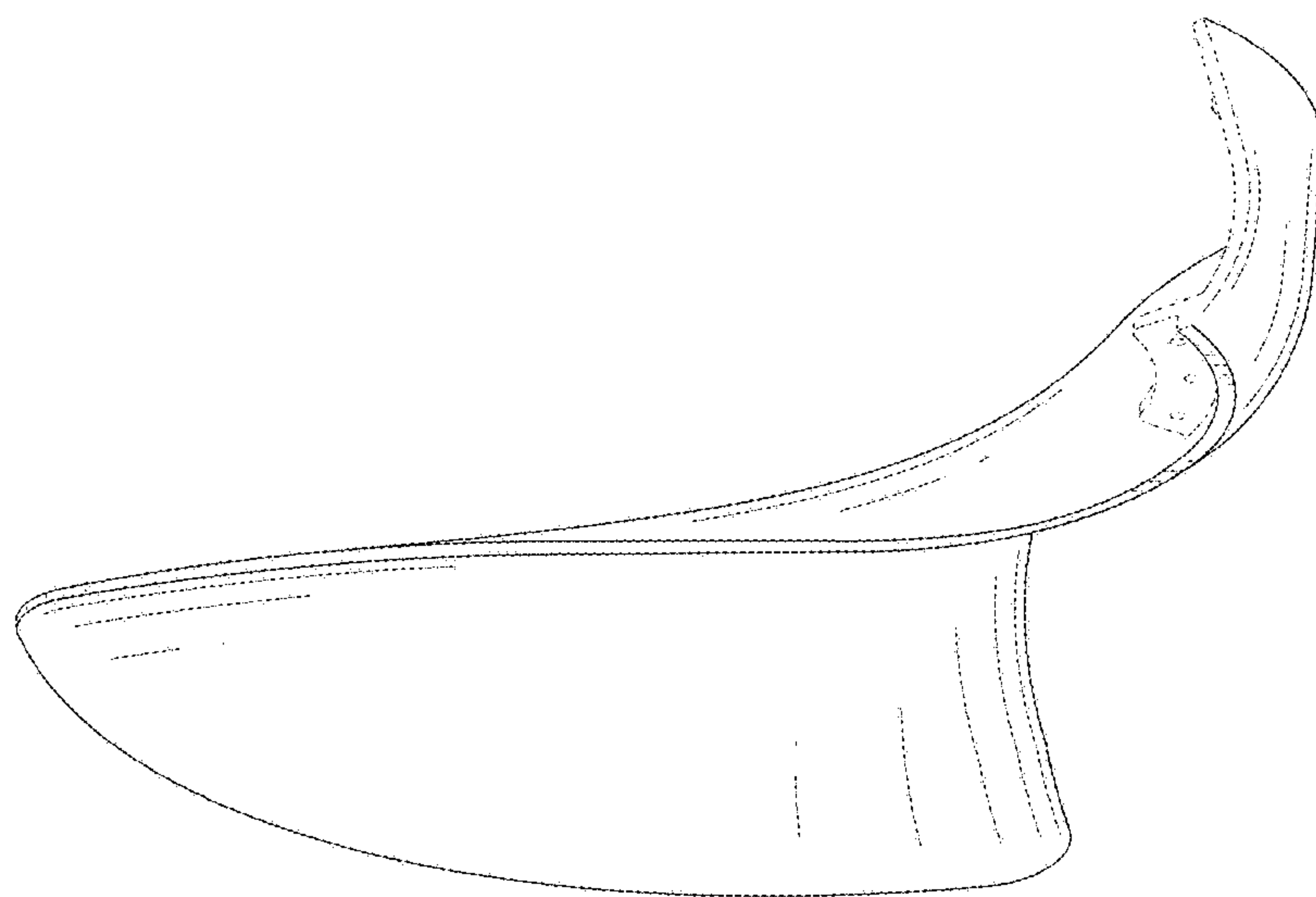


FIG. 8